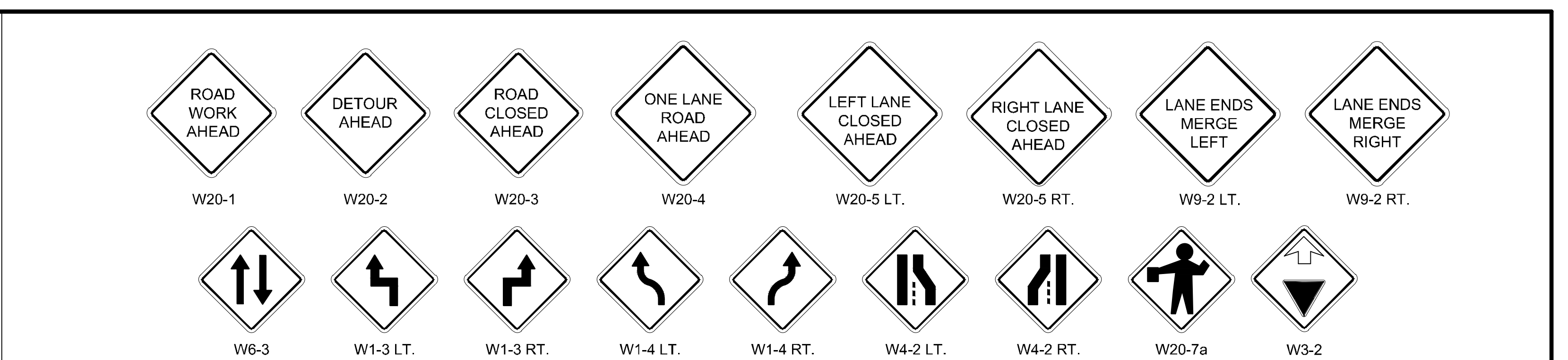
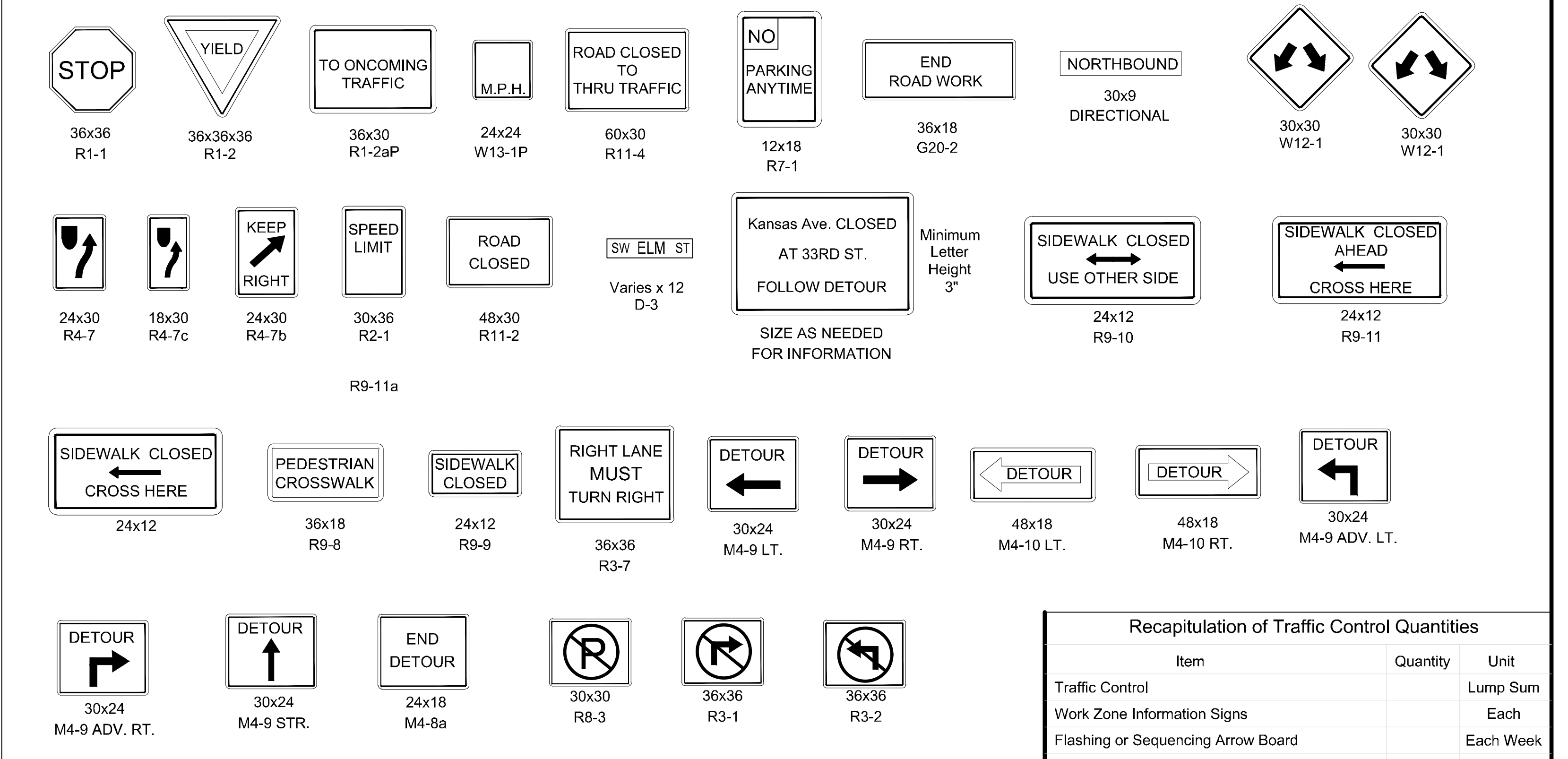


- NOTES:**
1. Barricades (Type 2 or 3) shall be used to close the entire width of the pathway.
 2. Do not use warning lights on pedestrian barricades or on audible devices.
 3. Upper rail shall be continuously smooth.
 4. Adjacent sections of barricades shall be interlocked together, and shall have the same base color (orange or yellow).
 5. Stripes are optional. As an alternate, the top rail may be orange and the bottom rail may be white.



UNLESS OTHERWISE NOTED ALL WARNING SIGNS SHALL BE 36"x36"



Minimum Size:
Refer to Table 6F-1 of the most recent edition of MUTCD for minimum sizes of all Traffic Control Signs.


TYPICAL TRAFFIC CONTROL SIGNS USED IN CITY PROJECTS

Recapitulation of Traffic Control Quantities		
Item	Quantity	Unit
Traffic Control		Lump Sum
Work Zone Information Signs		Each
Flashing or Sequencing Arrow Board		Each Week
Portable Changeable Message Sign		Each Week
Temporary Traffic Signal		Lump Sum
Temporary Pavement Marking (*) (**) (***)		LF
Surface Drop off Treatment		LF

(*) Type Pavement Marking: Type I, Type II, Masking
(**) Color
(***) Width

NO.	DATE:	REVISION	SU	KRE	BY:	APP'D
1	10/30/20	MAJOR REVISION				

DRAWN BY: Shoeb Uddin
APP'D BY: Kristi Ericksen



STANDARD DETAILS
DT - 121A

TRAFFIC CONTROL DEVICES AND RECAP OF QUANTITIES

DATE: _____
PAGE: _____ OF _____
PROJECT: _____