



# CITY OF TOPEKA

## CAPITAL IMPROVEMENT

### PLAN 2021-2030





# Table of Contents

<b>Page</b>	<b>Section</b>
3	CIP Overview
9	CIP Map
10	2021-2025 CIP Project Summary
16	6-10 Year Project List
18	Debt Service Obligations
21	Other Fund Forecasts
26	General Obligation Bond Projects
50	General Obligation Bond Special Projects
52	Stormwater Projects
62	Wastewater Projects
77	Water Projects
97	Cash Projects
111	Citywide Half-Cent Sales Tax Projects
131	Countywide Half-Cent Sales Projects
139	Donation Projects
143	Federal Fund Projects
150	Information Technology Fund Projects
190	Parking Fund Projects



# **Capital Improvement Plan Overview**

# CAPITAL IMPROVEMENT PLAN OVERVIEW

## CIP Introduction and Process

The Capital Improvement Plan (CIP) is a long-range plan used to develop the annual operating budget, capital improvement budget, and long-term financial forecasts that helps ensure they are in alignment with and support the City's strategic goals. The CIP is a separate budgeting process from the City's annual operating budget and looks out over the next ten years. The first three years of the CIP consist of projects adopted as part of the Capital Improvement Budget (CIB). The first year of the CIB reflects projects that will be initiated and/or completed during the upcoming operating budget year. The second and third year projects are those for which plans are in the preparation phase.

The CIP book consists of a summary of projects that are scheduled to commence during the 2021-2025 budget years and a separate list of projects being considered for years 2026-2030. The map of the proposed projects depict their impact throughout the City. Project summaries are separated by projected funding source and a single project may be reflected under multiple sections if attributed to more than a single source of funding. Debt summaries and forecasts for general obligation and revenue bonds are also provided.

Upon approval by the Governing Body, staff will begin the preliminary planning for future implementation of these projects. The CIP and its corresponding resolution provide the authority and authorization for the project to move forward once funding becomes available.

For projects financed with general obligation (GO) bonds, the project budget, bond resolution, and bond ordinance provide the legal authority to issue bonds. GO bonds have been the primary method of financing for the majority of projects outside of the enterprise operations.

In 2016, the Governing Body implemented a three-year cap of \$27 million, which would amount to an average GO bond issuance of \$9 million annually. The Governing Body increased the cap to \$33 million, or an average issuance of \$11 million annually, over the period between 2020-2022.

## Project Definition

To be included in the CIP, capital projects should meet at least one of the following criteria:

- Real property acquisition
- Construction of new facilities and addition to existing facility costing a minimum of \$50,000
- Remodeling/repair of the interior/exterior of any facility exceeding \$25,000
- Infrastructure project
- Information technology projects costing a minimum of \$50,000

## Impact of Capital Improvement Projects on the Operating Budget

The projects included in the CIP are a mixture of new facility construction, expansion, and maintenance or rehabilitation (repair) of existing facilities. The majority of the scheduled projects are related to the rehabilitation and repair category which typically are expected to result in a reduction in operating budget costs due to a lower demand for maintenance and repair. For example, the improvement of neighborhood infrastructure, such as installing a new water line, would be expected to reduce the number of water line breaks thereby lowering the associated repair cost. Notably, these savings are difficult to quantify and may be

offset as the remaining infrastructure continues to age and will require increased maintenance. Adding a new facility without eliminating a similar or larger facility would be expected to add to the City’s operating budget.

**Project Prioritization Process**

Leveraging technical expertise and institutional knowledge, departments prioritize CIP projects and submit them to the Finance Department. The Finance Department will analyze projects for financial prudence. The full CIP Committee will meet and help create the proposed CIP based on a discussion of essentiality, available funding, and compliance with City Priorities. The proposed CIP is also considered by the Planning Commission to ensure conformity with the City’s Comprehensive Plan.

Currently, there are insufficient funds available to cover the project and infrastructure needs across the City. In order to address this gap and present a CIP in line with the adopted City priorities, staff conducts rigorous prioritization efforts to ensure that the limited funding is spent on the most crucial projects and in the most efficient manner.

**Completed CIP Projects**

Staff provides quarterly updates to the Governing Body on Public Works and Utilities Projects in the City’s Quarterly Report.

**2021-2030 CIP Calendar**

Item	Date
Staff Submits 2021-2030 CIP Requests	12/12/2019
CIP Presented to City Council	2/1/2020
CIP Approved by Planning Commission	2/17/2020
CIP Discussion at City Council	2/18/2020
Debt Lease Discussion	3/3/2020
CIP Discussion at City Council	3/17/2020
Resolution and Project Budgets Approved by Council	4/7/2020

## TYPES OF PROJECTS

Capital projects in the CIP are categorized by alignment with City Priorities which are created and adopted by the Governing Body. The priority-based project types are:

**Neighborhoods**

**2021-2025 CIP: \$13,900,000 (3%)**

These projects improve infrastructure within neighborhoods, with the primary focus on streets, curbs, gutters, alleys, and sidewalks. The neighborhood projects are selected annually to leverage Stages of Resource Targeting (SORT), Community Development Block Grant (CDBG), and HOME Investment Partnership funds.

Funding sources—G.O. bonds, Federal funds, and Utility funds

## **Public Safety**

**2021-2025 CIP: \$22,668,346 (5%)**

These projects improve the provision of public safety services to the community. These include the purchase of fire and emergency medical service apparatus, fire station improvements, and police body cameras.

Funding sources—G.O. bonds and Cash

## **Traffic**

**2021-2025 CIP: \$5,690,600 (1%)**

These projects improve the safety of the City's transportation network. Projects include the installation of traffic signals, improvements to synchronization and timing of traffic signals, as well as pedestrian safety improvements such as crosswalks and flashers.

Funding source—G.O. Bonds

## **Facilities**

**2021-2025 CIP: \$26,866,969 (6%)**

These projects aim to keep City facilities in a serviceable condition and compliant with City code. These include interior and external planning, design, repair, and construction of City facilities.

Funding sources - G.O. Bonds and Cash

## **Streets**

**2021-2025 CIP: \$138,960,146 (30%)**

These projects improve the City's network of streets and alleys. They include the maintenance of existing streets, construction of new streets, sidewalk maintenance, bike lanes, streetscape improvements, alley repair, and curb and gutter repair.

Funding sources—G.O. bonds, Federal funds, Citywide Half-Cent Street Sales Tax, and Countywide Half-Cent Sales Tax

## **Quality of Life**

**2021-2025 CIP: \$14,203,691 (3%)**

These projects enhance the quality of life through amenities and services that help residents thrive. These include improvement projects for the Topeka Zoo, as well as internal technology upgrades that improve service delivery across all departments.

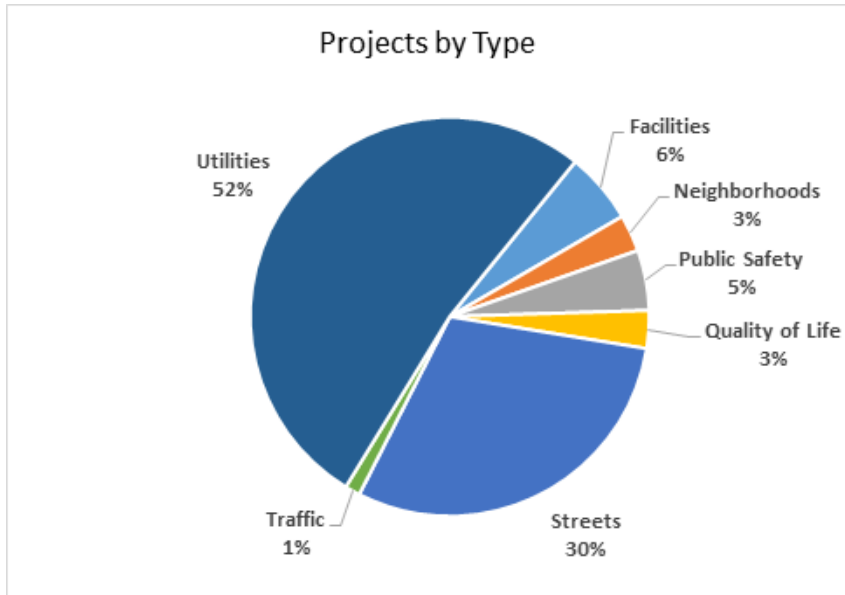
Funding sources—G.O. bonds, Countywide Half-Cent Sales Tax, IT Fund, and Cash

## **Utilities**

**2021-2025 CIP: \$241,850,166 (52%)**

These projects improve or expand utility infrastructure and increase the City's ability to provide water, stormwater, and wastewater services to residents and other customers.

Funding Sources—Cash from the Water, Wastewater, and Stormwater funds and Revenue Bonds



## FUNDING SOURCES

Traditionally, the CIP utilizes a variety of funding sources. Major funding sources include:

### GO Bonds

**2021-2025 CIP: \$75,300,840 (16%)**

General Obligation (GO) bonds are used to finance major capital projects with a typical expected life of 10 or more years. A general obligation bond is a loan secured by the City's full, faith, and credit and resources of the City. The City uses a portion of the property tax levy to finance the debt service payments.

### Revenue Bonds

**2021-2025 CIP: \$232,600,166 (50%)**

The Water, Water Pollution Control, and Stormwater funds are enterprise funds, which are supported by fees for service rather than by taxes. Revenue bonds are a type of loan in which the loan is repaid with revenues from the enterprise, not by contributions from the General Fund. These loans are used to increase plant capacity and modernize the system. In the event that cash funds become available, the full amount of the projects will not be bonded.

### Citywide Half-Cent Street Sales Tax

**2021-2025 CIP: \$66,524,098 (14%)**

Citywide Half-Cent Street Sales Tax (also known as the Fix Our Streets Sales Tax) is funded by a voter approved half-cent sales tax initiative. It is dedicated to street maintenance and repair and cannot be used for new street construction. The tax generates approximately \$14.7 million in annual revenue.

### Countywide Half-Cent Street Sales Tax

**2021-2025 CIP: \$38,752,000 (9%)**

The Countywide Half-Cent Street Sales Tax is funded by a voter approved half-cent sales tax initiative for economic development and countywide infrastructure development. These projects represent what is proposed to be completed with funds collected from 2017-2031.

### Federal Funds

**2021-2025 CIP: \$16,825,334 (4%)**

These funds are received from the federal government for infrastructure and community improvement projects.

### Cash

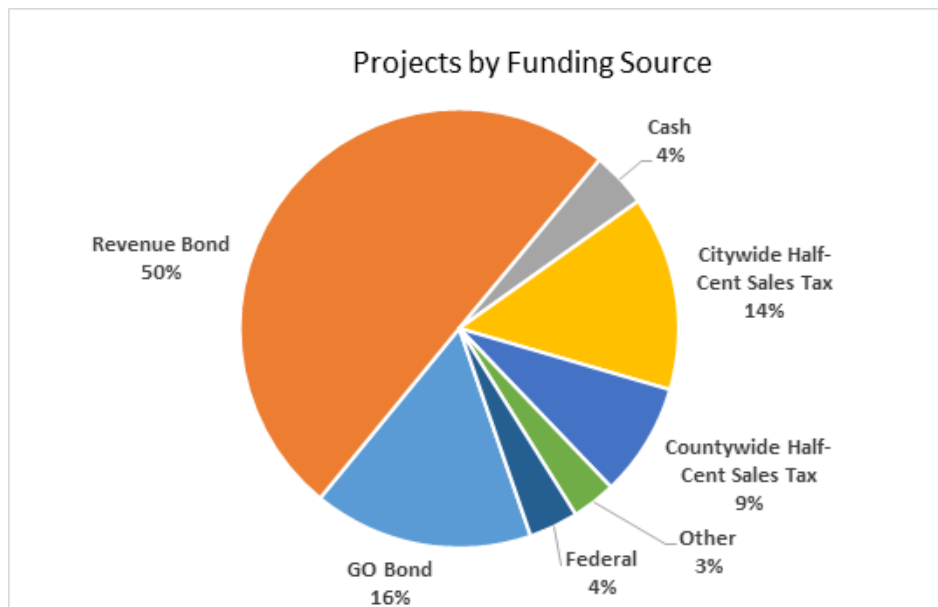
**2021-2025 CIP: \$19,068,820 (4%)**

When available and appropriate, the General Fund and enterprise funds pay for capital projects directly out of the operating budgets.

### Other

**2021-2025 CIP: \$15,068,660 (3%)**


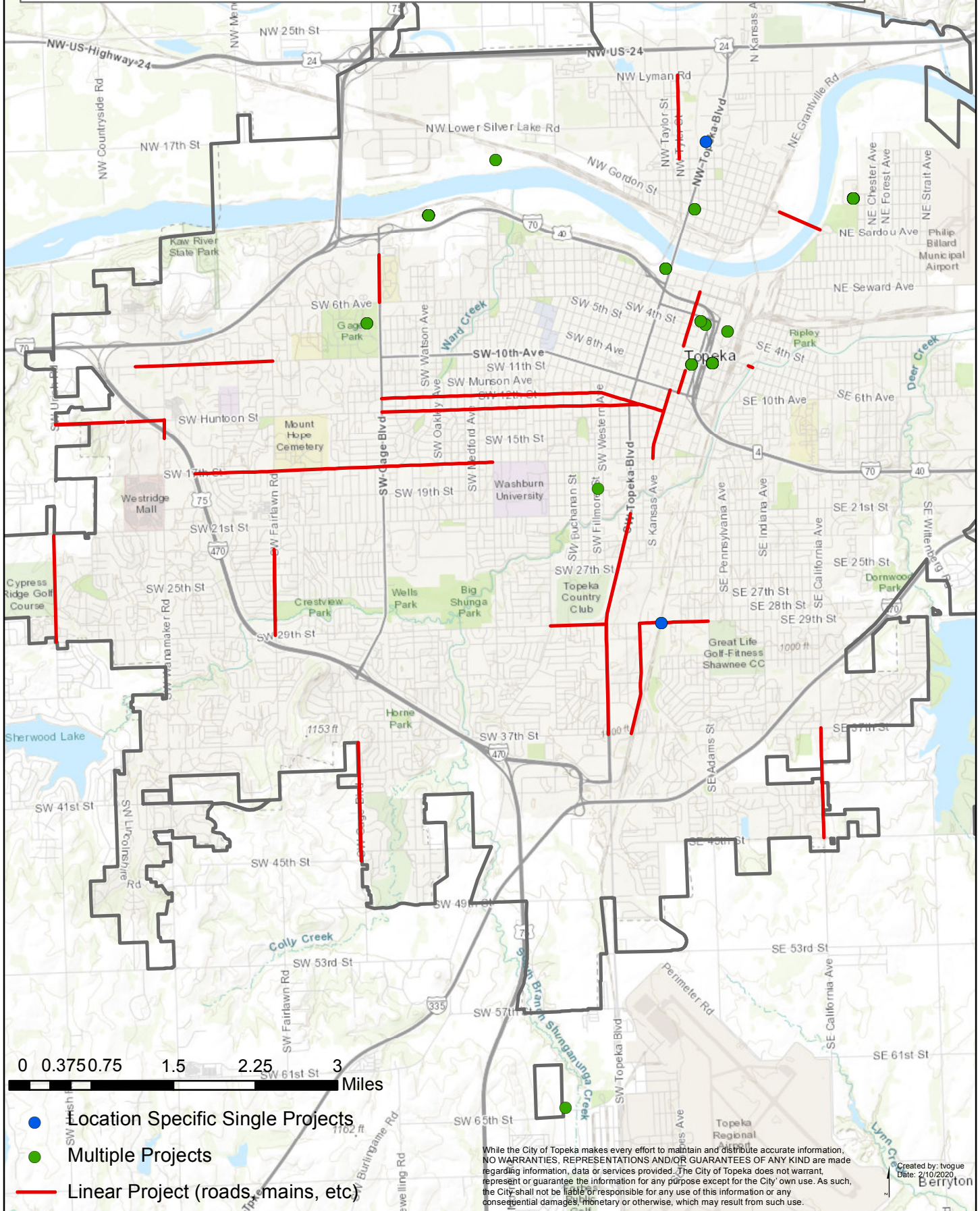
Funding sources include the Parking Enterprise Fund, Information Technology (IT) Fund, and Donations received for Zoo projects.







# Proposed 2021-2025 Capital Improvement Projects City of Topeka, KS



- Location Specific Single Projects
- Multiple Projects
- Linear Project (roads, mains, etc)

While the City of Topeka makes every effort to maintain and distribute accurate information, NO WARRANTIES, REPRESENTATIONS AND/OR GUARANTEES OF ANY KIND are made regarding information, data or services provided. The City of Topeka does not warrant, represent or guarantee the information for any purpose except for the City's own use. As such, the City shall not be liable or responsible for any use of this information or any consequential damages, monetary or otherwise, which may result from such use.

Created by: tvogue  
Date: 2/10/2020  
Berryton

	Project Number	Capital Improvement Budget			Capital Improvement Plan					Type	Changes from 2020 CIP
		Proposed 2021	Proposed 2022	Proposed 2023	Proposed 2024	Proposed 2025	5 Year Total	Previous Funding	Future Funding		
<b>GENERAL OBLIGATION BOND</b>											
<b>Facilities</b>											
Facilities Improvements, Repair, and Maintenance Program (FIRM) 2021	131074.00	\$1,650,000	\$1,650,000	\$1,650,000	\$2,300,000	\$2,300,000	\$9,550,000	\$0	\$11,500,000	Repair/Replace	Reduced \$650,000 annually through 2023
<b>Subtotal Facilities</b>		<b>\$1,650,000</b>	<b>\$1,650,000</b>	<b>\$1,650,000</b>	<b>\$2,300,000</b>	<b>\$2,300,000</b>	<b>\$9,550,000</b>	<b>\$0</b>	<b>\$11,500,000</b>		
<b>Neighborhoods</b>											
Infill Sidewalk/Ped Plan 2021	241060.00	\$600,000	\$600,000	\$600,000	\$600,000	\$600,000	\$3,000,000	\$0	\$3,000,000	New and Repair/Replace	No change
Neighborhood Infrastructure Program 2021	601119.00	\$1,700,000	\$1,700,000	\$1,700,000	\$1,700,000	\$1,700,000	\$8,500,000	\$0	\$10,900,000	New and Repair/Replace	No change
<b>Subtotal Neighborhoods</b>		<b>\$2,300,000</b>	<b>\$2,300,000</b>	<b>\$2,300,000</b>	<b>\$2,300,000</b>	<b>\$2,300,000</b>	<b>\$11,500,000</b>	<b>\$0</b>	<b>\$13,900,000</b>		
<b>Public Safety</b>											
TPD Firearm Range Overhead Roof + Baffle System	131064.00	\$0	\$0	\$0	\$980,791	\$0	\$980,791	\$0	\$0	Repair/Replace	No change
Fire Department Fleet Replacement	801057.00	\$1,640,000	\$850,000	\$2,515,725	\$2,662,500	\$1,867,000	\$9,535,225	\$0	\$0	New	Vehicles consolidated. \$850,000 moved 2022 to 2024
Fleet Replacement Program - Transportation Operations	861028.00	\$1,000,000	\$1,000,000	\$1,000,000	\$1,399,255	\$1,399,255	\$5,798,510	\$0	\$4,720,632	New and Repair/Replace	New
<b>Subtotal Public Safety</b>		<b>\$2,640,000</b>	<b>\$1,850,000</b>	<b>\$3,515,725</b>	<b>\$5,042,546</b>	<b>\$3,266,255</b>	<b>\$16,314,526</b>	<b>\$0</b>	<b>\$4,720,632</b>		
<b>Street</b>											
Replacement of Medians	601099.00	\$80,000	\$0	\$300,000	\$300,000	\$0	\$680,000	\$0	\$0	Repair/Replace	2021 funding added
Citywide Infrastructure Program 2021	601120.00	\$200,000	\$200,000	\$200,000	\$250,000	\$250,000	\$1,100,000	\$0	\$1,250,000	New and Repair/Replace	Reduced \$50,000 through 2023
Complete Streets Program 2021	601121.00	\$100,000	\$100,000	\$100,000	\$100,000	\$100,000	\$500,000	\$0	\$500,000	New and Repair/Replace	No change
SW 10th Avenue - SW Fairlawn Road to SW Wanamaker Road	701015.00	\$1,557,000	\$0	\$0	\$0	\$0	\$1,557,000	\$3,595,000	\$0	Repair/Replace	2021 increased \$57,000
SW Wanamaker Road/SW Huntoon Street/I-470 Ramps	701018.00	\$500,000	\$500,000	\$0	\$0	\$0	\$1,000,000	\$424,666	\$0	Repair/Replace	No change Project funds expanded to include GO bonds in addition to City Sales Tax. Total project 2021 increased \$6,267:
NW Tyler Street - NW Lyman Road to NW Beverly Street	701019.00	\$165,600	\$1,831,513	\$0	\$0	\$0	\$1,997,113	\$349,333	\$0	Repair/Replace	2022 increased \$703,211
SW 10th Avenue from Wanamaker to SW Gerald Lane	701023.00	\$0	\$0	\$0	\$155,250	\$50,000	\$205,250	\$0	\$1,547,325	New	Moved from 2021 to 2024 with increase of \$5,250
Downtown Street Improvement Projects	701024.00	\$0	\$0	\$50,000	\$50,000	\$0	\$100,000	\$0	\$14,800,000	Repair/Replace	No change
SW Huntoon Street, SW Executive Drive to SW Urish Road	701029.00	\$0	\$0	\$0	\$350,000	\$258,750	\$608,750	\$0	\$4,295,250	Repair/Replace	Project delayed one year. Project increased \$8,750 2023 decreased \$50,000; 2024 increased \$100,000; total project net increased \$50,000
SW Urish Road, SW 21st Street to SW 29th Street	701030.00	\$0	\$0	\$50,000	\$450,000	\$350,000	\$850,000	\$0	\$6,950,025	Repair/Replace	2024 increased \$3,500
NW Tyler Street, NW Beverly Street to NW Paramore Street	701034.00	\$0	\$0	\$0	\$103,500	\$992,901	\$1,096,401	\$0	\$0	Repair/Replace	Funding expanded to include GO bonds in addition to City Sales Tax
S. Topeka Blvd from 29th Street to 37th Street	701038.00	\$0	\$0	\$0	\$0	\$51,750	\$51,750	\$0	\$2,328,250	Repair/Replace	Funding expanded to include city sales tax in addition to GO bonds. 2023 increased \$203,500; 2024 decreased \$196,500
SW Fairlawn Road from 23rd Street to 29th Street	701040.00	\$0	\$0	\$103,500	\$103,500	\$672,750	\$879,750	\$0	\$0	Repair/Replace	2021 increased \$104,700
SW Gage Blvd from 37th to 45th	701041.00	\$2,504,700	\$0	\$0	\$0	\$0	\$2,504,700	\$100,000	\$0	Repair/Replace	
<b>Subtotal Street</b>		<b>\$5,107,300</b>	<b>\$2,631,513</b>	<b>\$803,500</b>	<b>\$1,862,250</b>	<b>\$2,726,151</b>	<b>\$13,130,714</b>	<b>\$4,468,999</b>	<b>\$31,670,850</b>		
<b>Traffic</b>											
Traffic Signal Replacement Program 2021	141030.00	\$0	\$885,000	\$885,000	\$885,000	\$885,000	\$3,540,000	\$0	\$4,425,000	Repair/Replace	No change
Traffic Signal LED Upgrade Program 2021	141031.00	\$82,800	\$82,800	\$0	\$0	\$0	\$165,600	\$80,000	\$0	New and Repair/Replace	Increased \$2,800 annually through 2022
Traffic Safety Program 2021	601122.00	\$220,000	\$220,000	\$220,000	\$220,000	\$220,000	\$1,100,000	\$0	\$1,100,000	New and Repair/Replace	No change
<b>Subtotal Traffic</b>		<b>\$302,800</b>	<b>\$1,187,800</b>	<b>\$1,105,000</b>	<b>\$1,105,000</b>	<b>\$1,105,000</b>	<b>\$4,805,600</b>	<b>\$80,000</b>	<b>\$5,525,000</b>		
<b>Annual Total GO Bond Projects</b>		<b>\$12,000,100</b>	<b>\$9,619,313</b>	<b>\$9,374,225</b>	<b>\$12,609,796</b>	<b>\$11,697,406</b>	<b>\$55,300,840</b>	<b>\$4,548,999</b>	<b>\$67,316,482</b>		
<b>TOTAL GO Bond Projects in CIB</b>											
<b>Total Aggregate Target for CIB</b>											
Difference Target to Subtotal 2021-2023											
<b>General Obligation Bond - Special</b>											
Polk-Quincy Project Support	701048.00	\$7,000,000	\$7,000,000	\$6,000,000	\$0	\$0	\$20,000,000	\$0	\$0	Repair/Replace	New
<b>Subtotal Traffic</b>		<b>\$7,000,000</b>	<b>\$7,000,000</b>	<b>\$6,000,000</b>	<b>\$0</b>	<b>\$0</b>	<b>\$20,000,000</b>	<b>\$0</b>	<b>\$0</b>		

\$30,993,638
\$31,000,000
\$6,362

	Project Number	Capital Improvement Budget			Capital Improvement Plan				Previous Funding	Future Funding	Type	Changes from 2020 CIP
		Proposed 2021	Proposed 2022	Proposed 2023	Proposed 2024	Proposed 2025	5 Year Total					
<b>Storm Water</b>												
Shunga Creek Flood Mitigation	161008.00	\$0	\$0	\$4,500,000	\$1,500,000	\$750,000	\$6,750,000	\$0	\$0	New	New - Identified in Shunga Flood Control Study	
Annual Levee Asset Repair/Rehab Program	161012.00	\$200,000	\$200,000	\$200,000	\$250,000	\$250,000	\$1,100,000	\$0	\$1,250,000	Repair/Replace	No change	
Stormwater Pump Station Rehab/Replacement Program	161013.00	\$0	\$0	\$0	\$500,000	\$500,000	\$1,000,000	\$0	\$2,500,000	Repair/Replace	New	
Annual Stormwater Conveyance System	501073.00	\$1,900,000	\$2,000,000	\$1,800,000	\$2,500,000	\$3,500,000	\$11,700,000	\$0	\$18,000,000	Repair/Replace	2021 increased \$200,000; 2022 increased \$375,000; 2023 decreased \$125,000; 2024 decreased \$2.5 million Funding removed for 2021 (decreased \$250,000) to partially fund Stormwater Master Plan	
Annual Best Management Practices Development & Construction	501070.00	\$0	\$250,000	\$250,000	\$250,000	\$250,000	\$1,000,000	\$0	\$1,250,000	New and Repair/Replace	No change	
Annual Drainage Correction Program	501071.00	\$300,000	\$300,000	\$300,000	\$300,000	\$300,000	\$1,500,000	\$0	\$1,500,000	New and Repair/Replace	No change	
Annual Stormwater Operations Equipment & Fleet Maintenance	501072.00	\$300,000	\$300,000	\$300,000	\$300,000	\$300,000	\$1,500,000	\$0	\$1,500,000	Repair/Replace	No change 2023 increased \$1.5 million. Phase I of project (2019 CIP) scaled down from \$3.3 million to \$1.8 million. Remaining \$1.5 million placed in phase II	
Storm Sewer Repair/Rehabilitation: Fairlawn 22nd Park to 28th Phase II	502730.01	\$0	\$0	\$3,250,000	\$0	\$0	\$3,250,000	\$1,750,000	\$0	Repair/Replace	Remaining \$1.5 million placed in phase II	
Stormwater Master Plan	501074.00	\$350,000	\$0	\$0	\$0	\$0	\$350,000	\$0	\$0	New and Repair/Replace	New	
<b>Subtotal Storm Water</b>		<b>\$3,050,000</b>	<b>\$3,050,000</b>	<b>\$10,600,000</b>	<b>\$5,600,000</b>	<b>\$5,850,000</b>	<b>\$28,150,000</b>	<b>\$1,750,000</b>	<b>\$26,000,000</b>			
<b>Waste Water</b>												
Combined Sewer Overflow Plan	291046.00	\$675,000	\$0	\$0	\$0	\$0	\$675,000	\$1,350,000	\$0	Repair/Replace	No change	
North Topeka Pump Station Rehabilitation	291087.00	\$2,846,000	\$0	\$0	\$0	\$0	\$2,846,000	\$0	\$0	Repair/Replace	No change	
Oakland Backup Generators	291090.00	\$1,373,350	\$0	\$0	\$0	\$0	\$1,373,350	\$0	\$0	New	No change	
Oakland WWTP Sludge Thickening Process Upgrade	291091.00	\$0	\$4,306,000	\$4,306,000	\$0	\$0	\$8,612,000	\$0	\$0	New	No change	
Annual WPC Facility Rehabilitation Program	291098.00	\$1,000,000	\$1,000,000	\$1,000,000	\$1,000,000	\$1,000,000	\$5,000,000	\$0	\$5,000,000	Repair/Replace	No change	
Annual Wastewater Pump Station Rehabilitation & Replacement	291099.00	\$0	\$1,500,000	\$1,500,000	\$1,500,000	\$1,500,000	\$6,000,000	\$0	\$7,500,000	Repair/Replace	No change	
WPC SCADA System Upgrade	291100.00	\$607,500	\$607,500	\$607,500	\$607,500	\$0	\$2,430,000	\$810,000	\$0	Repair/Replace	No change	
Annual Wastewater Plant Operations Equipment & Fleet Maintenance Program	291101.00	\$300,000	\$300,000	\$300,000	\$300,000	\$300,000	\$1,500,000	\$0	\$1,500,000	Repair/Replace	No change	
Annual Inflow & Infiltration Program	291102.00	\$500,000	\$500,000	\$500,000	\$500,000	\$500,000	\$2,500,000	\$0	\$2,500,000	Repair/Replace	No change	
Annual Wastewater Lining & Replacement Program	291103.00	\$2,500,000	\$3,500,000	\$6,000,000	\$6,000,000	\$6,000,000	\$24,000,000	\$0	\$32,500,000	Repair/Replace	2021 & 2022 decreased \$2.5 million annually	
Annual Sanitary Sewer Interceptor Maintenance & Rehabilitation Program	291104.00	\$2,500,000	\$1,500,000	\$2,000,000	\$5,000,000	\$7,500,000	\$18,500,000	\$0	\$7,500,000	Repair/Replace	2021 increasd \$2.5 million; 2023 increased \$300,000; 2024 increased \$3.5 million. Rate increase allowed for additional funding of sanitary sewer replacement and rehabilitation. Funds allocated among three sanitary sewer main programs based on needs of system.	
Annual Sanitary Sewer Force Main Replacement Program	291105.00	\$5,000,000	\$4,000,000	\$6,000,000	\$5,000,000	\$5,500,000	\$25,500,000	\$0	\$0	Repair/Replace	New - Rate increase allowed for additional funding of sanitary sewer replacement and rehabilitation. Funds allocated among three sanitary sewer main programs based on needs of system.	
North Topeka WWTP Nutrient Removal	291106.00	\$6,363,627	\$0	\$0	\$0	\$0	\$6,363,627	\$0	\$0	New	New - Project to bring NTWWTP into compliance with new nutrient effluent limits under new NPDES permit	
Neighborhood Infrastructure Program 2021	601119.00	\$150,000	\$150,000	\$150,000	\$150,000	\$150,000	\$750,000	\$0	\$10,900,000	New and Repair/Replace	No change	
<b>Subtotal Waste Water</b>		<b>\$23,815,477</b>	<b>\$17,363,500</b>	<b>\$22,363,500</b>	<b>\$20,057,500</b>	<b>\$22,450,000</b>	<b>\$106,049,977</b>	<b>\$2,160,000</b>	<b>\$67,400,000</b>			
<b>Water</b>												
Annual Water Main Replacement Program	201205.00	\$6,500,000	\$6,500,000	\$6,500,000	\$6,500,000	\$7,000,000	\$33,000,000	\$0	\$37,500,000	Repair/Replace	2021-2023 increased \$1.1 million annually; 2024 increased \$2.5 million. Rate increase allowed for water main program to increase to 150 year replacement cycle.	
Disinfection Modification	281037.00	\$0	\$0	\$0	\$14,725,000	\$0	\$14,725,000	\$0	\$0	New	No change	
Southeast Zone Improvements & Optimizations	281162.00	\$0	\$0	\$0	\$1,548,000	\$0	\$1,548,000	\$0	\$0	New and Repair/Replace	Moved from 2022 to 2024	
West Zone Improvements & Optimizations	281163.00	\$0	\$0	\$0	\$0	\$2,816,000	\$2,816,000	\$0	\$0	New and Repair/Replace	Moved from 2023 to 2025	

	Project Number	Capital Improvement Budget			Capital Improvement Plan					Type	Changes from 2020 CIP
		Proposed 2021	Proposed 2022	Proposed 2023	Proposed 2024	Proposed 2025	5 Year Total	Previous Funding	Future Funding		
West Plant Basin Rehabilitation	281164.00	\$5,349,667	\$5,349,667	\$5,349,667	\$0	\$0	\$16,049,000	\$0	\$0	New and Repair/Replace	2021 decreased \$2,424,833; 2022 and 2023 increased \$5,349,667 annually. Project identified in 2017 WTP Facility Plan Report (\$15.5M). Increased by \$500,000 to include Filter Rehab.
West Intake Rehabilitation	281165.00	\$0	\$0	\$3,100,000	\$1,000,000	\$0	\$4,100,000	\$0	\$0	Repair/Replace	\$1 million moved from 2023 to 2024
Chemical Building Rehabilitation	281166.00	\$0	\$0	\$900,000	\$0	\$0	\$900,000	\$0	\$0	New and Repair/Replace	No change
Montara Water Tower	281194.00	\$600,000	\$0	\$0	\$0	\$0	\$600,000	\$3,300,000	\$0	New	2021 increased \$600,000. Additional design, materials cost, specialty inspection, construction financing costs.
Polyaluminium Chloride Chemical Addition Water Treatment Plant	281195.00	\$0	\$0	\$0	\$1,975,000	\$0	\$1,975,000	\$0	\$0	New	Moved from 2021 to 2024 Moved \$675,000 from 2022 to 2023; 2024 increased \$2 million. Project identified in 2017 Water Distribution System Master Plan
Central Zone Improvements & Optimizations Phase II	281196.00	\$0	\$0	\$675,000	\$2,000,000	\$0	\$2,675,000	\$0	\$0	New and Repair/Replace	2021 increased \$200,000. Additional funding is needed to cover observation and administrative services during construction.
Soldier Booster Pump Station (Phase II to Meriden BPS)	281200.00	\$200,000	\$0	\$0	\$0	\$0	\$200,000	\$500,000	\$0	New and Repair/Replace	
East Plant Basin Rehabilitation	281202.00	\$0	\$0	\$0	\$2,493,595	\$2,793,595	\$5,287,190	\$0	\$0	New and Repair/Replace	No change
East Intake Rehabilitation Water Treatment Plant	281214.00	\$0	\$0	\$0	\$0	\$3,300,000	\$3,300,000	\$0	\$0	New and Repair/Replace	New - Project identified in 2017 WTP Facility Plan Report
Annual Water Tower Rehabilitation Program	281215.00	\$0	\$0	\$250,000	\$250,000	\$250,000	\$750,000	\$0	\$1,250,000	Repair/Replace	New - 4 remaining water towers need major refurbishment (\$250K to \$500K) between 2020-2025
Annual Water Treatment Plant Rehabilitation Program	281217.00	\$750,000	\$1,000,000	\$1,000,000	\$1,000,000	\$1,000,000	\$4,750,000	\$0	\$5,000,000	Repair/Replace	2021 decreased \$250,000. Funding reallocated to other programs/projects.
Meter Vault Replacement Program	281218.00	\$0	\$0	\$0	\$500,000	\$500,000	\$1,000,000	\$0	\$3,500,000	Repair/Replace	New
Supervisory Control and Data Acquisition (SCADA) Upgrades	281219.00	\$581,250	\$581,250	\$581,250	\$581,250	\$0	\$2,325,000	\$775,000	\$0	New	No change
Annual Water Plant Operations Equipment & Fleet Maintenance Program	281220.00	\$400,000	\$400,000	\$400,000	\$400,000	\$400,000	\$2,000,000	\$0	\$2,000,000	New and Repair/Replace	No change
Annual Hydrant and Valve Rehab and Replacement Program	281221.00	\$0	\$0	\$0	\$200,000	\$200,000	\$400,000	\$0	\$1,000,000	Repair/Replace	New
<b>Subtotal Water</b>		<b>\$14,380,917</b>	<b>\$13,830,917</b>	<b>\$18,755,917</b>	<b>\$33,172,845</b>	<b>\$18,259,595</b>	<b>\$98,400,189</b>	<b>\$4,575,000</b>	<b>\$50,250,000</b>		
<b>Total Utility Fund</b>		<b>\$41,246,394</b>	<b>\$34,244,417</b>	<b>\$51,719,416</b>	<b>\$58,830,345</b>	<b>\$46,559,595</b>	<b>\$232,600,166</b>	<b>\$8,485,000</b>	<b>\$143,650,000</b>		

	Project Number	Capital Improvement Budget			Capital Improvement Plan					Type	Changes from 2020 CIP
		Proposed 2021	Proposed 2022	Proposed 2023	Proposed 2024	Proposed 2025	5 Year Total	Previous Funding	Future Funding		
<b>Cash</b>											
Facilities Maintenance and Repair Program 2021	131075.00	\$300,000	\$300,000	\$300,000	\$300,000	\$300,000	\$1,500,000	\$0	\$1,500,000	Repair/Replace	No change
Traffic Signal Replacement Program 2021	141030.00	\$885,000	\$0	\$0	\$0	\$0	\$885,000	\$0	\$4,425,000	Repair/Replace	No change
Fire Portable Radios	801015.00	\$0	\$0	\$150,000	\$150,000	\$150,000	\$450,000	\$0	\$450,000	Repair/Replace	No change
Geocortex Implementation	801017.00	\$0	\$0	\$100,000	\$0	\$0	\$100,000	\$59,280	\$0	New	No change
Police Department Fleet Replacement	801020.01	\$536,000	\$536,000	\$536,000	\$536,000	\$536,000	\$2,680,000	\$0	\$3,250,000	New	Decreased \$114,000 annually through 2024
Body Worn Camera/Taser Equipment Replacement Plan	801021.01	\$245,545	\$245,545	\$304,860	\$304,860	\$304,860	\$1,405,670	\$0	\$1,314,892	New	Increased \$47,038 annually in 2023 and 2024
Electric Vehicle Charging Stations	801027.00	\$0	\$0	\$65,000	\$65,000	\$0	\$130,000	\$0	\$0	New	No change
Portable and Installed 800 MHz Radios	801030.00	\$0	\$0	\$93,150	\$0	\$0	\$93,150	\$0	\$0	New and Repair/Replace	New
Fire Department Fleet Replacement	801057.00	\$0	\$0	\$225,000	\$0	\$0	\$225,000	\$0	\$0	Repair/Replace	No change
Fleet Replacement Program	861018.00	\$0	\$0	\$0	\$4,500,000	\$4,500,000	\$9,000,000	\$0	\$22,500,000	New and Repair/Replace	No change
Integrated Document Management System	861019.00	\$300,000	\$200,000	\$0	\$0	\$0	\$500,000	\$0	\$0	New	No change
Asset Inventory / Geospatial Updates	861020.00	\$200,000	\$200,000	\$200,000	\$0	\$0	\$600,000	\$0	\$0	Repair/Replace	Increased \$50,000 in 2023
Fleet Replacement Program - Transportation Operations	861028.00	\$500,000	\$500,000	\$500,000	\$0	\$0	\$1,500,000	\$0	\$4,720,632	New and Repair/Replace	New
<b>Subtotal Cash</b>		<b>\$2,966,545</b>	<b>\$1,981,545</b>	<b>\$2,474,010</b>	<b>\$5,855,860</b>	<b>\$5,790,860</b>	<b>\$19,068,820</b>	<b>\$59,280</b>	<b>\$38,160,524</b>		
<b>City Sales Tax</b>											
ADA Sidewalk Ramp Program 2021	241061.00	\$300,000	\$300,000	\$300,000	\$300,000	\$300,000	\$1,500,000	\$0	\$1,500,000	Repair/Replace	No change
Sidewalk Repair Program 2021	241062.00	\$100,000	\$100,000	\$100,000	\$100,000	\$100,000	\$500,000	\$0	\$500,000	Repair/Replace	No change
SE Quincy Street from 8th Street to 10th Street	601098.00	\$0	\$125,000	\$50,000	\$1,092,500	\$0	\$1,267,500	\$0	\$0	Repair/Replace	2022 increased \$35,000. 2024 increased \$232,500
SW Gage Blvd. from Emland Drive to 6th Street	601100.00	\$60,000	\$690,000	\$0	\$0	\$0	\$750,000	\$0	\$0	Repair/Replace	2021 increased \$60,000 2022 increased \$690,000 2023 & 2024 reduced to \$0. Net project decrease \$185,000
SW 10th Avenue - SW Fairlawn Road to SW Wanamaker Road	701015.00	\$1,160,000	\$0	\$0	\$0	\$0	\$1,160,000	\$3,595,000	\$0	Repair/Replace	2021 increased \$5,000
SW Wanamaker Road/SW Huntoon Street/I-470 Ramps	701018.00	\$500,000	\$500,000	\$0	\$0	\$0	\$1,000,000	\$424,666	\$0	Repair/Replace	No change
NW Tyler Street - NW Lyman Road to NW Beverly Street	701019.00	\$0	\$561,032	\$0	\$0	\$0	\$561,032	\$349,333	\$0	Repair/Replace	See change summary in GO bond section.
Downtown Street Improvement Projects	701024.00	\$0	\$0	\$100,000	\$100,000	\$0	\$200,000	\$0	\$14,800,000	Repair/Replace	2024 increased \$100,000
S. Topeka Blvd from 21st Street to 29th Street	701031.00	\$0	\$0	\$100,000	\$1,750,000	\$0	\$1,850,000	\$0	\$0	Repair/Replace	2024 increased \$170,000
SW 29th Street from Topeka Blvd to Burlingame Road	701032.00	\$0	\$0	\$75,000	\$0	\$868,000	\$943,000	\$0	\$0	Repair/Replace	No change
NW Tyler Street, NW Beverly Street to NW Paramore Street	701034.00	\$0	\$0	\$0	\$0	\$426,066	\$426,066	\$0	\$0	Repair/Replace	New
S. Kansas Avenue from 10th Street to 17th Street	701037.00	\$0	\$0	\$0	\$250,000	\$250,000	\$500,000	\$0	\$2,340,000	Repair/Replace	No change
S. Topeka Blvd from 29th Street to 37th Street	701038.00	\$0	\$0	\$0	\$220,000	\$0	\$220,000	\$0	\$2,328,250	Repair/Replace	Funding expanded to include GO bonds in 2025
SE 29th Street from Kansas Avenue to Adams Street	701039.00	\$0	\$0	\$0	\$220,000	\$80,000	\$300,000	\$0	\$2,800,000	Repair/Replace	No change
SW Fairlawn Road from 23rd Street to 29th Street	701040.00	\$0	\$0	\$100,000	\$0	\$996,500	\$1,096,500	\$0	\$0	Repair/Replace	See change summary in GO bond section
Street Contract Preventative Maintenance Program	841059.00	\$2,000,000	\$2,000,000	\$2,000,000	\$2,000,000	\$2,000,000	\$10,000,000	\$0	\$10,000,000	Repair/Replace	No change
Curb & Gutter Replacement Program 2021	841073.00	\$1,250,000	\$1,250,000	\$1,250,000	\$1,250,000	\$1,250,000	\$6,250,000	\$0	\$6,250,000	Repair/Replace	Reduced \$250,000 annually through 2024
Pavement Management Rehabilitation & Reconstruction Program	841074.00	\$8,000,000	\$7,600,000	\$7,300,000	\$6,300,000	\$6,300,000	\$35,500,000	\$0	\$50,000,000	Repair/Replace	Reduced \$2,000,000 annually through 2024
Alley Repair Program 2021	841075.00	\$500,000	\$500,000	\$500,000	\$500,000	\$500,000	\$2,500,000	\$0	\$2,500,000	Repair/Replace	Increased \$250,000 annually through 2024
<b>Subtotal City Sales Tax</b>		<b>\$13,870,000</b>	<b>\$13,626,032</b>	<b>\$11,875,000</b>	<b>\$14,082,500</b>	<b>\$13,070,566</b>	<b>\$66,524,098</b>	<b>\$4,368,999</b>	<b>\$93,018,250</b>		
<b>County Sales Tax</b>											
Zoo Master Plan	301047.00	\$450,000	\$0	\$500,000	\$2,900,000	\$0	\$3,850,000	\$11,880,000	\$0	New and Repair and Replace	Total Zoo Master Plan funding - 2021 decreased \$116,500; 2022 decreased \$111,500; 2023 increased \$500,000
Giraffe Phase 2 - Hoofstock Barn	301047.05	\$433,500	\$338,500	\$0	\$0	\$0	\$772,000	\$0	\$0	New	Previously included in Zoo Master Plan
12th Street (2 lanes) - Gage Boulevard to Kansas Avenue	701016.00	\$4,250,000	\$4,250,000	\$3,780,000	\$0	\$0	\$12,280,000	\$1,100,000	\$0	Repair/Replace	No change
SE California Avenue - SE 37th Street to SE 45th Street	701021.00	\$250,000	\$5,250,000	\$0	\$0	\$0	\$5,500,000	\$500,000	\$0	Repair/Replace	No change
SW 17th Street MacVicar to Interstate 470	701025.00	\$850,000	\$500,000	\$4,450,000	\$4,450,000	\$4,250,000	\$14,500,000	\$100,000	\$0	Repair/Replace	No change
Huntoon (2 Lanes) Gage to SW Harrison	701028.00	\$0	\$0	\$100,000	\$400,000	\$350,000	\$850,000	\$0	\$10,890,000	Repair/Replace	No change
Bikeways Master Plan 2021	861029.00	\$0	\$500,000	\$0	\$500,000	\$0	\$1,000,000	\$0	\$1,500,000	New and Repair/Replace	No change
<b>Subtotal County Sales Tax</b>		<b>\$6,233,500</b>	<b>\$10,838,500</b>	<b>\$8,830,000</b>	<b>\$8,250,000</b>	<b>\$4,600,000</b>	<b>\$38,752,000</b>	<b>\$13,580,000</b>	<b>\$12,390,000</b>		
<b>Donations</b>											

	Project Number	Capital Improvement Budget			Capital Improvement Plan						Type	Changes from 2020 CIP
		Proposed 2021	Proposed 2022	Proposed 2023	Proposed 2024	Proposed 2025	5 Year Total	Previous Funding	Future Funding			
Zoo Master Plan	301047.00	\$0	\$1,094,000	\$0	\$3,100,000	\$0	\$4,194,000	\$11,880,000	\$0	New and Repair and Replace	Total Zoo Master Plan donation - 2021 increased \$844,077; 2022 increased \$282,500; 2024 increased \$3.1 million	
Giraffe Habitat and Housing	301047.04	\$2,410,577	\$0	\$0	\$0	\$0	\$2,410,577	\$2,000,000	\$0	New and Repair/Replace	Sub-project - see parent project	
Giraffe Phase 2 - Hoofstock Barn	301047.05	\$433,500	\$338,500	\$0	\$0	\$0	\$772,000	\$0	\$0	New	Sub-project - see parent project	
<b>Subtotal Donations</b>		<b>\$2,844,077</b>	<b>\$1,432,500</b>	<b>\$0</b>	<b>\$3,100,000</b>	<b>\$0</b>	<b>\$7,376,577</b>	<b>\$13,880,000</b>	<b>\$0</b>			
<b>Federal Funds</b>												
Bridge on SE 29th Street over Butcher Creek	121005.00	\$0	\$150,000	\$850,000	\$0	\$0	\$1,000,000	\$150,000	\$0	Repair/Replace	No change	
Bridge Deck Patching and Polymer Overlay	121006.00	\$1,200,000	\$0	\$0	\$0	\$0	\$1,200,000	\$0	\$0	Repair/Replace	No change	
Bridge Maintenance Program 2021	121014.00	\$200,000	\$200,000	\$200,000	\$200,000	\$200,000	\$1,000,000	\$0	\$1,000,000	Repair/Replace	No change	
Shunga Creek Flood Mitigation (Utilities Project)	161008.00	\$0	\$0	\$3,333,333	\$3,333,333	\$3,333,333	\$10,000,000	\$0	\$0	New	New	
Neighborhood Infrastructure Program 2021	601119.00	\$330,000	\$330,000	\$330,000	\$330,000	\$330,000	\$1,650,000	\$0	\$10,900,000	New and Repair/Replace	No change	
SW Wanamaker Road/SW Huntoon Street/I-470 Ramps	701018.00	\$987,667	\$987,667	\$0	\$0	\$0	\$1,975,334	\$424,666	\$0	Repair/Replace	No change	
<b>Subtotal Federal Funds</b>		<b>\$2,717,667</b>	<b>\$1,667,667</b>	<b>\$4,713,333</b>	<b>\$3,863,333</b>	<b>\$3,863,333</b>	<b>\$16,825,334</b>	<b>\$574,666</b>	<b>\$11,900,000</b>			
<b>IT Fund</b>												
Computer Upgrade - 032-R1	IS-2021-001	\$25,000	\$25,000	\$25,000	\$25,000	\$0	\$100,000	\$0	\$0	Repair/Replace	Increased \$2,000 annually	
Computer Upgrade - 032-R2	801047.00	\$0	\$0	\$0	\$0	\$25,000	\$25,000	\$0	\$0	Repair/Replace	Renewal for prior lease (IS-2021-001)	
Computer Upgrade - 037	IS-2022-001	\$18,768	\$0	\$0	\$0	\$0	\$18,768	\$0	\$0	Repair/Replace	Funding added for 2021	
Computer Upgrade - 037-R1	801048.00	\$0	\$25,000	\$25,000	\$25,000	\$25,000	\$100,000	\$0	\$0	Repair/Replace	Renewal for prior lease (IS-2022-001)	
Police Department Mobile DataTerminal Lease - 038	IS-2022-002	\$15,855	\$0	\$0	\$0	\$0	\$15,855	\$0	\$0	Repair/Replace	Funding added for 2021	
Police Department Mobile DataTerminal Lease - 038-R1	IS-2024-005	\$0	\$15,855	\$15,855	\$15,855	\$15,855	\$63,420	\$0	\$0	Repair/Replace	2022-2023 increased \$15,855; 2024 decreased by \$9,145	
Computer Upgrade - 039	IS-2022-003	\$22,469	\$0	\$0	\$0	\$0	\$22,469	\$0	\$0	Repair/Replace	2021 increased \$22,469; 2022-2024 decreased \$23,000 annually	
Computer Upgrade - 039-R1	801049.00	\$0	\$25,000	\$25,000	\$25,000	\$25,000	\$100,000	\$0	\$0	Repair/Replace	Renewal for prior lease (IS-2022-003). Annual increase of \$2,000	
Computer Upgrade - 041	801050.00	\$25,000	\$25,000	\$0	\$0	\$0	\$50,000	\$0	\$0	Repair/Replace	New	
Computer Upgrade - 041-R1	801051.00	\$0	\$0	\$25,000	\$25,000	\$25,000	\$75,000	\$0	\$0	Repair/Replace	New	
Computer Upgrade - 043	801052.00	\$49,125	\$49,125	\$0	\$0	\$0	\$98,250	\$0	\$0	Repair/Replace	New	
Computer Upgrade - 043-R1	801053.00	\$0	\$0	\$55,000	\$55,000	\$55,000	\$165,000	\$0	\$0	Repair/Replace	New	
Computer Upgrade - 046	801054.00	\$49,125	\$49,125	\$49,125	\$0	\$0	\$147,375	\$0	\$0	Repair/Replace	New	
Computer Upgrade - 046-R1	801055.00	\$0	\$0	\$0	\$55,000	\$55,000	\$110,000	\$0	\$0	Repair/Replace	New	
Police Department Mobile Data Terminal Lease -028-R1	IS-2023-002	\$51,684	\$51,684	\$51,684	\$0	\$0	\$155,052	\$0	\$0	Repair/Replace	Increased \$51,684 in 2021-2022; increased \$33,684 in 2023; decreased \$18,000 in 2024	
Police Department Mobile Data Terminal Lease -028-R2	801056.00	\$0	\$0	\$0	\$55,000	\$55,000	\$110,000	\$0	\$0	Repair/Replace	Renewal for prior lease (IS-2023-002). 2024 increased \$37,000	
Police Department Mobile Data Terminal Lease -031-R1	IS-2024-004	\$28,855	\$28,855	\$28,855	\$28,855	\$0	\$115,420	\$0	\$0	Repair/Replace	Increased \$28,855 in 2021-2023; 2024 increased \$3,855	
Police Department Mobile Data Terminal Lease -031-R2	801036.00	\$0	\$0	\$0	\$0	\$30,000	\$30,000	\$0	\$0	Repair/Replace	Renewal for prior lease (IS-2024-004)	
Police Department Mobile DataTerminal Lease - 040	801037.00	\$16,314	\$16,314	\$0	\$0	\$0	\$32,628	\$0	\$0	Repair/Replace	New	
Police Department Mobile Data Terminal Lease -040-R1	801038.00	\$0	\$0	\$25,000	\$25,000	\$25,000	\$75,000	\$0	\$0	Repair/Replace	New	
Fire Department Mobile Data Terminal Lease-030-R1	IS-2024-002	\$24,072	\$24,072	\$24,072	\$24,072	\$0	\$96,288	\$0	\$0	Repair/Replace	2021-2023 increase \$24,072; 2024 decreased \$7,178	
Fire Department Mobile Data Terminal Lease-030-R2	801039.00	\$0	\$0	\$0	\$0	\$25,000	\$25,000	\$0	\$0	Repair/Replace	Renewal for prior lease (IS-2024-002)	
Network Core Switch Lease-023-R1	IS-2023-001	\$89,080	\$89,080	\$0	\$0	\$0	\$178,160	\$0	\$0	Repair/Replace	Increased \$89,080 annually in 2021-2022; 2023-2024 decreased \$125,000 annually	
Network Core Switch Lease-023-R2	801040.00	\$0	\$0	\$100,000	\$100,000	\$100,000	\$300,000	\$0	\$0	Repair/Replace	Renewal for prior lease (IS-2023-001). 2023-2024 increased \$100,000 annually	
Network Edge Switch Lease-029-R1	IS-2024-003	\$21,369	\$21,369	\$21,369	\$21,369	\$0	\$85,476	\$0	\$0	Repair/Replace	2021-2023 increased \$21,369; 2024 decreased \$509	
Network Edge Switch Lease-029-R2	801041.00	\$0	\$0	\$0	\$0	\$25,000	\$25,000	\$0	\$0	Repair/Replace	Renewal for prior lease (IS-2024-003)	
Storage Area Network Lease-027-R1	IS-2024-007	\$162,500	\$162,500	\$162,500	\$0	\$0	\$487,500	\$0	\$0	Repair/Replace	2021-2023 increased \$162,500; 2024 decreased \$162,500	

	Project Number	Capital Improvement Budget			Capital Improvement Plan					Type	Changes from 2020 CIP
		Proposed 2021	Proposed 2022	Proposed 2023	Proposed 2024	Proposed 2025	5 Year Total	Previous Funding	Future Funding		
Storage Area Network Lease-027-R2	801042.00	\$0	\$0	\$0	\$162,500	\$162,500	\$325,000	\$0	\$0	Repair/Replace	Renewal for prior lease (IS-2024-007); 2024 increased \$162,500
Data Back-up System Lease-034-R1	IS-2024-001	\$55,237	\$55,237	\$55,237	\$0	\$0	\$165,711	\$0	\$0	Repair/Replace	Funding added for 2021-2023 increase \$55,237; 2024 decreased \$75,000
Data Back-up System Lease-034-R2	801043.00	\$0	\$0	\$0	\$55,237	\$55,237	\$110,474	\$0	\$0	Repair/Replace	Renewal for prior lease (IS-2024-001); 2024 increased \$55,237
Security System Lease-036	IS-2020-002	\$31,117	\$0	\$0	\$0	\$0	\$31,117	\$65,000	\$0	Repair/Replace	2021 decreased \$33,883; 2022-2023 decreased \$65,000 annually
Security System Lease-036-R1	IS-2024-006	\$0	\$31,117	\$31,117	\$31,117	\$31,117	\$124,468	\$0	\$0	Repair/Replace	2022-2023 increased \$31,117; 2024 decreased \$33,883
Microsoft Enterprise Agreement - 2021	IS-2021-004	\$223,453	\$223,453	\$223,453	\$0	\$0	\$670,359	\$0	\$0	Repair/Replace	2021-2023 decreased \$1,547 annually
Microsoft Enterprise Agreement - 2024	IS-2024-008	\$0	\$0	\$0	\$223,453	\$223,453	\$446,906	\$0	\$0	Repair/Replace	2024 decreased \$1,547
2-Factor Authentication System Lease-044	801044.00	\$27,129	\$27,129	\$27,129	\$0	\$0	\$81,387	\$0	\$0	Repair/Replace	New
2-Factor Authentication System Lease-044-R1	801045.00	\$0	\$0	\$0	\$30,000	\$30,000	\$60,000	\$0	\$0	Repair/Replace	New
Emergency Generator Enclosure	801033.00	\$60,000	\$0	\$0	\$0	\$0	\$60,000	\$0	\$0	New	New
Business Intelligence and Analytical Data Architecture Pilot	801035.00	\$60,000	\$0	\$0	\$0	\$0	\$60,000	\$0	\$0	New	New
Cloud Services	IS-2018-001	\$150,000	\$150,000	\$150,000	\$150,000	\$150,000	\$750,000	\$300,000	\$0	Repair/Replace	2021-2024 increased \$150,000 annually
<b>Subtotal IT Fund</b>		<b>\$1,206,152</b>	<b>\$1,094,915</b>	<b>\$1,120,396</b>	<b>\$1,132,458</b>	<b>\$1,138,162</b>	<b>\$5,692,083</b>	<b>\$365,000</b>	<b>\$0</b>		
<b>Parking Fund</b>											
Parking Facilities Capital Repairs 2021	131076.00	\$400,000	\$400,000	\$400,000	\$400,000	\$400,000	\$2,000,000	\$0	\$2,000,000	Repair/Replace	2021-2024 increased \$17,000 annually
<b>Subtotal Parking Fund</b>		<b>\$400,000</b>	<b>\$400,000</b>	<b>\$400,000</b>	<b>\$400,000</b>	<b>\$400,000</b>	<b>\$2,000,000</b>	<b>\$0</b>	<b>\$2,000,000</b>		
<b>Total Other Sources</b>		<b>\$30,237,941</b>	<b>\$31,041,159</b>	<b>\$29,412,739</b>	<b>\$36,684,151</b>	<b>\$28,862,921</b>	<b>\$156,238,912</b>	<b>\$32,827,945</b>	<b>\$157,468,774</b>		
<b>Total Capital Improvements:</b>		<b>\$90,484,435</b>	<b>\$81,904,889</b>	<b>\$96,506,380</b>	<b>\$108,124,292</b>	<b>\$87,119,922</b>	<b>\$464,139,918</b>	<b>\$45,861,944</b>	<b>\$368,435,256</b>		

## 6-10 Year Project List (2026-2030)

Project Name	Department	Estimated Year	Estimated Cost	Funding Source
Body Worn Camera/Taser Equipment Replacement Plan	POLICE	2026-2030	\$ 1,615,758	Cash
Police Department Fleet Replacement	POLICE	2026-2030	\$ 2,680,000	Cash
Facilities Maintenance and Repair Program	PUBLIC WORKS	2026-2030	\$ 1,500,000	Cash
			<b>\$ 5,795,758</b>	<b>Cash Total</b>
South Kansas Avenue (1st Street - 6th Street)	PUBLIC WORKS	2028-2029	\$ 14,800,000	Citywide Sales and GO Bonds
			<b>\$ 14,800,000</b>	<b>Citywide Sales and GO Bonds Total</b>
S. Kansas Avenue from 10th Street to 17th Street	PUBLIC WORKS	2026	\$ 2,340,000	Citywide Half-Cent Sales Tax
S. Topeka Blvd from 29th Street to 37th Street	PUBLIC WORKS	2026	\$ 2,328,250	Citywide Half-Cent Sales Tax
SE 29th Street from Kansas Avenue to Adams Street	PUBLIC WORKS	2026	\$ 2,800,000	Citywide Half-Cent Sales Tax
SW 21st Street from Belle to Fairlawn Road	PUBLIC WORKS	2026-2027	\$ 1,300,000	Citywide Half-Cent Sales Tax
ADA Sidewalk Ramp Program	PUBLIC WORKS	2026-2030	\$ 1,500,000	Citywide Half-Cent Sales Tax
Curb & Gutter Replacement Program	PUBLIC WORKS	2026-2030	\$ 6,250,000	Citywide Half-Cent Sales Tax
Pavement Management Rehabilitation & Reconstruction Program	PUBLIC WORKS	2026-2030	\$ 50,000,000	Citywide Half-Cent Sales Tax
Sidewalk Repair Program	PUBLIC WORKS	2026-2030	\$ 500,000	Citywide Half-Cent Sales Tax
Alley Repair Program	PUBLIC WORKS	2026-2030	\$ 2,500,000	Citywide Half-Cent Sales Tax
Street Contract Preventative Maintenance Program (Micropaver)	PUBLIC WORKS	2026-2030	\$ 10,000,000	Citywide Half-Cent Sales Tax
			<b>\$ 79,518,250</b>	<b>Citywide Half-Cent Sales Tax Total</b>
S Topeka Blvd from 15th to 21st	PUBLIC WORKS	2026-2028	\$ 4,900,000	Countywide Half-Cent Sales Tax
Huntoon (2 Lanes) Gage to SW Harrison	PUBLIC WORKS	2026-2028	\$ 10,890,000	Countywide Half-Cent Sales Tax
Bikeways Master Plan	PUBLIC WORKS	2026-2030	\$ 1,500,000	Countywide Half-Cent Sales Tax
SW 29th from Fairlawn to Wanamaker	PUBLIC WORKS	2027-2029	\$ 6,100,000	Countywide Half-Cent Sales Tax
SW 37th from Scapa Place to Burlingame	PUBLIC WORKS	2027-2029	\$ 3,700,000	Countywide Half-Cent Sales Tax
SW 17th from Adams to Washburn	PUBLIC WORKS	2028-2030	\$ 8,300,000	Countywide Half-Cent Sales Tax
SE 37th from KS Ave to SE Adams	PUBLIC WORKS	2029-2031	\$ 4,400,000	Countywide Half-Cent Sales Tax
NE Seward Ave from Sumner to Forest	PUBLIC WORKS	2029-2031	\$ 1,500,000	Countywide Half-Cent Sales Tax
			<b>\$ 41,290,000</b>	<b>Countywide Half-Cent Sales Tax Total</b>
Bridge Maintenance Program	PUBLIC WORKS	2026-2030	\$ 1,000,000	Federal Funds
			<b>\$ 1,000,000</b>	<b>Federal Funds Total</b>
Neighborhood Infrastructure Program	PUBLIC WORKS	2026-2030	\$ 10,900,000	Federal Funds, GO Bonds, Wastewater
			<b>\$ 10,900,000</b>	<b>Federal Funds, GO Bonds, Wastewater Total</b>
Union Pacific RR Crossing N. KS Ave/NOTO	PUBLIC WORKS	2027-2029	\$ 1,300,000	GO Bond or Grant Funding
			<b>\$ 1,300,000</b>	<b>GO Bond or Grant Funding Total</b>
SE Adams from 37th to 45th	PUBLIC WORKS	2026-2028	\$ 6,000,000	GO Bonds
Fire Department Fleet Replacement	FIRE	2026-2030	\$ 9,844,700	GO Bonds
Infill Sidewalk/Ped Plan	PUBLIC WORKS	2026-2030	\$ 3,000,000	GO Bonds
Citywide Infrastructure Program	PUBLIC WORKS	2026-2030	\$ 1,250,000	GO Bonds
Complete Streets Program	PUBLIC WORKS	2026-2030	\$ 500,000	GO Bonds
Traffic Signal Replacement Program	PUBLIC WORKS	2026-2030	\$ 4,425,000	GO Bonds
Traffic Safety Program	PUBLIC WORKS	2026-2030	\$ 1,100,000	GO Bonds
Fleet Replacement Program - Transportation Operations	PUBLIC WORKS	2026-2030	\$ 6,210,000	GO Bonds
Facilities Improvements, Repair, and Maintenance Program (FIRM)	PUBLIC WORKS	2026-2030	\$ 11,500,000	GO Bonds
Bike Lanes SE 6th & SE 10th Bridges over I-70	PUBLIC WORKS	2028-2030	\$ 500,000	GO Bonds
			<b>\$ 44,329,700</b>	<b>GO Bonds Total</b>
SW 6th Ave from Wanamaker Road west to Museum Dr	PUBLIC WORKS	2026-2027	\$ 1,500,000	GO Bonds and/or Sales Tax
S Kansas Ave from 17th to 19th	PUBLIC WORKS	2026-2027	\$ 1,500,000	GO Bonds and/or Sales Tax
S Topeka Blvd from 37th to 49th	PUBLIC WORKS	2026-2028	\$ 5,500,000	GO Bonds and/or Sales Tax
SW Indian Hills Road from 21st to 29th	PUBLIC WORKS	2026-2029	\$ 6,000,000	GO Bonds and/or Sales Tax
			<b>\$ 14,500,000</b>	<b>GO Bonds and/or Sales Tax Total</b>
Parking Facilities Capital Repairs	PUBLIC WORKS	2026-2030	\$ 2,000,000	Parking Fund
			<b>\$ 2,000,000</b>	<b>Parking Fund Total</b>
Annual Stormwater Conveyance System Rehabilitation & Replacement Pr	UTILITIES	2026-2030	\$ 18,000,000	Stormwater Fund
Annual Stormwater Operations Equipment & Fleet Maintenance Program	UTILITIES	2026-2030	\$ 1,500,000	Stormwater Fund
Annual Drainage Correction Program	UTILITIES	2026-2030	\$ 1,500,000	Stormwater Fund
Levee Asset Repair / Rehab	UTILITIES	2026-2030	\$ 1,250,000	Stormwater Fund
Annual Best Management Practices Development & Construction	UTILITIES	2026-2030	\$ 1,250,000	Stormwater Fund
Stormwater Pump Station Rehabilitation Program	UTILITIES	2026-2030	\$ 2,500,000	Stormwater Fund
Stormwater Collection Improvements & Optimizations	UTILITIES	2026-2030	\$ 4,750,000	Stormwater Fund
			<b>\$ 30,750,000</b>	<b>Stormwater Fund Total</b>



Annual Wastewater Lining & Replacement Program	UTILITIES	2026-2030	\$ 32,500,000	Wastewater Fund
Annual WPC Facility Rehabilitation Program	UTILITIES	2026-2030	\$ 5,000,000	Wastewater Fund
Annual Wastewater Pump Station Rehabilitation & Replacement Program	UTILITIES	2026-2030	\$ 7,500,000	Wastewater Fund
Annual Sanitary Sewer Interceptor Maintenance & Rehabilitation Program	UTILITIES	2026-2030	\$ 7,500,000	Wastewater Fund
Annual Wastewater Plant Operations Equipment & Fleet Maintenance Program	UTILITIES	2026-2030	\$ 1,500,000	Wastewater Fund
Annual Inflow & Infiltration Program	UTILITIES	2026-2030	\$ 2,500,000	Wastewater Fund
Wastewater Treatment and Collection Improvements & Optimizations	UTILITIES	2026-2030	\$ 56,000,000	Wastewater Fund
			<b>\$ 112,500,000</b>	<b>Wastewater Fund Total</b>
West Filter Rehab	UTILITIES	2026	\$ 2,816,000	Water Fund
19th and Western Pump Station Rehab	UTILITIES	2026	\$ 750,000	Water Fund
Water Treatment Plant Master Plan Update	UTILITIES	2027	\$ 125,000	Water Fund
Water Distribution Master Plan Update	UTILITIES	2027	\$ 175,000	Water Fund
Annual Water Treatment Plant Rehabilitation Program	UTILITIES	2026 - 2030	\$ 5,000,000	Water Fund
Annual Water Main Replacement Program	UTILITIES	2026-2030	\$ 37,500,000	Water Fund
Annual Water Plant Operations Equipment & Fleet Maintenance Program	UTILITIES	2026-2030	\$ 2,000,000	Water Fund
Annual Meter Vault Replacement Program	UTILITIES	2026-2030	\$ 3,500,000	Water Fund
Water Tower Rehab & Replacement Program	UTILITIES	2026-2030	\$ 1,250,000	Water Fund
Water Distribution and Treatment Improvements & Optimizations	UTILITIES	2026-2030	\$ 21,800,000	Water Fund
			<b>\$ 74,916,000</b>	<b>Water Fund Total</b>
			<b>\$ 218,166,000</b>	<b>Combined Utility Total</b>
<b>2026 - 2030 TOTAL</b>			<b>\$ 433,599,708</b>	

# DEBT SERVICE OBLIGATIONS

## Debt Summary

The City of Topeka Debt Management Policy aims to ensure the City's currently sound financial position, reasonable reserves, and strategic and reasonable debt position, thereby enhancing the City's corporate image, creditworthiness, flexibility, and its related ability to meet the challenges of each new day, decade and generation.

The annual review and analysis of the City's debt position is required to provide a capital financing plan for infrastructure and other improvements. Long-term projected financing is linked with economic development and financial resources expected to be available to repay debt. City debt ratios are examined as well as the impact of future debt financing on those ratios.

Funding sources for debt payments include property taxes, sales taxes, special assessments, fees for services and water, wastewater, and stormwater fees.

## Debt Policy

On October 4, 2016, the City of Topeka Governing Body approved resolution number 8818 (replacing 7554) that established a debt management policy. The policy set forth guiding principles for debt issuance in the following areas:

- 1) Definition of a capital project
- 2) Benchmarks desired to achieve
- 3) Characteristics of debt issuance
- 4) Debt administration and financing

This policy was updated to enhance the creditworthiness and prudent financial management of the City's resources and assist in creating a systematic capital plan. This policy is located in the policies section of the budget book for more detailed information.

Several benchmarks are included in the City's debt policy that serve as a guidance for staff on debt issuance. The policy requires the City maintain a bond credit rating of:

- General Obligation bonds rated not less than the third highest rating by at least one Nationally Recognized Statistical Rating Organization (NRSRO)
- Revenue Bonds rated not less than the fourth highest rating by at least one Nationally Recognized Statistical Rating Organization (NRSRO)
- General Obligation Temporary Notes rated not less than the highest category by at least one Nationally Recognized Statistical Rating Organization (NRSRO)

*Current bond ratings can be found at [Topeka.org](http://Topeka.org)*

## Debt Capacity

Finance staff oversee all debt issued by the City, which includes GO bonds, revenue bonds, revolving loan funds, temporary notes, and special assessment debt. As of December 31, 2019 the City had \$452,442,635 in total debt, compared to \$444,921,327 on December 31, 2018 or a 1.69% increase.

According to K.S.A. 10-308, the City is limited to general obligation debt that cannot be greater than 30% of the tangible assessed valuation of the City. Certain debt is not subject to the debt limitation and is subsequently backed out of the calculation. As of December 2018, the City had \$288,109,441 of its remaining bonding authority available. The City is currently utilizing 23% of the debt authority as authorized by State statute.

Statement of Legal Debt Limit as of December 2018		
<b>Tangible Assessed Valuation</b>	<b>\$</b>	<b>1,252,639,786</b>
Legal Debt Limit 30.00% of assessed valuation. KSA 10-308	\$	375,791,936
Less: Outstanding debt subject to debt limit	\$	87,682,495
<b>Margin of Legal debt</b>	<b>\$</b>	<b>288,109,441</b>

## Projected General Obligation Debt

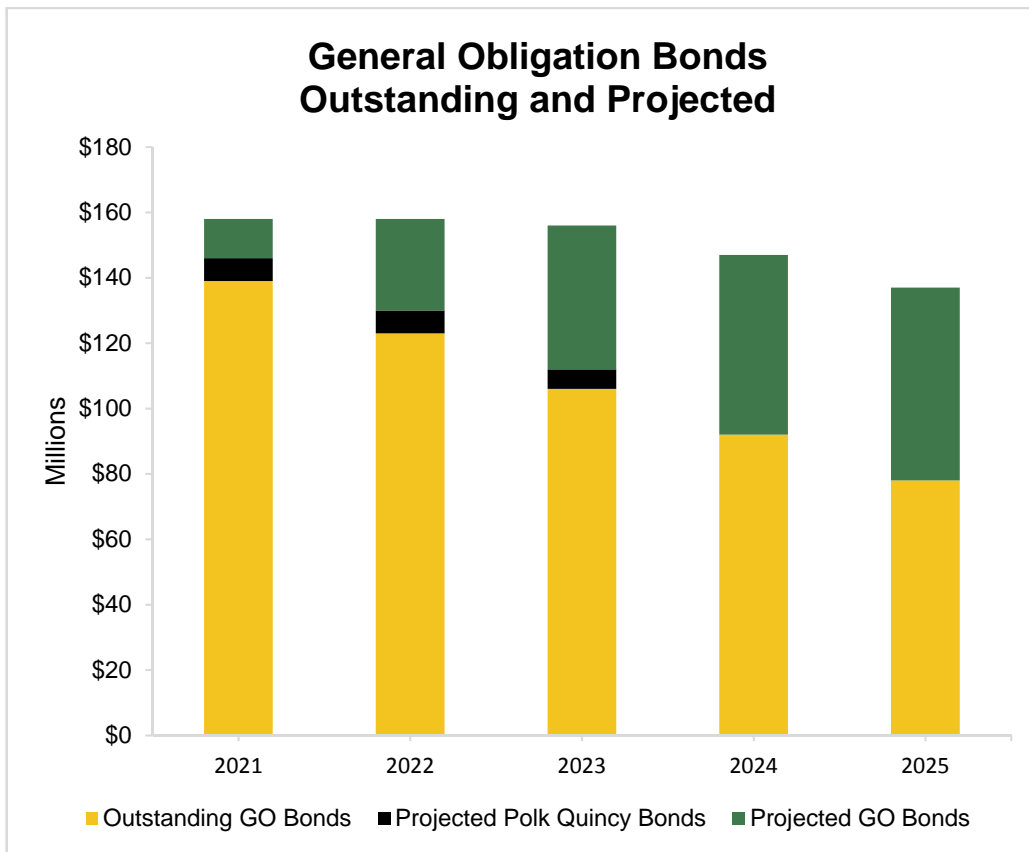
The level of City GO bond debt will decrease throughout the duration of the CIP. At the end of the current planning period, GO debt excluding the Polk Quincy Project Support, is projected to decrease from \$151,424,110 year end 2021 to \$121,121,209 in 2025, a decrease of approximately 25.02%. If the Governing Body approves the Polk Quincy Support Project, the GO bond debt will decrease from \$158,424,110 at year end 2021 to \$137,780,763 in 2025, a decrease of approximately 14.98%.

Over the next five years (through FY 2025), the City is scheduled to retire \$86,057,639 in long-term GO debt that is currently outstanding, while borrowing approximately \$68,993,638 (includes Polk-Quincy Project) in additional long-term GO debt, accounting for the projected decrease in total GO debt outstanding. Through FY 2030, the City is scheduled to retire \$167,417,102 in long-term GO debt that is currently outstanding, while borrowing approximately \$113,993,638 in additional long-term GO debt, resulting in a net decrease of 38.77% over this period. In 2015, the City shifted from a 20 year debt cycle to a 15 year amortization schedule which will assist the City in paying down debt at a faster pace.

The debt service fund is projected to maintain a flat mill levy over the planning period and to maintain at least a 15% fund balance.

**Projected General Obligation Debt - Continued**

Projected GO Debt Issuance			
Year	General GO Amount	Polk Quincy Amount	Total Outstanding Debt
2021	\$12,000,100	\$7,000,000	\$158,424,110
2022	\$9,619,313	\$7,000,000	\$158,599,968
2023	\$9,374,225	\$6,000,000	\$156,323,427
2024	\$9,000,000	\$0	\$147,098,795
2025	\$9,000,000	\$0	\$137,780,763

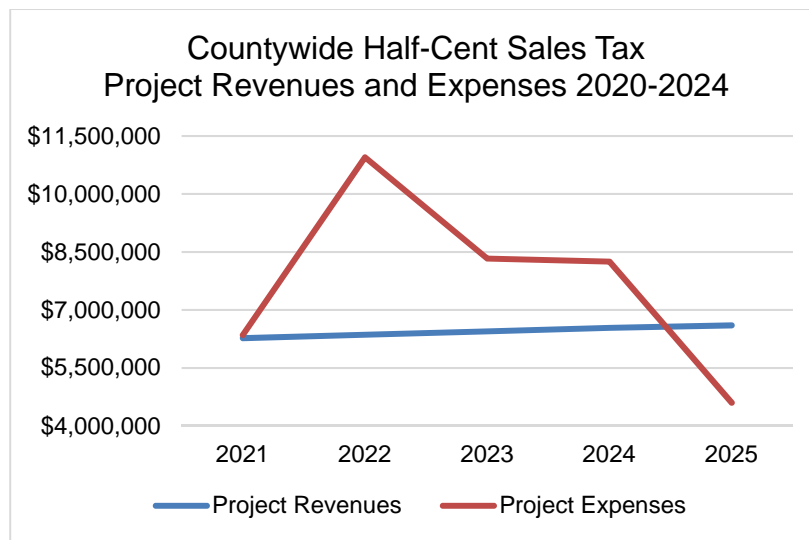


# OTHER FUND FORECASTS

## Other Fund Impacts

In addition to the Debt Service and Utility Funds, several other funds are impacted by the adoption of the CIP.

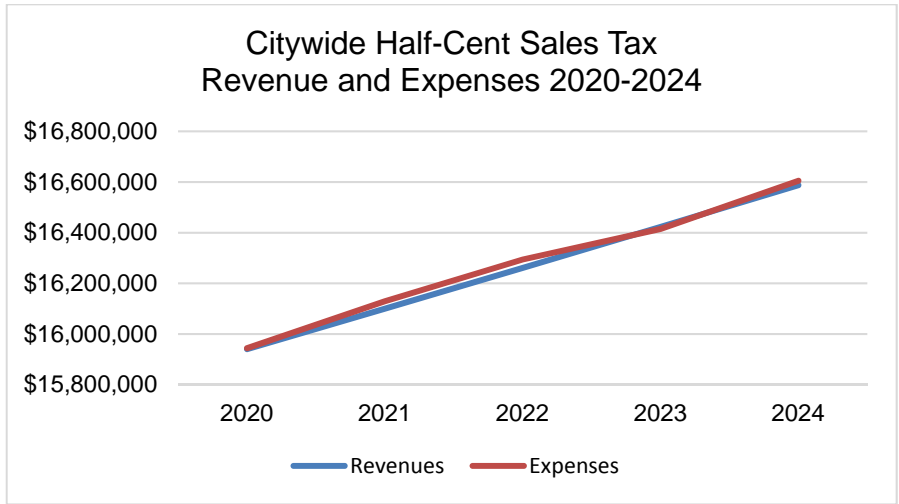
### Countywide Half Cent Sales Tax Fund



This fund tracks the Countywide Half Cent Sales Tax received from the state and transferred over to the Joint Economic Development Organization (JEDO) to fund economic development and countywide infrastructure development as authorized by voters in August 2004, and renewed in November 2014. It is governed by interlocal agreements between the City of Topeka and Shawnee County.

The Countywide Half Cent Sales Tax was extended through 2031, at which point voters will decide on continuing the special sales tax. Funding will be expended until projects are complete and the fund is depleted.

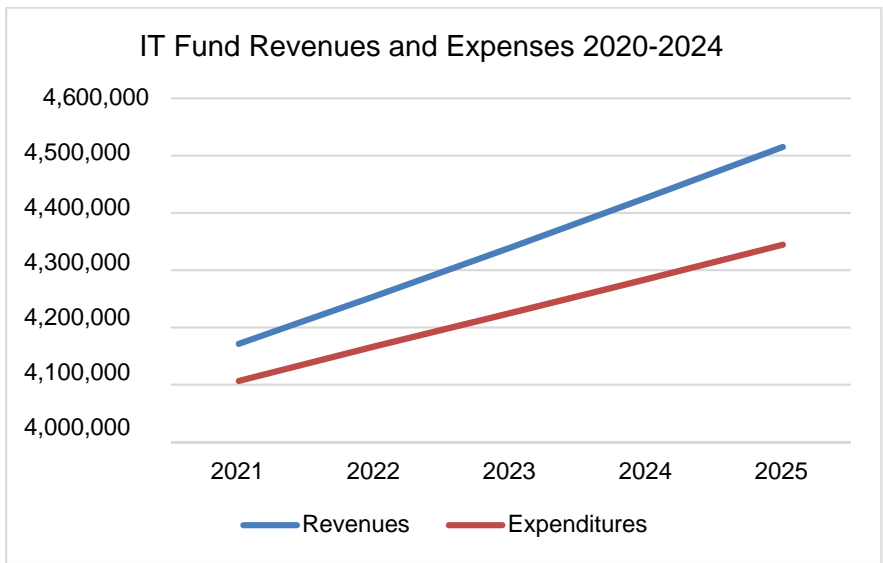
**Citywide Half Cent Sales Tax Fund**



The City levies a half-cent sales tax for street, curb, gutter, and sidewalk replacement. The fund receives the sales tax and monitors the expenses for the repair projects. Specific programs in this fund include: Street Projects, Alley Projects, Sidewalk Projects, 50/50 Sidewalk Projects, and Curb and Gutter Projects.

This sales tax will be assessed until 2029, and revenues are projected to grow 1% per year. Revenues are heavily contingent on the broader economy and consumer spending patterns. The majority of expenditures in this fund support projects in the CIP, as well as related staff support costs. The tax was approved by voters in November of 2018 and will run through October of 2029.

**Information Technology Fund**



The majority of the City technology needs are funded through the IT internal service fund, which is supported by fees from all departments. Funding supports telecom, computing and business systems services, and 16 full-time equivalents.

Revenues are generated from departments based on anticipated technological needs. Expenditures vary year to year as some purchases are annual and others are infrequent, one-time technology purchases. projects have been included since the 2017 CIP. It is important that future capital plans continue to account for technology projects as the needs of departments and their respective levels of service evolve.

### Debt Service Fund

The major source of revenue in the Debt Service Fund is property tax. Additionally, the fund receives revenues for special purposes such as sales tax generated from the Heartland Park and other special assessments. The majority of expenses in the Debt Service Fund are for principal and interest payments, which are based on an amortization schedule created at the time of debt issuance. For most GO debt, the City has transitioned from a 20-year payback schedule to 15-year payback schedule.

The adoption of this CIP would maintain a constant mill levy, while also building flexibility to utilize short-term financing for several projects rather than long-term financing.

Debt Service Fund Pro Forma								
	2019	2020	2020	2021	2022	2023	2024	2025
	Actual	Adopted	Forecast	Forecast	Forecast	Forecast	Forecast	Forecast
<b>Cash Balance January 1</b>	\$ 8,580,089	\$ 11,052,596	\$ 11,052,596	\$ 10,732,597	\$ 12,249,237	\$ 12,800,572	\$ 12,337,798	\$ 11,479,789
<b>Budgeted Revenues:</b>								
Ad Valorem Taxes	\$ 15,608,978	\$ 15,657,823	\$ 15,657,823	\$ 15,657,823	\$ 15,814,401	\$ 15,972,545	\$ 16,132,271	\$ 16,293,593
Sales Tax	\$ 91,733	\$ 83,133	\$ 83,133	\$ 86,006	\$ 106,006	\$ 126,006	\$ 146,006	\$ 166,006
Transient Guest Tax	\$ -	\$ -	\$ -	\$ -	\$ -	\$ -	\$ -	\$ -
Motor Vehicle	\$ 1,701,478	\$ 1,486,147	\$ 1,486,147	\$ 1,486,147	\$ 1,501,008	\$ 1,516,019	\$ 1,531,179	\$ 1,546,491
Licenses & Permits	\$ -	\$ -	\$ -	\$ -	\$ -	\$ -	\$ -	\$ -
Intergovernmental	\$ 174,564	\$ 270,000	\$ 270,000	\$ 270,000	\$ 270,000	\$ 270,000	\$ 270,000	\$ 270,000
Special Assessments	\$ 3,955,222	\$ 3,043,217	\$ 3,043,217	\$ 3,102,824	\$ 3,102,824	\$ 3,102,824	\$ 3,053,661	\$ 3,002,091
Miscellaneous	\$ 2,643,920	\$ 1,016,188	\$ 1,016,188	\$ 1,062,639	\$ 1,069,186	\$ 1,070,531	\$ 1,076,828	\$ 1,042,928
PILOTS	\$ 5,218	\$ 5,000	\$ 5,000	\$ 5,000	\$ 5,000	\$ 5,000	\$ 5,001	\$ 5,000
<b>Total Budgeted Revenues</b>	<b>\$ 24,181,113</b>	<b>\$ 21,561,508</b>	<b>\$ 21,561,508</b>	<b>\$ 21,670,439</b>	<b>\$ 21,868,425</b>	<b>\$ 22,062,925</b>	<b>\$ 22,214,946</b>	<b>\$ 22,326,108</b>
<b>Budgeted Expenditures</b>								
Contractual	\$ 414,351	\$ 198,000	\$ 198,000	\$ 198,000	\$ 198,000	\$ 198,000	\$ 198,000	\$ 198,000
Commodities	\$ -	\$ -	\$ -	\$ -	\$ -	\$ -	\$ -	\$ -
Other Payments	\$ 21,294,255	\$ 21,683,507	\$ 18,639,768	\$ 19,955,800	\$ 21,119,089	\$ 22,327,700	\$ 22,874,955	\$ 22,795,724
Capital Outlay (Transfer)	\$ -	\$ -	\$ -	\$ -	\$ -	\$ -	\$ -	\$ -
<b>Total Expenditures</b>	<b>\$ 21,708,605</b>	<b>\$ 21,881,507</b>	<b>\$ 18,837,768</b>	<b>\$ 20,153,800</b>	<b>\$ 21,317,089</b>	<b>\$ 22,525,700</b>	<b>\$ 23,072,955</b>	<b>\$ 22,993,724</b>
<b>Over/Under</b>	<b>\$ 2,472,507</b>	<b>\$ (319,999)</b>	<b>\$ 2,723,740</b>	<b>\$ 1,516,639</b>	<b>\$ 551,336</b>	<b>\$ (462,775)</b>	<b>\$ (858,009)</b>	<b>\$ (667,615)</b>
<b>Cash Balance - December 31</b>	<b>\$ 11,052,596</b>	<b>\$ 10,732,597</b>	<b>\$ 13,776,336</b>	<b>\$ 12,249,237</b>	<b>\$ 12,800,572</b>	<b>\$ 12,337,798</b>	<b>\$ 11,479,789</b>	<b>\$ 10,812,173</b>
<b>Fund Balance</b>	<b>45.71%</b>	<b>49.78%</b>	<b>63.89%</b>	<b>56.53%</b>	<b>58.53%</b>	<b>55.92%</b>	<b>51.68%</b>	<b>48.43%</b>
<b>Miscellaneous Revenue Detail (Actuals and Estimates)</b>								
College Hill	\$ 237,739	\$ 216,351	\$ 216,351	\$ 247,343	\$ 252,290	\$ 257,336	\$ 262,483	\$ 267,732
Interest Earnings	\$ 450,065	\$ 401,946	\$ 401,946	\$ 401,946	\$ 401,946	\$ 401,946	\$ 401,946	\$ 401,946
Retirement Reserve Fund	\$ -	\$ -	\$ -	\$ -	\$ -	\$ -	\$ -	\$ -
Kay's Garden Endowment	\$ 295,459	\$ 397,891	\$ 397,891	\$ 413,350	\$ 414,950	\$ 411,250	\$ 412,400	\$ 373,250
Historic Tax Credits	\$ -	\$ -	\$ -	\$ -	\$ -	\$ -	\$ -	\$ -
<b>Total</b>	<b>\$ 983,263</b>	<b>\$ 1,016,188</b>	<b>\$ 1,062,639</b>	<b>\$ 1,069,186</b>	<b>\$ 1,070,531</b>	<b>\$ 1,076,828</b>	<b>\$ 1,042,928</b>	<b>\$ 1,042,928</b>

## Combined Utility Funds

The combined utility pro forma below assumes the currently approved 7.5%-7.5%-2% rate increase continues beyond the approved rates as shown in the “Budgeted Revenues” row below. The Combined Utility must monitor revenue growth and expenditure decreases to ensure that debt service coverage and days cash on hand ratios goals are met.

<b>Combined Utilities Pro Forma</b>					
	<b>2021</b>	<b>2022</b>	<b>2023</b>	<b>2024</b>	<b>2025</b>
<b>Cash Balance - January 1</b>	<b>\$ 42,376,300</b>	<b>\$ 40,768,900</b>	<b>\$ 38,889,100</b>	<b>\$ 37,715,600</b>	<b>\$ 40,989,300</b>
<b>Budgeted Revenues:</b>	<b>5.14%</b>	<b>5.21%</b>	<b>5.28%</b>	<b>5.35%</b>	<b>5.42%</b>
Permits	\$ 126,000	\$ 126,000	\$ 126,000	\$ 126,000	\$ 126,000
Fees for Service	\$ 82,690,017	\$ 86,873,769	\$ 91,391,491	\$ 96,215,611	\$ 101,365,439
Service Assessment	\$ 40,000	\$ 40,000	\$ 40,000	\$ 40,000	\$ 40,000
Interest	\$ 665,800	\$ 688,800	\$ 713,800	\$ 770,300	\$ 849,600
Surcharges	\$ 1,713,983	\$ 1,745,031	\$ 1,778,409	\$ 1,814,290	\$ 1,852,861
Miscellaneous	\$ 752,000	\$ 752,000	\$ 752,000	\$ 752,000	\$ 752,000
Other	\$ 10,000	\$ 10,000	\$ 10,000	\$ 10,000	\$ 10,000
<b>Total Budgeted Revenues</b>	<b>\$ 85,997,800</b>	<b>\$ 90,235,600</b>	<b>\$ 94,811,700</b>	<b>\$ 99,728,201</b>	<b>\$ 104,995,900</b>
<b>Budgeted Expenditures</b>					
Personnel	\$ 16,608,600	\$ 17,106,800	\$ 17,619,500	\$ 18,147,100	\$ 18,690,300
Contractual	\$ 24,924,900	\$ 25,832,800	\$ 26,786,000	\$ 27,783,300	\$ 28,826,400
Commodities	\$ 8,599,900	\$ 8,856,600	\$ 9,121,000	\$ 9,393,300	\$ 9,673,100
Other Payments	\$ 24,915,500	\$ 27,220,200	\$ 29,315,400	\$ 28,441,400	\$ 31,588,900
Capital Outlay	\$ 12,556,300	\$ 13,099,000	\$ 13,143,300	\$ 12,689,400	\$ 12,737,700
<b>Total Expenditures</b>	<b>\$ 87,605,200</b>	<b>\$ 92,115,400</b>	<b>\$ 95,985,200</b>	<b>\$ 96,454,500</b>	<b>\$ 101,516,400</b>
<b>Over/Under</b>	<b>\$ (1,607,401)</b>	<b>\$ (1,879,800)</b>	<b>\$ (1,173,500)</b>	<b>\$ 3,273,701</b>	<b>\$ 3,479,500</b>
<b>Cash Balance - December 31</b>	<b>\$ 40,768,900</b>	<b>\$ 38,889,100</b>	<b>\$ 37,715,600</b>	<b>\$ 40,989,300</b>	<b>\$ 44,468,800</b>

Although the City’s utility system is a combined utility system, the Water, Stormwater, and Wastewater funds are managed separately on a day-to-day basis.

**Water Fund:** The Water Utility supplies drinking water to approximately 54,000 customers in Topeka, Shawnee County, and surrounding counties. The Utility is operated, maintained, and improved entirely by fees for services. Revenues in the water fund are dependent on a monthly service charge, and a volume charge by customer class. Annual usage is largely impacted by varying customer needs and weather patterns.



**Stormwater Fund:** The Stormwater Utility serves approximately 47,000 customers through the operation and maintenance of the Topeka flood protection and drainage systems. The utility is operated, maintained, and improved entirely by user fees. Stormwater fees for customers are assessed per account for single-family residential customers, per living unit multi-family customers, and per equivalent residential units (ERU), which is equal to 2,018 square feet of impervious area for non-residential customers. The Stormwater fund supports both the personnel to complete projects in-house, as well as contracted services for projects. Revenues and expenditures are projected to remain relatively flat.

**Wastewater Fund:** The Wastewater Utility collects and treats approximately 18 million gallons of wastewater per day from the City of Topeka and Shawnee County. The utility is operated, maintained, and improved entirely by fees for service from approximately 48,000 customers. Revenues in the wastewater fund are dependent on a monthly service charge and a uniform volume charge. Usage varies year to year based on customer demand and rates are set by the Governing Body. In 2015, the city incorporated rate increases for the first time since 2011.

**2020 – 2023 Utility Rates**

In December 2019, the Governing Body approved a three-year utility rate increase to go into effect in 2021. Approved current and future utility rates through 2023 are shown below:

Fund	2020	2021	2022	2023
Water	5.0%	7.5%	7.5%	7.5%
Stormwater	5.0%	7.5%	7.5%	7.5%
Wastewater	5.0%	2.0%	2.0%	2.0%

**Financial Analysis**

Days Cash and Debt Service Coverage Ratio (DSCR) are important indicators of the financial health of an enterprise. Days Cash is the number of days that the utility could continue to pay its operating expenses with no additional revenue, given the amount of currently available cash. Debt Service Coverage Ratio is the ratio of cash available for debt payments of interest, principal, and lease payments.

The proposed 2021-2030 CIP would result in the following days of cash on hand and debt service coverage ratios. All years meet minimum standards and should continue to demonstrate adequate funding and stability to outside investors.

Projected Revenue Bonds		
Year	Days Cash	DSCR
2021	297	1.51
2022	274	1.49
2023	257	1.50
2024	270	1.82
2025	284	1.76



# **General Obligation Bond Projects**



## City of Topeka Capital Improvement Project Summary

Project Title:	<b>Facilities Improvements, Repair, and Maintenance Program (FIRM) 2021</b>			Project Year(s):	<b>2021 to 2025</b>
Dept/Div:	<b>FACILITIES OPERATIONS</b>				
Type:	<b>Repair/Replace</b>	Project Location:	<b>Citywide</b>		
Category:	<b>Facilities</b>	Contact Phone:	<b>368-1905</b>		
Contact Name:	<b>Dr. Jason Peek</b>	Alternate Phone:			
Previous Funding:	<b>\$0</b>	Total Funding:	<b>\$9,550,000</b>	Future Funding:	<b>\$11,500,000</b>
Project # :	<b>131074.00</b>				

**Project Description:**  
**This project is for the planning, design, repair, and construction of administrative, operations, Fire, and other facilities. Infrastructure improvements may include projects such as mechanical, electrical and plumbing engineering. In addition, building envelopes, roofs, interior renovation and/or rehabilitation, and other items may be addressed as necessary to keep City facilities in a serviceable condition and compliant with City code.**

### Project Schedule and Estimate

	2021	2022	2023	2024	2025	5 year totals
Design/Admin Fees	\$0	\$0	\$0	\$0	\$0	\$0
Right of Way	\$0	\$0	\$0	\$0	\$0	\$0
Construction/Service Fees	\$1,587,223	\$1,587,223	\$1,587,223	\$2,222,223	\$2,222,223	\$9,206,115
Contingency	\$0	\$0	\$0	\$0	\$0	\$0
Technology	\$0	\$0	\$0	\$0	\$0	\$0
Financing Costs (Temp Notes)	\$28,333	\$28,333	\$28,333	\$33,333	\$33,333	\$151,665
Cost of Issuance (Rev/GO Bonds)	\$34,444	\$34,444	\$34,444	\$44,444	\$44,444	\$192,220
Debt Reserve Fund (Rev Bond)	\$0	\$0	\$0	\$0	\$0	\$0
Capitalized Interest	\$0	\$0	\$0	\$0	\$0	\$0
	<b>\$1,650,000</b>	<b>\$1,650,000</b>	<b>\$1,650,000</b>	<b>\$2,300,000</b>	<b>\$2,300,000</b>	<b>\$9,550,000</b>

Estimated Life of Item (years):

**25 Years**

Year of Estimate:

**2018**

Source of Estimate:

**Staff**

**Estimated Operating Cost:**

N/A

### Account by Source of Financing

	2021	2022	2023	2024	2025	5 year totals
Cash	\$0	\$0	\$0	\$0	\$0	\$0
City Sales Tax	\$0	\$0	\$0	\$0	\$0	\$0
County Sales Tax	\$0	\$0	\$0	\$0	\$0	\$0
Donations	\$0	\$0	\$0	\$0	\$0	\$0
Facilities Fund	\$0	\$0	\$0	\$0	\$0	\$0
Federal Funds	\$0	\$0	\$0	\$0	\$0	\$0
Fleet Fund	\$0	\$0	\$0	\$0	\$0	\$0
G.O. Bond	\$1,650,000	\$1,650,000	\$1,650,000	\$2,300,000	\$2,300,000	\$9,550,000
IT Fund	\$0	\$0	\$0	\$0	\$0	\$0
Parking Fund	\$0	\$0	\$0	\$0	\$0	\$0
Revenue Bonds	\$0	\$0	\$0	\$0	\$0	\$0
Storm Water	\$0	\$0	\$0	\$0	\$0	\$0
Waste Water	\$0	\$0	\$0	\$0	\$0	\$0
Water	\$0	\$0	\$0	\$0	\$0	\$0
	<b>\$1,650,000</b>	<b>\$1,650,000</b>	<b>\$1,650,000</b>	<b>\$2,300,000</b>	<b>\$2,300,000</b>	<b>\$9,550,000</b>



## City of Topeka Capital Improvement Project Summary

Project Title:	Infill Sidewalk/Ped Plan 2021		Project Year(s):	2021 to 2030	
Dept/Div:	PUBLIC WORKS				
Type:	New and Repair/Replace	Project Location:	Various Locations		
Category:	Neighborhoods	Contact Phone:	368-3842		
Contact Name:	Mark Schreiner	Alternate Phone:			
Previous Funding:	\$0	Total Funding:	\$3,000,000	Future Funding:	\$3,000,000
Project # :	241060.00				

**Project Description:**  
 This program constructs both new sidewalks and restores existng sidewalks to provide for continuous compliant pedestrian connectivity that is identified in the Pedestrian Master Plan or through requests from the public. The program will improve connectivity by extending the network of pedestrian routes in the community and adding to the City's multi-modal transportation system. Priority projects will focus on those areas identified in the Pedestrian Master Plan.

### Project Schedule and Estimate

	2021	2022	2023	2024	2025	5 year totals
Design/Admin Fees	\$43,478	\$43,478	\$43,478	\$43,478	\$43,478	\$217,390
Right of Way	\$0	\$0	\$0	\$0	\$0	\$0
Construction/Service Fees	\$536,232	\$536,232	\$536,232	\$536,232	\$536,232	\$2,681,160
Contingency	\$0	\$0	\$0	\$0	\$0	\$0
Technology	\$0	\$0	\$0	\$0	\$0	\$0
Financing Costs (Temp Notes)	\$8,696	\$8,696	\$8,696	\$8,696	\$8,696	\$43,480
Cost of Issuance (Rev/GO Bonds)	\$11,594	\$11,594	\$11,594	\$11,594	\$11,594	\$57,970
Debt Reserve Fund (Rev Bond)	\$0	\$0	\$0	\$0	\$0	\$0
Capitalized Interest	\$0	\$0	\$0	\$0	\$0	\$0
	\$600,000	\$600,000	\$600,000	\$600,000	\$600,000	\$3,000,000

Estimated Life of Item (years):

40 Years

Year of Estimate:

2019

Source of Estimate:

Staff

### Estimated Operating Cost:

Operating costs will be minimal. Sidewalks are the responsibility of the abutting property owner.

### Account by Source of Financing

	2021	2022	2023	2024	2025	5 year totals
Cash	\$0	\$0	\$0	\$0	\$0	\$0
City Sales Tax	\$0	\$0	\$0	\$0	\$0	\$0
County Sales Tax	\$0	\$0	\$0	\$0	\$0	\$0
Donations	\$0	\$0	\$0	\$0	\$0	\$0
Facilities Fund	\$0	\$0	\$0	\$0	\$0	\$0
Federal Funds	\$0	\$0	\$0	\$0	\$0	\$0
Fleet Fund	\$0	\$0	\$0	\$0	\$0	\$0
G.O. Bond	\$600,000	\$600,000	\$600,000	\$600,000	\$600,000	\$3,000,000
IT Fund	\$0	\$0	\$0	\$0	\$0	\$0
Parking Fund	\$0	\$0	\$0	\$0	\$0	\$0
Revenue Bonds	\$0	\$0	\$0	\$0	\$0	\$0
Storm Water	\$0	\$0	\$0	\$0	\$0	\$0
Waste Water	\$0	\$0	\$0	\$0	\$0	\$0
Water	\$0	\$0	\$0	\$0	\$0	\$0
	\$600,000	\$600,000	\$600,000	\$600,000	\$600,000	\$3,000,000



## City of Topeka Capital Improvement Project Summary

Project Title:	<b>Neighborhood Infrastructure Program 2021</b>			Project Year(s):	<b>2021 to 2030</b>
Dept/Div:	<b>PUBLIC WORKS</b>				
Type:	<b>New and Repair/Replace</b>	Project Location:	<b>Various Locations</b>		
Category:	<b>Neighborhoods</b>	Contact Phone:	<b>368-3842</b>		
Contact Name:	<b>Linda Voss/Sasha Haehn</b>	Alternate Phone:			
Previous Funding:	<b>\$0</b>	Total Funding:	<b>\$10,900,000</b>	Future Funding:	<b>\$10,900,000</b>
Project #:	<b>601119.00</b>				

**Project Description:**  
**This program is a component of the Stages of Resource Targeting program (SORT). The City generally targets a majority of Neighborhood Relation's resources in one redevelopment area or neighborhood per year. The neighborhood infrastructure piece includes improvements such as rebuilding deteriorated streets, curb/gutter, alleys and sidewalks. Included is a funding component for the replacement of wastewater structures that are impacted by the improvements. These funds are leveraged with the Community Development Block Grant (CDBG) and HOME Investment Partnership funds that are utilized for housing rehabilitation and construction (\$300,000).**

### Project Schedule and Estimate

	2021	2022	2023	2024	2025	5 year totals
Design/Admin Fees	\$100,000	\$100,000	\$100,000	\$100,000	\$100,000	\$500,000
Right of Way	\$0	\$0	\$0	\$0	\$0	\$0
Construction/Service Fees	\$1,972,512	\$1,972,512	\$1,972,512	\$1,972,512	\$1,972,512	\$9,862,560
Contingency	\$50,000	\$50,000	\$50,000	\$50,000	\$50,000	\$250,000
Technology	\$0	\$0	\$0	\$0	\$0	\$0
Financing Costs (Temp Notes)	\$24,638	\$24,638	\$24,638	\$24,638	\$24,638	\$123,190
Cost of Issuance (Rev/GO Bonds)	\$32,850	\$32,850	\$32,850	\$32,850	\$32,850	\$164,250
Debt Reserve Fund (Rev Bond)	\$0	\$0	\$0	\$0	\$0	\$0
Capitalized Interest	\$0	\$0	\$0	\$0	\$0	\$0
	<b>\$2,180,000</b>	<b>\$2,180,000</b>	<b>\$2,180,000</b>	<b>\$2,180,000</b>	<b>\$2,180,000</b>	<b>\$10,900,000</b>

Estimated Life of Item (years):

**30 Years**

Year of Estimate:

**2019**

Source of Estimate:

**Staff**

### Estimated Operating Cost:

The funding for street repair work is primarily Motor Fuel Tax. This project should reduce operating costs by improving deteriorated infrastructure elements.

### Account by Source of Financing

	2021	2022	2023	2024	2025	5 year totals
Cash	\$0	\$0	\$0	\$0	\$0	\$0
City Sales Tax	\$0	\$0	\$0	\$0	\$0	\$0
County Sales Tax	\$0	\$0	\$0	\$0	\$0	\$0
Donations	\$0	\$0	\$0	\$0	\$0	\$0
Facilities Fund	\$0	\$0	\$0	\$0	\$0	\$0
Federal Funds	\$330,000	\$330,000	\$330,000	\$330,000	\$330,000	\$1,650,000
Fleet Fund	\$0	\$0	\$0	\$0	\$0	\$0
G.O. Bond	\$1,700,000	\$1,700,000	\$1,700,000	\$1,700,000	\$1,700,000	\$8,500,000
IT Fund	\$0	\$0	\$0	\$0	\$0	\$0
Parking Fund	\$0	\$0	\$0	\$0	\$0	\$0
Revenue Bonds	\$0	\$0	\$0	\$0	\$0	\$0
Storm Water	\$0	\$0	\$0	\$0	\$0	\$0
Waste Water	\$150,000	\$150,000	\$150,000	\$150,000	\$150,000	\$750,000
Water	\$0	\$0	\$0	\$0	\$0	\$0
	<b>\$2,180,000</b>	<b>\$2,180,000</b>	<b>\$2,180,000</b>	<b>\$2,180,000</b>	<b>\$2,180,000</b>	<b>\$10,900,000</b>



## City of Topeka Capital Improvement Project Summary

Project Title:	TPD Firearm Range Overhead Roof + Baffle System			Project Year(s):	2024-2024
Dept/Div:	Police				
Type:	Repair/Replace	Project Location:	Firearm Range		
Category:	Public Safety	Contact Phone:	368-9211		
Contact Name:	Darin Scott	Alternate Phone:			
Previous Funding:	\$0	Total Funding:	\$980,791	Future Funding:	\$0
Project # :	131064.00				

**Project Description:**  
 Currently the Topeka Police Department (TPD) has an open air firearm range located near residences. An open air firearm range presents many challenges including creating a neighborhood annoyance as sound is not captured within the facility. TPD is going to a year round block schedule training regimen to keep training current and training scheduling issues arise when the range is not available due to inclement and extreme weather. With the addition of a roof and baffle system, as a next step to the firearm range, TPD can manage training in a more effective and efficient manner. A baffle system creates a noise damped environment which will decrease neighborhood complaints and provide a safer environment for trainees. Developing a state of art firearms range has been an incremental process and this is a next step in the overall design, which will also include an updated targeting system and upgrade the backdrop for environmental protection and safety. Providing a ready available training environment is paramount to staying current with best practices.

### Project Schedule and Estimate

	2021	2022	2023	2024	2025	5 year totals
Design/Admin Fees	\$0	\$0	\$0	\$0	\$0	\$0
Right of Way	\$0	\$0	\$0	\$0	\$0	\$0
Construction/Service Fees	\$0	\$0	\$0	\$980,791	\$0	\$980,791
Contingency	\$0	\$0	\$0	\$0	\$0	\$0
Technology	\$0	\$0	\$0	\$0	\$0	\$0
Financing Costs (Temp Notes)	\$0	\$0	\$0	\$0	\$0	\$0
Cost of Issuance (Rev/GO Bonds)	\$0	\$0	\$0	\$0	\$0	\$0
Debt Reserve Fund (Rev Bond)	\$0	\$0	\$0	\$0	\$0	\$0
Capitalized Interest	\$0	\$0	\$0	\$0	\$0	\$0
	\$0	\$0	\$0	\$980,791	\$0	\$980,791

Estimated Life of Item (years):	<b>Estimated Operating Cost:</b> Operating cost analysis is ongoing.
Year of Estimate:	
Source of Estimate:	

### Account by Source of Financing

	2021	2022	2023	2024	2025	5 year totals
Cash	\$0	\$0	\$0	\$0	\$0	\$0
City Sales Tax	\$0	\$0	\$0	\$0	\$0	\$0
County Sales Tax	\$0	\$0	\$0	\$0	\$0	\$0
Donations	\$0	\$0	\$0	\$0	\$0	\$0
Facilities Fund	\$0	\$0	\$0	\$0	\$0	\$0
Federal Funds	\$0	\$0	\$0	\$0	\$0	\$0
Fleet Fund	\$0	\$0	\$0	\$0	\$0	\$0
G.O. Bond	\$0	\$0	\$0	\$980,791	\$0	\$980,791
IT Fund	\$0	\$0	\$0	\$0	\$0	\$0
Parking Fund	\$0	\$0	\$0	\$0	\$0	\$0
Revenue Bonds	\$0	\$0	\$0	\$0	\$0	\$0
Storm Water	\$0	\$0	\$0	\$0	\$0	\$0
Waste Water	\$0	\$0	\$0	\$0	\$0	\$0
Water	\$0	\$0	\$0	\$0	\$0	\$0
	\$0	\$0	\$0	\$980,791	\$0	\$980,791



## City of Topeka Capital Improvement Project Summary

Project Title:	Fire Department Fleet Replacement		Project Year(s):	2021 to 2025
Dept/Div:	10120 - FIRE DEPARTMENT			
Type:	Repair/Replace	Project Location:	Citywide	
Category:	Public Safety	Contact Phone:	368-0111	
Contact Name:	Michael J Benson	Alternate Phone:		
Previous Funding:	\$0	Total Funding:	\$9,760,225	Future Funding:
Project # :	801057.00			

**Project Description:**  
 This project funds heavy equipment and vehicles related to Fire and EMS fleet apparatus (large trucks, engines, and aerials). It is imperative that each station has reliable vehicles available at all times as mechanical failure or damage can delay service to the community. It is the department's recommendation to place each front-line vehicle into the reserve pool after ten years of service and replace reserve pool vehicles after fifteen years. Current projections reflect an average of two large fleet replacements a year. The consolidation of heavy equipment and vehicle purchases into one project provides additional flexibility for annual purchases to reflect the current needs of the department.

### Project Schedule and Estimate

	2021	2022	2023	2024	2025	5 year totals
Design/Admin Fees	\$0	\$0	\$1,612,000	\$0	\$0	\$1,612,000
Right of Way	\$0	\$0	\$0	\$0	\$0	\$0
Construction/Service Fees	\$1,594,000	\$825,000	\$1,030,225	\$2,587,500	\$1,817,000	\$7,853,725
Contingency	\$0	\$0	\$0	\$0	\$0	\$0
Technology	\$0	\$0	\$0	\$0	\$0	\$0
Financing Costs (Temp Notes)	\$20,000	\$11,000	\$42,500	\$33,000	\$22,000	\$128,500
Cost of Issuance (Rev/GO Bonds)	\$26,000	\$14,000	\$56,000	\$42,000	\$28,000	\$166,000
Debt Reserve Fund (Rev Bond)	\$0	\$0	\$0	\$0	\$0	\$0
Capitalized Interest	\$0	\$0	\$0	\$0	\$0	\$0
	\$1,640,000	\$850,000	\$2,740,725	\$2,662,500	\$1,867,000	\$9,760,225

Estimated Life of Item (years):  
**15 years**  
 Year of Estimate:  
**2019**  
 Source of Estimate:  
**Current Price plus a 3% per year cost increase**

**Estimated Operating Cost:**

### Account by Source of Financing

	2021	2022	2023	2024	2025	5 year totals
Cash	\$0	\$0	\$225,000	\$0	\$0	\$225,000
City Sales Tax	\$0	\$0	\$0	\$0	\$0	\$0
County Sales Tax	\$0	\$0	\$0	\$0	\$0	\$0
Donations	\$0	\$0	\$0	\$0	\$0	\$0
Facilities Fund	\$0	\$0	\$0	\$0	\$0	\$0
Federal Funds	\$0	\$0	\$0	\$0	\$0	\$0
Fleet Fund	\$0	\$0	\$0	\$0	\$0	\$0
G.O. Bond	\$1,640,000	\$850,000	\$2,515,725	\$2,662,500	\$1,867,000	\$9,535,225
IT Fund	\$0	\$0	\$0	\$0	\$0	\$0
Parking Fund	\$0	\$0	\$0	\$0	\$0	\$0
Revenue Bonds	\$0	\$0	\$0	\$0	\$0	\$0
Storm Water	\$0	\$0	\$0	\$0	\$0	\$0
Waste Water	\$0	\$0	\$0	\$0	\$0	\$0
Water	\$0	\$0	\$0	\$0	\$0	\$0
	\$1,640,000	\$850,000	\$2,740,725	\$2,662,500	\$1,867,000	\$9,760,225



# City of Topeka Capital Improvement Project Summary

Project Title:	<b>Fleet Replacement Program - Transportation Operations</b>			Project Year(s):	<b>2021 to 2030</b>
Dept/Div:	<b>Public Works</b>				
Type:	<b>New and Repair/Replace</b>			Project Location:	<b>Transportation Operations</b>
Category:	<b>Public Safety</b>			Contact Phone:	<b>785-368-3949</b>
Contact Name:	<b>Jason Peek</b>			Alternate Phone:	
Previous Funding:	<b>\$0</b>	Total Funding:	<b>\$7,298,510</b>	Future Funding:	<b>\$4,720,632</b>
Project # :	<b>861028.00</b>				

**Project Description:**  
**This project establishes funding to maintain the Transportation Operations Division heavy equipment replacement cycle as modeled by Mercury and Associates. Heavy equipment includes, but is not limited to, items such as dump trucks, street sweepers, platform lift trucks, and asphalt zippers. The adherence to a regular replacement cycle for vehicles and equipment in the street maintenance, snow removal, and other public works divisions will lead to less down time for repair and/or replacement and will result in better service delivery during emergency events and regular operations.**

### Project Schedule and Estimate

	2021	2022	2023	2024	2025	5 year totals
Design/Admin Fees	\$0	\$0	\$0	\$0	\$0	\$0
Right of Way	\$0	\$0	\$0	\$0	\$0	\$0
Construction/Service Fees	\$1,449,276	\$1,449,276	\$1,449,276	\$1,351,937	\$1,351,937	\$7,051,702
Contingency	\$0	\$0	\$0	\$0	\$0	\$0
Technology	\$0	\$0	\$0	\$0	\$0	\$0
Financing Costs (Temp Notes)	\$21,740	\$21,740	\$21,740	\$20,279	\$20,279	\$105,778
Cost of Issuance (Rev/GO Bonds)	\$28,984	\$28,984	\$28,984	\$27,039	\$27,039	\$141,030
Debt Reserve Fund (Rev Bond)	\$0	\$0	\$0	\$0	\$0	\$0
Capitalized Interest	\$0	\$0	\$0	\$0	\$0	\$0
	<b>\$1,500,000</b>	<b>\$1,500,000</b>	<b>\$1,500,000</b>	<b>\$1,399,255</b>	<b>\$1,399,255</b>	<b>\$7,298,510</b>

Estimated Life of Item (years):

**Varies**

Year of Estimate:

**2019**

Source of Estimate:

**Fleet Services,  
Mercury Associates  
report**

### Estimated Operating Cost:

The operating cost will vary by the type of vehicle and equipment that is purchased. Operating cost would include fuel, maintenance, repairs, and insurance.

### Account by Source of Financing

	2021	2022	2023	2024	2025	5 year totals
Cash	\$500,000	\$500,000	\$500,000	\$0	\$0	\$1,500,000
City Sales Tax	\$0	\$0	\$0	\$0	\$0	\$0
County Sales Tax	\$0	\$0	\$0	\$0	\$0	\$0
Donations	\$0	\$0	\$0	\$0	\$0	\$0
Facilities Fund	\$0	\$0	\$0	\$0	\$0	\$0
Federal Funds	\$0	\$0	\$0	\$0	\$0	\$0
Fleet Fund	\$0	\$0	\$0	\$0	\$0	\$0
G.O. Bond	\$1,000,000	\$1,000,000	\$1,000,000	\$1,399,255	\$1,399,255	\$5,798,510
IT Fund	\$0	\$0	\$0	\$0	\$0	\$0
Parking Fund	\$0	\$0	\$0	\$0	\$0	\$0
Revenue Bonds	\$0	\$0	\$0	\$0	\$0	\$0
Storm Water	\$0	\$0	\$0	\$0	\$0	\$0
Waste Water	\$0	\$0	\$0	\$0	\$0	\$0
Water	\$0	\$0	\$0	\$0	\$0	\$0
	<b>\$1,500,000</b>	<b>\$1,500,000</b>	<b>\$1,500,000</b>	<b>\$1,399,255</b>	<b>\$1,399,255</b>	<b>\$7,298,510</b>





# City of Topeka Capital Improvement Project Summary

Project Title:	<b>Replacement of Medians</b>		Project Year(s):	<b>2023-2024</b>	
Dept/Div:	<b>PUBLIC WORKS</b>				
Type:	<b>Repair/Replace</b>	Project Location:	<b>Various Locations</b>		
Category:	<b>Street</b>	Contact Phone:	<b>368-3842</b>		
Contact Name:	<b>Brian Faust</b>	Alternate Phone:			
Previous Funding:	<b>\$0</b>	Total Funding:	<b>\$680,000</b>	Future Funding:	<b>\$0</b>
Project # :	<b>601099.00</b>				

**Project Description:**  
**A number of medians on main line collector/arterial roadways are failing and/or were covered with a chip seal type coating years ago. The result is a number of medians that are failing or the chip seal is flaking off. The functionality and appearance is poor. This project will improve the condition of medians.**

### Project Schedule and Estimate

	2021	2022	2023	2024	2025	5 year totals
Design/Admin Fees	\$0	\$0	\$0	\$0	\$0	\$0
Right of Way	\$0	\$0	\$0	\$0	\$0	\$0
Construction/Service Fees	\$77,295	\$0	\$289,855	\$289,855		\$657,005
Contingency	\$0	\$0	\$0	\$0	\$0	\$0
Technology	\$0	\$0	\$0	\$0	\$0	\$0
Financing Costs (Temp Notes)	\$1,159	\$0	\$4,348	\$4,348		\$9,855
Cost of Issuance (Rev/GO Bonds)	\$1,546	\$0	\$5,797	\$5,797		\$13,140
Debt Reserve Fund (Rev Bond)	\$0	\$0	\$0	\$0	\$0	\$0
Capitalized Interest	\$0	\$0	\$0	\$0	\$0	\$0
	<b>\$80,000</b>	<b>\$0</b>	<b>\$300,000</b>	<b>\$300,000</b>	<b>\$0</b>	<b>\$680,000</b>

Estimated Life of Item (years):  
**30 Years**  
 Year of Estimate:  
**2015**  
 Source of Estimate:

**Estimated Operating Cost:**  
 Minimal operating costs.

### Account by Source of Financing

	2021	2022	2023	2024	2025	5 year totals
Cash	\$0	\$0	\$0	\$0	\$0	\$0
City Sales Tax	\$0	\$0	\$0	\$0	\$0	\$0
County Sales Tax	\$0	\$0	\$0	\$0	\$0	\$0
Donations	\$0	\$0	\$0	\$0	\$0	\$0
Facilities Fund	\$0	\$0	\$0	\$0	\$0	\$0
Federal Funds	\$0	\$0	\$0	\$0	\$0	\$0
Fleet Fund	\$0	\$0	\$0	\$0	\$0	\$0
G.O. Bond	\$80,000	\$0	\$300,000	\$300,000	\$0	\$680,000
IT Fund	\$0	\$0	\$0	\$0	\$0	\$0
Parking Fund	\$0	\$0	\$0	\$0	\$0	\$0
Revenue Bonds	\$0	\$0	\$0	\$0	\$0	\$0
Storm Water	\$0	\$0	\$0	\$0	\$0	\$0
Waste Water	\$0	\$0	\$0	\$0	\$0	\$0
Water	\$0	\$0	\$0	\$0	\$0	\$0
	<b>\$80,000</b>	<b>\$0</b>	<b>\$300,000</b>	<b>\$300,000</b>	<b>\$0</b>	<b>\$680,000</b>



# City of Topeka Capital Improvement Project Summary

Project Title:	<b>Citywide Infrastructure Program 2021</b>			Project Year(s):	<b>2021 to 2030</b>
Dept/Div:	<b>PUBLIC WORKS</b>				
Type:	<b>New and Repair/Replace</b>	Project Location:	<b>Various Locations</b>		
Category:	<b>Street</b>	Contact Phone:	<b>368-3842</b>		
Contact Name:	<b>Kristina Ericksen</b>	Alternate Phone:			
Previous Funding:	<b>\$0</b>	Total Funding:	<b>\$1,100,000</b>	Future Funding:	<b>\$1,250,000</b>
Project # :	<b>601120.00</b>				

**Project Description:**  
**The Citywide Infrastructure Program provides for the construction of new or the repair/replacement of existing infrastructure elements through stand-alone projects. This funding may also be used as the required matching funds for grant projects. It may also be used to provide additional funds for projects where new infrastructure is needed, but the primary funding source prohibits its use for new infrastructure assets as with the citywide sales tax projects. The improvements can include such elements as sidewalks, bikeways, street widening or green infrastructure (landscaping, street trees and porous pavement).**

### Project Schedule and Estimate

	2021	2022	2023	2024	2025	5 year totals
Design/Admin Fees	\$20,128	\$20,128	\$20,128	\$25,160	\$25,160	\$110,704
Right of Way	\$0	\$0	\$0	\$0	\$0	\$0
Construction/Service Fees	\$172,827	\$172,827	\$172,827	\$216,033	\$216,033	\$950,547
Contingency	\$0	\$0	\$0	\$0	\$0	\$0
Technology	\$0	\$0	\$0	\$0	\$0	\$0
Financing Costs (Temp Notes)	\$3,019	\$3,019	\$3,019	\$3,774	\$3,774	\$16,605
Cost of Issuance (Rev/GO Bonds)	\$4,026	\$4,026	\$4,026	\$5,033	\$5,033	\$22,144
Debt Reserve Fund (Rev Bond)	\$0	\$0	\$0	\$0	\$0	\$0
Capitalized Interest	\$0	\$0	\$0	\$0	\$0	\$0
	<b>\$200,000</b>	<b>\$200,000</b>	<b>\$200,000</b>	<b>\$250,000</b>	<b>\$250,000</b>	<b>\$1,100,000</b>

Estimated Life of Item (years):

**30 Years**

Year of Estimate:

**2019**

Source of Estimate:

**Staff**

### Estimated Operating Cost:

Operating costs for road improvements will depend on the type of infrastructure. Green infrastructure will be selected based, in part, on ease of installation and limited maintenance requirements.

### Account by Source of Financing

	2021	2022	2023	2024	2025	5 year totals
Cash	\$0	\$0	\$0	\$0	\$0	\$0
City Sales Tax	\$0	\$0	\$0	\$0	\$0	\$0
County Sales Tax	\$0	\$0	\$0	\$0	\$0	\$0
Donations	\$0	\$0	\$0	\$0	\$0	\$0
Facilities Fund	\$0	\$0	\$0	\$0	\$0	\$0
Federal Funds	\$0	\$0	\$0	\$0	\$0	\$0
Fleet Fund	\$0	\$0	\$0	\$0	\$0	\$0
G.O. Bond	\$200,000	\$200,000	\$200,000	\$250,000	\$250,000	\$1,100,000
IT Fund	\$0	\$0	\$0	\$0	\$0	\$0
Parking Fund	\$0	\$0	\$0	\$0	\$0	\$0
Revenue Bonds	\$0	\$0	\$0	\$0	\$0	\$0
Storm Water	\$0	\$0	\$0	\$0	\$0	\$0
Waste Water	\$0	\$0	\$0	\$0	\$0	\$0
Water	\$0	\$0	\$0	\$0	\$0	\$0
	<b>\$200,000</b>	<b>\$200,000</b>	<b>\$200,000</b>	<b>\$250,000</b>	<b>\$250,000</b>	<b>\$1,100,000</b>



## City of Topeka Capital Improvement Project Summary

Project Title:	<b>Complete Streets Program 2021</b>			Project Year(s):	<b>2021 to 2030</b>
Dept/Div:	<b>PUBLIC WORKS</b>				
Type:	<b>New and Repair/Replace</b>	Project Location:	<b>Various Locations</b>		
Category:	<b>Street</b>	Contact Phone:	<b>368-3842</b>		
Contact Name:	<b>Kristina Ericksen</b>	Alternate Phone:			
Previous Funding:	<b>\$0</b>	Total Funding:	<b>\$500,000</b>	Future Funding:	<b>\$500,000</b>
Project # :	<b>601121.00</b>				

**Project Description:**  
**The Complete Streets Program provides for the addition of complete street elements to existing streets to better serve all users of the transportation system. Common complete street elements include sidewalks, bike lanes, crosswalks/pedestrian flashers, accessible curb ramps, pedestrian refuge medians, and bus stop access to adjacent trails. Complete street elements may be constructed with projects funded from other sources like the citywide sales tax program. This program may also be used as matching funds for grant projects.**

### Project Schedule and Estimate

	2021	2022	2023	2024	2025	5 year totals
Design/Admin Fees	\$9,661	\$7,729	\$7,729	\$7,729	\$7,729	\$40,577
Right of Way	\$0	\$0	\$0	\$0	\$0	\$0
Construction/Service Fees	\$86,113	\$88,890	\$88,890	\$88,890	\$88,890	\$441,673
Contingency	\$0	\$0	\$0	\$0	\$0	\$0
Technology	\$0	\$0	\$0	\$0	\$0	\$0
Financing Costs (Temp Notes)	\$1,811	\$1,449	\$1,449	\$1,449	\$1,449	\$7,607
Cost of Issuance (Rev/GO Bonds)	\$2,415	\$1,932	\$1,932	\$1,932	\$1,932	\$10,143
Debt Reserve Fund (Rev Bond)	\$0	\$0	\$0	\$0	\$0	\$0
Capitalized Interest	\$0	\$0	\$0	\$0	\$0	\$0
	<b>\$100,000</b>	<b>\$100,000</b>	<b>\$100,000</b>	<b>\$100,000</b>	<b>\$100,000</b>	<b>\$500,000</b>

Estimated Life of Item (years):

**30 Years**

Year of Estimate:

**2019**

Source of Estimate:

**Staff**

### Estimated Operating Cost:

Operating costs will be minimal.

### Account by Source of Financing

	2021	2022	2023	2024	2025	5 year totals
Cash	\$0	\$0	\$0	\$0	\$0	\$0
City Sales Tax	\$0	\$0	\$0	\$0	\$0	\$0
County Sales Tax	\$0	\$0	\$0	\$0	\$0	\$0
Donations	\$0	\$0	\$0	\$0	\$0	\$0
Facilities Fund	\$0	\$0	\$0	\$0	\$0	\$0
Federal Funds	\$0	\$0	\$0	\$0	\$0	\$0
Fleet Fund	\$0	\$0	\$0	\$0	\$0	\$0
G.O. Bond	\$100,000	\$100,000	\$100,000	\$100,000	\$100,000	\$500,000
IT Fund	\$0	\$0	\$0	\$0	\$0	\$0
Parking Fund	\$0	\$0	\$0	\$0	\$0	\$0
Revenue Bonds	\$0	\$0	\$0	\$0	\$0	\$0
Storm Water	\$0	\$0	\$0	\$0	\$0	\$0
Waste Water	\$0	\$0	\$0	\$0	\$0	\$0
Water	\$0	\$0	\$0	\$0	\$0	\$0
	<b>\$100,000</b>	<b>\$100,000</b>	<b>\$100,000</b>	<b>\$100,000</b>	<b>\$100,000</b>	<b>\$500,000</b>



## City of Topeka Capital Improvement Project Summary

Project Title:	<b>SW 10th Avenue - SW Fairlawn Road to SW Wanamaker Road</b>			Project Year(s):	<b>2017-2021</b>
Dept/Div:	<b>PUBLIC WORKS</b>				
Type:	<b>Repair/Replace</b>	Project Location:	<b>SW 10th Ave. Fairlawn</b>		
Category:	<b>Street</b>	Contact Phone:	<b>368-3842</b>		
Contact Name:	<b>Mark Schreiner</b>	Alternate Phone:			
Previous Funding:	<b>\$3,595,000</b>	Total Funding:	<b>\$6,312,000</b>	Future Funding:	<b>\$0</b>
Project # :	<b>701015.00</b>				

**Project Description:**  
**The SW 10th Avenue project between SW Fairlawn Road and SW Wanamaker Road involves roadway widening and includes curb and gutter, sidewalks, street lighting, and drainage improvements. Design started in FY2017 with utility relocation and right of way acquisition occurring in FY2019/2020. Construction on this project started in FY2020 and is scheduled to be completed in FY2021. In addition to general obligation bond funding, citywide ½ cent sales tax funding for FY2020 was shown in project #841060.00 while citywide ½ cent sales tax funding for FY2021 is in project #841074.00.**

### Project Schedule and Estimate

	2021	2022	2023	2024	2025	5 year totals
Design/Admin Fees	\$0	\$0	\$0	\$0	\$0	\$0
Right of Way	\$0	\$0	\$0	\$0	\$0	\$0
Construction/Service Fees	\$2,310,000	\$0	\$0	\$0	\$0	\$2,310,000
Contingency	\$350,000	\$0	\$0	\$0	\$0	\$350,000
Technology	\$0	\$0	\$0	\$0	\$0	\$0
Financing Costs (Temp Notes)	\$27,000	\$0	\$0	\$0	\$0	\$27,000
Cost of Issuance (Rev/GO Bonds)	\$30,000	\$0	\$0	\$0	\$0	\$30,000
Debt Reserve Fund (Rev Bond)	\$0	\$0	\$0	\$0	\$0	\$0
Capitalized Interest	\$0	\$0	\$0	\$0	\$0	\$0
	<b>\$2,717,000</b>	<b>\$0</b>	<b>\$0</b>	<b>\$0</b>	<b>\$0</b>	<b>\$2,717,000</b>

Estimated Life of Item (years):

**15 Years**

Year of Estimate:

**2018**

Source of Estimate:

**Engineering**

### Estimated Operating Cost:

Operating costs include pavement markings and crack sealing. The primary funding source is Motor Fuel Tax. This project will provide a net reduction in operating costs by reducing the maintenance needs for the new pavement versus the existing deteriorated pavement.

### Account by Source of Financing

	2021	2022	2023	2024	2025	5 year totals
Cash	\$0	\$0	\$0	\$0	\$0	\$0
City Sales Tax	\$1,160,000	\$0	\$0	\$0	\$0	\$1,160,000
County Sales Tax	\$0	\$0	\$0	\$0	\$0	\$0
Donations	\$0	\$0	\$0	\$0	\$0	\$0
Facilities Fund	\$0	\$0	\$0	\$0	\$0	\$0
Federal Funds	\$0	\$0	\$0	\$0	\$0	\$0
Fleet Fund	\$0	\$0	\$0	\$0	\$0	\$0
G.O. Bond	\$1,557,000	\$0	\$0	\$0	\$0	\$1,557,000
IT Fund	\$0	\$0	\$0	\$0	\$0	\$0
Parking Fund	\$0	\$0	\$0	\$0	\$0	\$0
Revenue Bonds	\$0	\$0	\$0	\$0	\$0	\$0
Storm Water	\$0	\$0	\$0	\$0	\$0	\$0
Waste Water	\$0	\$0	\$0	\$0	\$0	\$0
Water	\$0	\$0	\$0	\$0	\$0	\$0
	<b>\$2,717,000</b>	<b>\$0</b>	<b>\$0</b>	<b>\$0</b>	<b>\$0</b>	<b>\$2,717,000</b>



## City of Topeka Capital Improvement Project Summary

Project Title:	SW Wanamaker Road/SW Huntoon Street/I-470 Ramps			Project Year(s):	2019 to 2022
Dept/Div:	PUBLIC WORKS				
Type:	Repair/Replace	Project Location:	SW Wanamaker/SW Huntoon/I-470		
Category:	Street	Contact Phone:	368-3842		
Contact Name:	Linda Voss	Alternate Phone:			
Previous Funding:	\$424,666	Total Funding:	\$4,400,000	Future Funding:	\$0
Project # :	701018.00				

**Project Description:**  
 This project will improve traffic operations, safety, and the level of service in the SW Wanamaker Road, SW Huntoon Street, I-470/Wanamaker Exit Ramp, and I-470/Winding Road entrance ramp areas. This area is experiencing congestion and a low level of service under existing conditions. The existing roadway network serving the area, bounded by SW Huntoon Street, SW Urish Road, SW 17th Street, and SW Wanamaker Road, is operating at or near capacity at several locations. Previous traffic impact studies for proposed developments in the area have indicated further development will cause traffic operation failures at several intersections. City staff has worked with the Kansas Department of Transportation and a consultant on a Traffic Impact Study to determine geometric and intersection improvements and the access control that is necessary to accommodate the anticipated increase in traffic from future developments. The design consultant selection occurred in early FY2020 with construction scheduled to follow in FY2021/2022.

### Project Schedule and Estimate

	2021	2022	2023	2024	2025	5 year totals
Design/Admin Fees	\$0	\$0	\$0	\$0	\$0	\$0
Right of Way	\$0	\$0	\$0	\$0	\$0	\$0
Construction/Service Fees	\$1,860,000	\$1,860,000	\$0	\$0	\$0	\$3,720,000
Contingency	\$103,000	\$103,000	\$0	\$0	\$0	\$206,000
Technology	\$0	\$0	\$0	\$0	\$0	\$0
Financing Costs (Temp Notes)	\$10,667	\$10,667	\$0	\$0	\$0	\$21,334
Cost of Issuance (Rev/GO Bonds)	\$14,000	\$14,000	\$0	\$0	\$0	\$28,000
Debt Reserve Fund (Rev Bond)	\$0	\$0	\$0	\$0	\$0	\$0
Capitalized Interest	\$0	\$0	\$0	\$0	\$0	\$0
	\$1,987,667	\$1,987,667	\$0	\$0	\$0	\$3,975,334

Estimated Life of Item (years):

30 Years

Year of Estimate:

2015

Source of Estimate:

Engineering

### Estimated Operating Cost:

Operating costs include pavement markings and crack sealing. The primary funding source is Motor Fuel Tax.

### Account by Source of Financing

	2021	2022	2023	2024	2025	5 year totals
Cash	\$0	\$0	\$0	\$0	\$0	\$0
City Sales Tax	\$500,000	\$500,000	\$0	\$0	\$0	\$1,000,000
County Sales Tax	\$0	\$0	\$0	\$0	\$0	\$0
Donations	\$0	\$0	\$0	\$0	\$0	\$0
Facilities Fund	\$0	\$0	\$0	\$0	\$0	\$0
Federal Funds	\$987,667	\$987,667	\$0	\$0	\$0	\$1,975,334
Fleet Fund	\$0	\$0	\$0	\$0	\$0	\$0
G.O. Bond	\$500,000	\$500,000	\$0	\$0	\$0	\$1,000,000
IT Fund	\$0	\$0	\$0	\$0	\$0	\$0
Parking Fund	\$0	\$0	\$0	\$0	\$0	\$0
Revenue Bonds	\$0	\$0	\$0	\$0	\$0	\$0
Storm Water	\$0	\$0	\$0	\$0	\$0	\$0
Waste Water	\$0	\$0	\$0	\$0	\$0	\$0
Water	\$0	\$0	\$0	\$0	\$0	\$0
	\$1,987,667	\$1,987,667	\$0	\$0	\$0	\$3,975,334



## City of Topeka Capital Improvement Project Summary

Project Title:	NW Tyler Street - NW Lyman Road to NW Beverly Street			Project Year(s):	2020 to 2023
Dept/Div:	PUBLIC WORKS				
Type:	Repair/Replace	Project Location:	NW Tyler St. - Lyman to Beverly		
Category:	Street	Contact Phone:	368-3842		
Contact Name:	Jennifer Harrell	Alternate Phone:			
Previous Funding:	\$349,333	Total Funding:	\$2,907,478	Future Funding:	\$0
Project # :	701019.00				

**Project Description:**  
 The NW Tyler Street project, between NW Lyman Road and NW Beverly Street, is the second phase of three planned phases for the reconstruction of NW Tyler. Phase 1 was between Hwy 24 and Lyman while Phase 3 (Project 701034) is between Beverly and Paramore. This phase will transform the current rural roadway from 2 lanes with open ditches to a 3-lane minor arterial with sidewalk and storm water enhancements. The design of both the second and third phases is scheduled to be completed in FY2020, however, the construction of the third phase is not scheduled until FY2025. Right of way and utility relocation for the second phase is scheduled for FY2021 with construction scheduled for FY2022. The FY2020-2029 CIP showed only citywide sales tax funding however the proposed FY2021-2030 CIP includes a combination of citywide and GO bond funding. At the city's request, our design consultant provided a cost breakout of what improvements could be funded by citywide and what portion of the project required a different funding source.

### Project Schedule and Estimate

	2021	2022	2023	2024	2025	5 year totals
Design/Admin Fees	\$0	\$0	\$0	\$0	\$0	\$0
Right of Way	\$160,000	\$0	\$0	\$0	\$0	\$160,000
Construction/Service Fees	\$0	\$2,136,392	\$0	\$0	\$0	\$2,136,392
Contingency	\$0	\$194,217	\$0	\$0	\$0	\$194,217
Technology	\$0	\$0	\$0	\$0	\$0	\$0
Financing Costs (Temp Notes)	\$2,400	\$26,544	\$0	\$0	\$0	\$28,944
Cost of Issuance (Rev/GO Bonds)	\$3,200	\$35,392	\$0	\$0	\$0	\$38,592
Debt Reserve Fund (Rev Bond)	\$0	\$0	\$0	\$0	\$0	\$0
Capitalized Interest	\$0	\$0	\$0	\$0	\$0	\$0
	\$165,600	\$2,392,545	\$0	\$0	\$0	\$2,558,145

Estimated Life of Item (years):

30 Years

Year of Estimate:

2018

Source of Estimate:

Engineering

### Estimated Operating Cost:

Operating costs include pavement markings and crack sealing. The primary funding source is Motor Fuel Tax. This project will provide a net reduction in operating costs by reducing the maintenance needs for new pavement versus existing deteriorated pavement.

### Account by Source of Financing

	2021	2022	2023	2024	2025	5 year totals
Cash	\$0	\$0	\$0	\$0	\$0	\$0
City Sales Tax	\$0	\$561,032	\$0	\$0	\$0	\$561,032
County Sales Tax	\$0	\$0	\$0	\$0	\$0	\$0
Donations	\$0	\$0	\$0	\$0	\$0	\$0
Facilities Fund	\$0	\$0	\$0	\$0	\$0	\$0
Federal Funds	\$0	\$0	\$0	\$0	\$0	\$0
Fleet Fund	\$0	\$0	\$0	\$0	\$0	\$0
G.O. Bond	\$165,600	\$1,831,513	\$0	\$0	\$0	\$1,997,113
IT Fund	\$0	\$0	\$0	\$0	\$0	\$0
Parking Fund	\$0	\$0	\$0	\$0	\$0	\$0
Revenue Bonds	\$0	\$0	\$0	\$0	\$0	\$0
Storm Water	\$0	\$0	\$0	\$0	\$0	\$0
Waste Water	\$0	\$0	\$0	\$0	\$0	\$0
Water	\$0	\$0	\$0	\$0	\$0	\$0
	\$165,600	\$2,392,545	\$0	\$0	\$0	\$2,558,145



## City of Topeka Capital Improvement Project Summary

Project Title:	SW 10th Avenue from Wanamaker to SW Gerald Lane			Project Year(s):	2021 to 2023
Dept/Div:	PUBLIC WORKS				
Type:	New	Project Location:	SW 10th		
Category:	Street	Contact Phone:	368-3842		
Contact Name:	Mark Schreiner	Alternate Phone:			
Previous Funding:	\$0	Total Funding:	\$205,250	Future Funding:	\$1,547,325
Project # :	701023.00				

**Project Description:**  
 The SW 10th Avenue project involves upgrades to SW 10th Street from just west of Wanamaker to Gerald Lane. There is commercial development on this road closer to Wanamaker with a transition to residential housing to the west. Road should be upgraded to a 3-lane section to Gerald Lane with additional expansion to the west at a future date. There is a significant drainage structure (bridge) just east of Gerald Lane that is wide enough for only 2-lanes of travel. With residential properties to the west, an option is to narrow to a 2-lane section at the bridge and transition back to 3-lanes further west. Another option is to widen the bridge to allow for 3-lanes of travel. A final decision on lane configuration will be made during design. Traffic projections and growth potential will need to be reviewed before finalizing design. Project length is approximately 1200 feet.

### Project Schedule and Estimate

	2021	2022	2023	2024	2025	5 year totals
Design/Admin Fees	\$0	\$0	\$0	\$150,000	\$0	\$150,000
Right of Way	\$0	\$0	\$0	\$0	\$48,309	\$48,309
Construction/Service Fees	\$0	\$0	\$0	\$0	\$0	\$0
Contingency	\$0	\$0	\$0	\$0	\$0	\$0
Technology	\$0	\$0	\$0	\$0	\$0	\$0
Financing Costs (Temp Notes)	\$0	\$0	\$0	\$2,250	\$725	\$2,975
Cost of Issuance (Rev/GO Bonds)	\$0	\$0	\$0	\$3,000	\$966	\$3,966
Debt Reserve Fund (Rev Bond)	\$0	\$0	\$0	\$0	\$0	\$0
Capitalized Interest	\$0	\$0	\$0	\$0	\$0	\$0
	\$0	\$0	\$0	\$155,250	\$50,000	\$205,250

Estimated Life of Item (years):

30 Years

Year of Estimate:

2017

Source of Estimate:

Engineering

### Estimated Operating Cost:

Any additional lanes will add maintenance costs primarily funded out of the Motor Fuel Fund.

### Account by Source of Financing

	2021	2022	2023	2024	2025	5 year totals
Cash	\$0	\$0	\$0	\$0	\$0	\$0
City Sales Tax	\$0	\$0	\$0	\$0	\$0	\$0
County Sales Tax	\$0	\$0	\$0	\$0	\$0	\$0
Donations	\$0	\$0	\$0	\$0	\$0	\$0
Facilities Fund	\$0	\$0	\$0	\$0	\$0	\$0
Federal Funds	\$0	\$0	\$0	\$0	\$0	\$0
Fleet Fund	\$0	\$0	\$0	\$0	\$0	\$0
G.O. Bond	\$0	\$0	\$0	\$155,250	\$50,000	\$205,250
IT Fund	\$0	\$0	\$0	\$0	\$0	\$0
Parking Fund	\$0	\$0	\$0	\$0	\$0	\$0
Revenue Bonds	\$0	\$0	\$0	\$0	\$0	\$0
Storm Water	\$0	\$0	\$0	\$0	\$0	\$0
Waste Water	\$0	\$0	\$0	\$0	\$0	\$0
Water	\$0	\$0	\$0	\$0	\$0	\$0
	\$0	\$0	\$0	\$155,250	\$50,000	\$205,250



# City of Topeka Capital Improvement Project Summary

Project Title:	Downtown Street Improvement Projects			Project Year(s):	2021 to 2029
Dept/Div:	PUBLIC WORKS				
Type:	Repair/Replace	Project Location:	S. Kansas Avenue (1st - 6th)		
Category:	Street	Contact Phone:	368-1905		
Contact Name:	Dr. Jason Peek	Alternate Phone:			
Previous Funding:	\$0	Total Funding:	\$300,000	Future Funding:	\$14,800,000
Project #:	701024.00				

**Project Description:**  
**The Downtown Street Improvement Project between 1st and 6th is a continuation of the downtown South Kansas Avenue infrastructure and streetscape improvements that began with improvements between 6th and 10th. The project is in support of the continued renewal of Topeka's downtown and the community's effort to complete a revitalized street corridor between 10th street and the Kansas River. The project will include repair and replacement of waterlines, storm water structures and piping, sanitary sewer mains, pavement, sidewalk infrastructure, and other complete streetscape elements.**

**No additional funding is shown in the short-term for this project as funds have been reallocated for the city's share of right of way (ROW) acquisition and local street improvements needed for the Polk-Quincy Project tentatively slated to start in FY2025.**

### Project Schedule and Estimate

	2021	2022	2023	2024	2025	5 year totals
Design/Admin Fees	\$0	\$0	\$148,309	\$148,309	\$0	\$296,618
Right of Way	\$0	\$0	\$0	\$0	\$0	\$0
Construction/Service Fees	\$0	\$0	\$0	\$0	\$0	\$0
Contingency	\$0	\$0	\$0	\$0	\$0	\$0
Technology	\$0	\$0	\$0	\$0	\$0	\$0
Financing Costs (Temp Notes)	\$0	\$0	\$725	\$725	\$0	\$1,450
Cost of Issuance (Rev/GO Bonds)	\$0	\$0	\$966	\$966	\$0	\$1,932
Debt Reserve Fund (Rev Bond)	\$0	\$0	\$0	\$0	\$0	\$0
Capitalized Interest	\$0	\$0	\$0	\$0	\$0	\$0
	\$0	\$0	\$150,000	\$150,000	\$0	\$300,000

Estimated Life of Item (years):

20-30 Years

Year of Estimate:

2016

Source of Estimate:

Staff

### Estimated Operating Cost:

The funding source for street repair work is primarily Motor Fuel Tax. This project should provide a net reduction in operating costs by improving deteriorated infrastructure elements.

### Account by Source of Financing

	2021	2022	2023	2024	2025	5 year totals
Cash	\$0	\$0	\$0	\$0	\$0	\$0
City Sales Tax	\$0	\$0	\$100,000	\$100,000	\$0	\$200,000
County Sales Tax	\$0	\$0	\$0	\$0	\$0	\$0
Donations	\$0	\$0	\$0	\$0	\$0	\$0
Facilities Fund	\$0	\$0	\$0	\$0	\$0	\$0
Federal Funds	\$0	\$0	\$0	\$0	\$0	\$0
Fleet Fund	\$0	\$0	\$0	\$0	\$0	\$0
G.O. Bond	\$0	\$0	\$50,000	\$50,000	\$0	\$100,000
IT Fund	\$0	\$0	\$0	\$0	\$0	\$0
Parking Fund	\$0	\$0	\$0	\$0	\$0	\$0
Revenue Bonds	\$0	\$0	\$0	\$0	\$0	\$0
Storm Water	\$0	\$0	\$0	\$0	\$0	\$0
Waste Water	\$0	\$0	\$0	\$0	\$0	\$0
Water	\$0	\$0	\$0	\$0	\$0	\$0
	\$0	\$0	\$150,000	\$150,000	\$0	\$300,000





# City of Topeka Capital Improvement Project Summary

Project Title:	SW Huntoon Street, SW Executive Drive to SW Urish Road			Project Year(s):	2023 to 2025
Dept/Div:	PUBLIC WORKS				
Type:	Repair/Replace	Project Location:	Various Locations		
Category:	Street	Contact Phone:	368-3842		
Contact Name:	Brian Faust	Alternate Phone:			
Previous Funding:	\$0	Total Funding:	\$608,750	Future Funding:	\$4,295,250
Project # :	701029.00				

**Project Description:**  
 The SW Huntoon Street project between SW Executive Drive and SW Urish Road involves the complete reconstruction of SW Huntoon and is the continuation of previous improvements to Huntoon that were constructed in FY2018. The previous project was between I-470 and Executive Drive and this project picks up at Executive Drive and continues west to Urish Road. The improvements will likely consist of a 3-lane section with enclosed storm and sewer infrastructure. It is possible that a waterline replacement/extension project may be included. The final configuration will be determined early in the design phase. NOTE: A portion of this road is in Shawnee County (not within the annexed portion of Topeka). The FY2020-2029 CIP showed the project design starting in FY2023 however the FY2021-2030 CIP pushes design back to FY2024.

### Project Schedule and Estimate

	2021	2022	2023	2024	2025	5 year totals
Design/Admin Fees	\$0	\$0	\$0	\$338,165	\$50,000	\$388,165
Right of Way	\$0	\$0	\$0	\$0	\$200,000	\$200,000
Construction/Service Fees	\$0	\$0	\$0	\$0	\$0	\$0
Contingency	\$0	\$0	\$0	\$0	\$0	\$0
Technology	\$0	\$0	\$0	\$0	\$0	\$0
Financing Costs (Temp Notes)	\$0	\$0	\$0	\$5,072	\$3,750	\$8,822
Cost of Issuance (Rev/GO Bonds)	\$0	\$0	\$0	\$6,763	\$5,000	\$11,763
Debt Reserve Fund (Rev Bond)	\$0	\$0	\$0	\$0	\$0	\$0
Capitalized Interest	\$0	\$0	\$0	\$0	\$0	\$0
	\$0	\$0	\$0	\$350,000	\$258,750	\$608,750

Estimated Life of Item (years):  
**30 Years**  
 Year of Estimate:  
**2017**  
 Source of Estimate:  
**Staff**

**Estimated Operating Cost:**  
 Operating costs are expected to decrease as maintenance needs will reduce after the roadway is reconstructed.

### Account by Source of Financing

	2021	2022	2023	2024	2025	5 year totals
Cash	\$0	\$0	\$0	\$0	\$0	\$0
City Sales Tax	\$0	\$0	\$0	\$0	\$0	\$0
County Sales Tax	\$0	\$0	\$0	\$0	\$0	\$0
Donations	\$0	\$0	\$0	\$0	\$0	\$0
Facilities Fund	\$0	\$0	\$0	\$0	\$0	\$0
Federal Funds	\$0	\$0	\$0	\$0	\$0	\$0
Fleet Fund	\$0	\$0	\$0	\$0	\$0	\$0
G.O. Bond	\$0	\$0	\$0	\$350,000	\$258,750	\$608,750
IT Fund	\$0	\$0	\$0	\$0	\$0	\$0
Parking Fund	\$0	\$0	\$0	\$0	\$0	\$0
Revenue Bonds	\$0	\$0	\$0	\$0	\$0	\$0
Storm Water	\$0	\$0	\$0	\$0	\$0	\$0
Waste Water	\$0	\$0	\$0	\$0	\$0	\$0
Water	\$0	\$0	\$0	\$0	\$0	\$0
	\$0	\$0	\$0	\$350,000	\$258,750	\$608,750



## City of Topeka Capital Improvement Project Summary

Project Title:	SW Urish Road, SW 21st Street to SW 29th Street			Project Year(s):	2023 to 2026
Dept/Div:	PUBLIC WORKS				
Type:	Repair/Replace	Project Location:	SW Urish Road		
Category:	Street	Contact Phone:	368-3842		
Contact Name:	Brian Faust	Alternate Phone:			
Previous Funding:	\$0	Total Funding:	\$850,000	Future Funding:	\$6,950,025
Project # :	701030.00				

**Project Description:**  
 The SW Urish Road project between SW 21st and SW 29th Street involves the complete reconstruction of this section of SW Urish Road. While other portions of Urish Road within the County are 5 lanes, it is recommended that this stretch be limited to 3 lanes with enclosed storm infrastructure and sidewalk/trail improvements. Design planned for FY2023, right of way and utility relocation in FY2024, and construction to begin in FY2025. This is a one (1) mile stretch and construction may extend into a second year (FY2026), however, the project will be pushed for a one year completion. Several of the subdivisions have access through other access points (not Urish) and a full closures of sections would likely speed up project completion. Also, both north and south ends have been previously improved.

### Project Schedule and Estimate

	2021	2022	2023	2024	2025	5 year totals
Design/Admin Fees	\$0	\$0	\$48,309	\$434,782	\$50,000	\$533,091
Right of Way	\$0	\$0	\$0	\$0	\$288,165	\$288,165
Construction/Service Fees	\$0	\$0	\$0	\$0	\$0	\$0
Contingency	\$0	\$0	\$0	\$0	\$0	\$0
Technology	\$0	\$0	\$0	\$0	\$0	\$0
Financing Costs (Temp Notes)	\$0	\$0	\$725	\$6,522	\$5,072	\$12,319
Cost of Issuance (Rev/GO Bonds)	\$0	\$0	\$966	\$8,696	\$6,763	\$16,425
Debt Reserve Fund (Rev Bond)	\$0	\$0	\$0	\$0	\$0	\$0
Capitalized Interest	\$0	\$0	\$0	\$0	\$0	\$0
	\$0	\$0	\$50,000	\$450,000	\$350,000	\$850,000

Estimated Life of Item (years):

30 Years

Year of Estimate:

2018

Source of Estimate:

Engineering

### Estimated Operating Cost:

Operating costs are expected to decrease as maintenance needs will reduce after the roadway is reconstructed.

### Account by Source of Financing

	2021	2022	2023	2024	2025	5 year totals
Cash	\$0	\$0	\$0	\$0	\$0	\$0
City Sales Tax	\$0	\$0	\$0	\$0	\$0	\$0
County Sales Tax	\$0	\$0	\$0	\$0	\$0	\$0
Donations	\$0	\$0	\$0	\$0	\$0	\$0
Facilities Fund	\$0	\$0	\$0	\$0	\$0	\$0
Federal Funds	\$0	\$0	\$0	\$0	\$0	\$0
Fleet Fund	\$0	\$0	\$0	\$0	\$0	\$0
G.O. Bond	\$0	\$0	\$50,000	\$450,000	\$350,000	\$850,000
IT Fund	\$0	\$0	\$0	\$0	\$0	\$0
Parking Fund	\$0	\$0	\$0	\$0	\$0	\$0
Revenue Bonds	\$0	\$0	\$0	\$0	\$0	\$0
Storm Water	\$0	\$0	\$0	\$0	\$0	\$0
Waste Water	\$0	\$0	\$0	\$0	\$0	\$0
Water	\$0	\$0	\$0	\$0	\$0	\$0
	\$0	\$0	\$50,000	\$450,000	\$350,000	\$850,000



## City of Topeka Capital Improvement Project Summary

Project Title:	NW Tyler Street, NW Beverly Street to NW Paramore Street			Project Year(s):	2023 to 2025
Dept/Div:	PUBLIC WORKS				
Type:	Repair/Replace	Project Location:	NW Tyler		
Category:	Street	Contact Phone:	368-3842		
Contact Name:	Jennifer Harrell	Alternate Phone:			
Previous Funding:	\$0	Total Funding:	\$1,522,467	Future Funding:	\$0
Project # :	701034.00				

**Project Description:**  
 The NW Tyler project between Beverly and Paramore is the third phase of the reconstruction of NW Tyler. Phase 1 was from Hwy 24 to Lyman and Phase 2 was from Lyman to Beverly. This phase will transform the current rural roadway from 2 lanes with open ditches to a 3-lane minor arterial with sidewalk and storm water enhancements. The design of both the second and third phase is scheduled to be completed in FY2020. Right of way and utility relocation is scheduled for FY2024 with construction of this final phase in FY2025. The new roadway will include 3 paved travel lanes, sidewalk, curb & gutter and/or storm water enhancements. Funding for the project will be from both citywide ½ cent sales tax and general obligation bonds.

### Project Schedule and Estimate

	2021	2022	2023	2024	2025	5 year totals
Design/Admin Fees	\$0	\$0	\$0	\$0	\$0	\$0
Right of Way	\$0	\$0	\$0	\$100,000	\$0	\$100,000
Construction/Service Fees	\$0	\$0	\$0	\$0	\$1,269,940	\$1,269,940
Contingency	\$0	\$0	\$0	\$0	\$115,450	\$115,450
Technology	\$0	\$0	\$0	\$0	\$0	\$0
Financing Costs (Temp Notes)	\$0	\$0	\$0	\$1,500	\$14,390	\$15,890
Cost of Issuance (Rev/GO Bonds)	\$0	\$0	\$0	\$2,000	\$19,187	\$21,187
Debt Reserve Fund (Rev Bond)	\$0	\$0	\$0	\$0	\$0	\$0
Capitalized Interest	\$0	\$0	\$0	\$0	\$0	\$0
	\$0	\$0	\$0	\$103,500	\$1,418,967	\$1,522,467

Estimated Life of Item (years):

30 Years

Year of Estimate:

2017

Source of Estimate:

Engineering

### Estimated Operating Cost:

--	--

### Account by Source of Financing

	2021	2022	2023	2024	2025	5 year totals
Cash	\$0	\$0	\$0	\$0	\$0	\$0
City Sales Tax	\$0	\$0	\$0	\$0	\$426,066	\$426,066
County Sales Tax	\$0	\$0	\$0	\$0	\$0	\$0
Donations	\$0	\$0	\$0	\$0	\$0	\$0
Facilities Fund	\$0	\$0	\$0	\$0	\$0	\$0
Federal Funds	\$0	\$0	\$0	\$0	\$0	\$0
Fleet Fund	\$0	\$0	\$0	\$0	\$0	\$0
G.O. Bond	\$0	\$0	\$0	\$103,500	\$992,901	\$1,096,401
IT Fund	\$0	\$0	\$0	\$0	\$0	\$0
Parking Fund	\$0	\$0	\$0	\$0	\$0	\$0
Revenue Bonds	\$0	\$0	\$0	\$0	\$0	\$0
Storm Water	\$0	\$0	\$0	\$0	\$0	\$0
Waste Water	\$0	\$0	\$0	\$0	\$0	\$0
Water	\$0	\$0	\$0	\$0	\$0	\$0
	\$0	\$0	\$0	\$103,500	\$1,418,967	\$1,522,467



## City of Topeka Capital Improvement Project Summary

Project Title:	S. Topeka Blvd from 29th Street to 37th Street			Project Year(s):	2024 to 2026
Dept/Div:	PUBLIC WORKS				
Type:	Repair/Replace	Project Location:	S. Topeka Blvd		
Category:	Street	Contact Phone:	368-3842		
Contact Name:	Brian Faust	Alternate Phone:			
Previous Funding:	\$0	Total Funding:	\$271,750	Future Funding:	\$2,328,250
Project # :	701038.00				

**Project Description:**  
 The South Topeka Blvd project between SW 29th and SW 37th involves localized base patching and curb removal/replacement along with an asphalt mill/overlay. These road repairs are funded by the citywide ½ cent sales tax. The project also includes upgrades to traffic signals at both SW 29th and SW 37th. The signal replacements are funded by general obligation bond funding. Staff anticipates minor right of way acquisition in FY2025 and a minor impact to utilities during construction. Construction is programmed in FY2026.

### Project Schedule and Estimate

	2021	2022	2023	2024	2025	5 year totals
Design/Admin Fees	\$0	\$0	\$0	\$220,000	\$0	\$220,000
Right of Way	\$0	\$0	\$0	\$0	\$50,000	\$50,000
Construction/Service Fees	\$0	\$0	\$0	\$0	\$0	\$0
Contingency	\$0	\$0	\$0	\$0	\$0	\$0
Technology	\$0	\$0	\$0	\$0	\$0	\$0
Financing Costs (Temp Notes)	\$0	\$0	\$0	\$0	\$750	\$750
Cost of Issuance (Rev/GO Bonds)	\$0	\$0	\$0	\$0	\$1,000	\$1,000
Debt Reserve Fund (Rev Bond)	\$0	\$0	\$0	\$0	\$0	\$0
Capitalized Interest	\$0	\$0	\$0	\$0	\$0	\$0
	\$0	\$0	\$0	\$220,000	\$51,750	\$271,750

Estimated Life of Item (years):  
**15 Years**  
 Year of Estimate:  
**2018**  
 Source of Estimate:

**Estimated Operating Cost:**  
 Operating costs include pavement markings and crack sealing. These costs will initially be reduced by decreasing the maintenance needs for new pavement versus existing deteriorated pavement.

### Account by Source of Financing

	2021	2022	2023	2024	2025	5 year totals
Cash	\$0	\$0	\$0	\$0	\$0	\$0
City Sales Tax	\$0	\$0	\$0	\$220,000	\$0	\$220,000
County Sales Tax	\$0	\$0	\$0	\$0	\$0	\$0
Donations	\$0	\$0	\$0	\$0	\$0	\$0
Facilities Fund	\$0	\$0	\$0	\$0	\$0	\$0
Federal Funds	\$0	\$0	\$0	\$0	\$0	\$0
Fleet Fund	\$0	\$0	\$0	\$0	\$0	\$0
G.O. Bond	\$0	\$0	\$0	\$0	\$51,750	\$51,750
IT Fund	\$0	\$0	\$0	\$0	\$0	\$0
Parking Fund	\$0	\$0	\$0	\$0	\$0	\$0
Revenue Bonds	\$0	\$0	\$0	\$0	\$0	\$0
Storm Water	\$0	\$0	\$0	\$0	\$0	\$0
Waste Water	\$0	\$0	\$0	\$0	\$0	\$0
Water	\$0	\$0	\$0	\$0	\$0	\$0
	\$0	\$0	\$0	\$220,000	\$51,750	\$271,750



## City of Topeka Capital Improvement Project Summary

Project Title:	SW Fairlawn Road from 23rd Street to 29th Street			Project Year(s):	2023 to 2025
Dept/Div:	PUBLIC WORKS				
Type:	Repair/Replace	Project Location:	SW Fairlawn		
Category:	Street	Contact Phone:	368-3842		
Contact Name:	Brian Faust	Alternate Phone:			
Previous Funding:	\$0	Total Funding:	\$1,976,250	Future Funding:	\$0
Project # :	701040.00				

**Project Description:**  
 The SW Fairlawn project will rehabilitate the stretch of SW Fairlawn from 23rd to 28th street. The stretch of SW Fairlawn from 28th to 29th was reworked with the Wheatfield Village project in FY2019 and is not included in the scope of this project. The plan is to rehabilitate the existing lanes of SW Fairlawn between 23rd and 28th and widen SW Fairlawn at 25th street to allow for the addition of a dedicated turn lane at 25th. New traffic signals will also be installed at this intersection to replace the current signals. This project is funded with a combination of citywide 1/2 cent sales tax and general obligation bonds. The citywide funding will be used to replace existing pavement and the general obligation bond funding will be used for road widening, signals, and stormwater improvements as these are not a permitted use of the citywide funding. The FY2020-2029 CIP showed the project design starting in FY2024, however, the FY2021-2030 CIP moved the project up to FY2023 as there are significant stormwater issues that need to be addressed.

### Project Schedule and Estimate

	2021	2022	2023	2024	2025	5 year totals
Design/Admin Fees	\$0	\$0	\$200,000		\$0	\$200,000
Right of Way	\$0	\$0	\$0	\$100,000	\$0	\$100,000
Construction/Service Fees	\$0	\$0	\$0	\$0	\$1,446,500	\$1,446,500
Contingency	\$0	\$0	\$0	\$0	\$200,000	\$200,000
Technology	\$0	\$0	\$0	\$0	\$0	\$0
Financing Costs (Temp Notes)	\$0	\$0	\$1,500	\$1,500	\$9,750	\$12,750
Cost of Issuance (Rev/GO Bonds)	\$0	\$0	\$2,000	\$2,000	\$13,000	\$17,000
Debt Reserve Fund (Rev Bond)	\$0	\$0	\$0	\$0	\$0	\$0
Capitalized Interest	\$0	\$0	\$0	\$0	\$0	\$0
	\$0	\$0	\$203,500	\$103,500	\$1,669,250	\$1,976,250

Estimated Life of Item (years):

15 Years

Year of Estimate:

2018

Source of Estimate:

### Estimated Operating Cost:

Operating costs include pavement markings and crack sealing. These costs will initially be reduced by decreasing the maintenance needs for new pavement versus existing deteriorated pavement.

### Account by Source of Financing

	2021	2022	2023	2024	2025	5 year totals
Cash	\$0	\$0	\$0	\$0	\$0	\$0
City Sales Tax	\$0	\$0	\$100,000	\$0	\$996,500	\$1,096,500
County Sales Tax	\$0	\$0	\$0	\$0	\$0	\$0
Donations	\$0	\$0	\$0	\$0	\$0	\$0
Facilities Fund	\$0	\$0	\$0	\$0	\$0	\$0
Federal Funds	\$0	\$0	\$0	\$0	\$0	\$0
Fleet Fund	\$0	\$0	\$0	\$0	\$0	\$0
G.O. Bond	\$0	\$0	\$103,500	\$103,500	\$672,750	\$879,750
IT Fund	\$0	\$0	\$0	\$0	\$0	\$0
Parking Fund	\$0	\$0	\$0	\$0	\$0	\$0
Revenue Bonds	\$0	\$0	\$0	\$0	\$0	\$0
Storm Water	\$0	\$0	\$0	\$0	\$0	\$0
Waste Water	\$0	\$0	\$0	\$0	\$0	\$0
Water	\$0	\$0	\$0	\$0	\$0	\$0
	\$0	\$0	\$203,500	\$103,500	\$1,669,250	\$1,976,250



## City of Topeka Capital Improvement Project Summary

Project Title:	SW Gage Blvd from 37th to 45th		Project Year(s):	2020 to 2021
Dept/Div:	PUBLIC WORKS		Project Location:	SW Topeka
Type:	Repair/Replace	Contact Phone:	368-3842	
Category:	Street	Alternate Phone:		
Contact Name:	Mark Schreiner		Previous Funding:	\$100,000
			Total Funding:	\$2,604,700
			Future Funding:	\$0
Project # :	701041.00			

**Project Description:**  
 The SW Gage project between SW 37th and SW 45th was programmed several years ago but was ultimately canceled by the City Council. While the pavement condition index calculated in FY2016 for this concrete street did not identify the segment between 37th and 45th for complete replacement, virtually all the concrete joints have failed and extensive cracking has spread outward from the failed joints. The street is experiencing an accelerated failure rate and maintenance calls continue to increase due to these failures. While the majority of current failures are likely associated with aggregate issues in the concrete and not the subgrade, the new design includes fly-ash stabilization of the subgrade to address expansive clays found during testing. The project length is one (1) mile and reconstruction will not change the existing 3-lane configuration. The project will include removal and replacement of the road and curb along with a portion of the storm sewer lines. The city adopted a new concrete aggregate specification in recent years that will help ensure any new concrete performs as designed.

### Project Schedule and Estimate

	2021	2022	2023	2024	2025	5 year totals
Design/Admin Fees	\$0	\$0	\$0	\$0	\$0	\$0
Right of Way	\$0	\$0	\$0	\$0	\$0	\$0
Construction/Service Fees	\$2,105,000	\$0	\$0	\$0	\$0	\$2,105,000
Contingency	\$315,000	\$0	\$0	\$0	\$0	\$315,000
Technology	\$0	\$0	\$0	\$0	\$0	\$0
Financing Costs (Temp Notes)	\$36,300	\$0	\$0	\$0	\$0	\$36,300
Cost of Issuance (Rev/GO Bonds)	\$48,400	\$0	\$0	\$0	\$0	\$48,400
Debt Reserve Fund (Rev Bond)	\$0	\$0	\$0	\$0	\$0	\$0
Capitalized Interest	\$0	\$0	\$0	\$0	\$0	\$0
	\$2,504,700	\$0	\$0	\$0	\$0	\$2,504,700

Estimated Life of Item (years):

30 Years

Year of Estimate:

2018

Source of Estimate:

### Estimated Operating Cost:

Operating costs include pavement markings and concrete joint sealing. These costs will go down significantly with the new concrete street as the new concrete specs should eliminate a re-occurrence of the D-cracking at the joints.

### Account by Source of Financing

	2021	2022	2023	2024	2025	5 year totals
Cash	\$0	\$0	\$0	\$0	\$0	\$0
City Sales Tax	\$0	\$0	\$0	\$0	\$0	\$0
County Sales Tax	\$0	\$0	\$0	\$0	\$0	\$0
Donations	\$0	\$0	\$0	\$0	\$0	\$0
Facilities Fund	\$0	\$0	\$0	\$0	\$0	\$0
Federal Funds	\$0	\$0	\$0	\$0	\$0	\$0
Fleet Fund	\$0	\$0	\$0	\$0	\$0	\$0
G.O. Bond	\$2,504,700	\$0	\$0	\$0	\$0	\$2,504,700
IT Fund	\$0	\$0	\$0	\$0	\$0	\$0
Parking Fund	\$0	\$0	\$0	\$0	\$0	\$0
Revenue Bonds	\$0	\$0	\$0	\$0	\$0	\$0
Storm Water	\$0	\$0	\$0	\$0	\$0	\$0
Waste Water	\$0	\$0	\$0	\$0	\$0	\$0
Water	\$0	\$0	\$0	\$0	\$0	\$0
	\$2,504,700	\$0	\$0	\$0	\$0	\$2,504,700



## City of Topeka Capital Improvement Project Summary

Project Title:	Traffic Signal Replacement Program 2021			Project Year(s):	2021 to 2030
Dept/Div:	PUBLIC WORKS			Project Location:	Various Locations
Type:	Repair/Replace			Contact Phone:	368-3842
Category:	Traffic			Alternate Phone:	
Contact Name:	Kristina Ericksen			Previous Funding:	\$0
				Total Funding:	\$4,425,000
				Future Funding:	\$4,425,000
Project # :	141030.00				

**Project Description:**  
 The Traffic Signal Replacement Program provides for the replacement of traffic signals located throughout the city. The city currently has approximately 186 signalized intersections and at the current funding levels, 3 signals can be replaced per year. At this pace, the replacement cycle is approximately 60 years. Signals are selected for replacement based on physical condition, operational deficiencies, and capabilities of electronic components to detect vehicles, bikes, and pedestrians. New systems will incorporate the latest technology and meet the requirements of the Manual on Uniform Traffic Control Devices (MUTCD). With the advances in signal technologies and wear and tear on the system (including wind loading), the replacement cycle pushes the useful life of the signal components. When signals are updated, other intersection improvements may be needed to bring the location into compliance with the Americans with Disabilities Act (ADA).

**\*FY2021 is financed with cash or short-term temporary notes per an amendment approved by the Governing Body at the April 16, 2019 City Council meeting.**

### Project Schedule and Estimate

	2021	2022	2023	2024	2025	5 year totals
Design/Admin Fees	\$85,000	\$82,087	\$82,087	\$82,087	\$82,087	\$413,348
Right of Way	\$0	\$0	\$0	\$0	\$0	\$0
Construction/Service Fees	\$750,000	\$724,674	\$724,674	\$724,674	\$724,674	\$3,648,696
Contingency	\$50,000	\$48,312	\$48,312	\$48,312	\$48,312	\$243,248
Technology	\$0	\$0	\$0	\$0	\$0	\$0
Financing Costs (Temp Notes)	\$0	\$12,826	\$12,826	\$12,826	\$12,826	\$51,304
Cost of Issuance (Rev/GO Bonds)	\$0	\$17,101	\$17,101	\$17,101	\$17,101	\$68,404
Debt Reserve Fund (Rev Bond)	\$0	\$0	\$0	\$0	\$0	\$0
Capitalized Interest	\$0	\$0	\$0	\$0	\$0	\$0
	\$885,000	\$885,000	\$885,000	\$885,000	\$885,000	\$4,425,000

Estimated Life of Item (years):

30 Years

Year of Estimate:

2019

Source of Estimate:

Staff

### Estimated Operating Cost:

This project will provide a net reduction in annual operating costs by replacing outdated signals (including electronic components that are no longer supported). The primary source of funding is the General Fund (Traffic Operations).

### Account by Source of Financing

	2021	2022	2023	2024	2025	5 year totals
Cash	\$885,000	\$0	\$0	\$0	\$0	\$885,000
City Sales Tax	\$0	\$0	\$0	\$0	\$0	\$0
County Sales Tax	\$0	\$0	\$0	\$0	\$0	\$0
Donations	\$0	\$0	\$0	\$0	\$0	\$0
Facilities Fund	\$0	\$0	\$0	\$0	\$0	\$0
Federal Funds	\$0	\$0	\$0	\$0	\$0	\$0
Fleet Fund	\$0	\$0	\$0	\$0	\$0	\$0
G.O. Bond	\$0	\$885,000	\$885,000	\$885,000	\$885,000	\$3,540,000
IT Fund	\$0	\$0	\$0	\$0	\$0	\$0
Parking Fund	\$0	\$0	\$0	\$0	\$0	\$0
Revenue Bonds	\$0	\$0	\$0	\$0	\$0	\$0
Storm Water	\$0	\$0	\$0	\$0	\$0	\$0
Waste Water	\$0	\$0	\$0	\$0	\$0	\$0
Water	\$0	\$0	\$0	\$0	\$0	\$0
	\$885,000	\$885,000	\$885,000	\$885,000	\$885,000	\$4,425,000



# City of Topeka Capital Improvement Project Summary

Project Title:	<b>Traffic Signal LED Upgrade Program 2021</b>			Project Year(s):	<b>2021 to 2022</b>
Dept/Div:	<b>PUBLIC WORKS</b>				
Type:	<b>New and Repair/Replace</b>	Project Location:	<b>Various Locations</b>		
Category:	<b>Traffic</b>	Contact Phone:	<b>368-3842</b>		
Contact Name:	<b>Kristina Ericksen</b>	Alternate Phone:			
Previous Funding:	<b>\$80,000</b>	Total Funding:	<b>\$245,600</b>	Future Funding:	<b>\$0</b>
Project #:	<b>141031.00</b>				

**Project Description:**  
**Traffic Operations** is upgrading the signal indications to LED fixtures in the approximately 186 signalized intersections located across the City of Topeka. The project started in FY2020 and is scheduled to be completed in FY2022. Existing fixtures have between 15 and 20 watts with a 5 year warranty when installed. The new generation of LED indications use 7 watts of electricity and have a 15 year warranty. Cost to replace a third of the indications per year is \$74,000. It is anticipated that during the replacement, there will be traffic signal heads that need to be upgraded. Total cost/year is shown (with limited signal head replacement) as \$80,000.

### Project Schedule and Estimate

	2021	2022	2023	2024	2025	5 year totals
Design/Admin Fees	\$0	\$0	\$0	\$0	\$0	\$0
Right of Way	\$0	\$0	\$0	\$0	\$0	\$0
Construction/Service Fees	\$80,000	\$80,000	\$0	\$0	\$0	\$160,000
Contingency	\$0	\$0	\$0	\$0	\$0	\$0
Technology	\$0	\$0	\$0	\$0	\$0	\$0
Financing Costs (Temp Notes)	\$1,200	\$1,200	\$0	\$0	\$0	\$2,400
Cost of Issuance (Rev/GO Bonds)	\$1,600	\$1,600	\$0	\$0	\$0	\$3,200
Debt Reserve Fund (Rev Bond)	\$0	\$0	\$0	\$0	\$0	\$0
Capitalized Interest	\$0	\$0	\$0	\$0	\$0	\$0
	<b>\$82,800</b>	<b>\$82,800</b>	<b>\$0</b>	<b>\$0</b>	<b>\$0</b>	<b>\$165,600</b>

Estimated Life of Item (years):  
**15 Years**  
 Year of Estimate:  
**2019**  
 Source of Estimate:

**Estimated Operating Cost:**  
 There will be a significant reduction in electricity usage as well as an increase in the life expectancy of the LED fixtures so the project will reduce the annual operating costs. The primary source of funding is the General Fund (Traffic Ops).

### Account by Source of Financing

	2021	2022	2023	2024	2025	5 year totals
Cash	\$0	\$0	\$0	\$0	\$0	\$0
City Sales Tax	\$0	\$0	\$0	\$0	\$0	\$0
County Sales Tax	\$0	\$0	\$0	\$0	\$0	\$0
Donations	\$0	\$0	\$0	\$0	\$0	\$0
Facilities Fund	\$0	\$0	\$0	\$0	\$0	\$0
Federal Funds	\$0	\$0	\$0	\$0	\$0	\$0
Fleet Fund	\$0	\$0	\$0	\$0	\$0	\$0
G.O. Bond	\$82,800	\$82,800	\$0	\$0	\$0	\$165,600
IT Fund	\$0	\$0	\$0	\$0	\$0	\$0
Parking Fund	\$0	\$0	\$0	\$0	\$0	\$0
Revenue Bonds	\$0	\$0	\$0	\$0	\$0	\$0
Storm Water	\$0	\$0	\$0	\$0	\$0	\$0
Waste Water	\$0	\$0	\$0	\$0	\$0	\$0
Water	\$0	\$0	\$0	\$0	\$0	\$0
	<b>\$82,800</b>	<b>\$82,800</b>	<b>\$0</b>	<b>\$0</b>	<b>\$0</b>	<b>\$165,600</b>





## City of Topeka Capital Improvement Project Summary

Project Title:	<b>Traffic Safety Program 2021</b>			Project Year(s):	<b>2021 to 2030</b>
Dept/Div:	<b>PUBLIC WORKS</b>				
Type:	<b>New and Repair/Replace</b>	Project Location:	<b>Various Locations</b>		
Category:	<b>Traffic</b>	Contact Phone:	<b>368-3842</b>		
Contact Name:	<b>Kristina Ericksen</b>	Alternate Phone:			
Previous Funding:	<b>\$0</b>	Total Funding:	<b>\$1,100,000</b>	Future Funding:	<b>\$1,100,000</b>
Project # :	<b>601122.00</b>				

**Project Description:**  
**The Traffic Safety Program is intended to improve traffic safety at various locations within the City's transportation network. Under this program, the types of projects could include installation of a new traffic signal, equipment to synchronize a series of traffic signals, removal of a free-flowing right turn lane, construction of additional turn lanes or medians, installation of pedestrian flashers/crosswalks or other appropriate measures to improve safety of the transportation network. The traffic safety program may also be used to help fund a portion of the city's share of State and/or Federal traffic safety enhancement grants.**

### Project Schedule and Estimate

	2021	2022	2023	2024	2025	5 year totals
Design/Admin Fees	\$19,130	\$19,130	\$19,130	\$19,130	\$19,130	\$95,650
Right of Way	\$0	\$0	\$0	\$0	\$0	\$0
Construction/Service Fees	\$193,431	\$193,431	\$193,431	\$193,431	\$193,431	\$967,155
Contingency	\$0	\$0	\$0	\$0	\$0	\$0
Technology	\$0	\$0	\$0	\$0	\$0	\$0
Financing Costs (Temp Notes)	\$3,188	\$3,188	\$3,188	\$3,188	\$3,188	\$15,940
Cost of Issuance (Rev/GO Bonds)	\$4,251	\$4,251	\$4,251	\$4,251	\$4,251	\$21,255
Debt Reserve Fund (Rev Bond)	\$0	\$0	\$0	\$0	\$0	\$0
Capitalized Interest	\$0	\$0	\$0	\$0	\$0	\$0
	<b>\$220,000</b>	<b>\$220,000</b>	<b>\$220,000</b>	<b>\$220,000</b>	<b>\$220,000</b>	<b>\$1,100,000</b>

Estimated Life of Item (years):

**30 Years**

Year of Estimate:

**2019**

Source of Estimate:

### Estimated Operating Cost:

Operating costs include pavement markings and maintenance/up keep of flashers/signals. The funding source for these is primarily Motor Fuel Tax.

### Account by Source of Financing

	2021	2022	2023	2024	2025	5 year totals
Cash	\$0	\$0	\$0	\$0	\$0	\$0
City Sales Tax	\$0	\$0	\$0	\$0	\$0	\$0
County Sales Tax	\$0	\$0	\$0	\$0	\$0	\$0
Donations	\$0	\$0	\$0	\$0	\$0	\$0
Facilities Fund	\$0	\$0	\$0	\$0	\$0	\$0
Federal Funds	\$0	\$0	\$0	\$0	\$0	\$0
Fleet Fund	\$0	\$0	\$0	\$0	\$0	\$0
G.O. Bond	\$220,000	\$220,000	\$220,000	\$220,000	\$220,000	\$1,100,000
IT Fund	\$0	\$0	\$0	\$0	\$0	\$0
Parking Fund	\$0	\$0	\$0	\$0	\$0	\$0
Revenue Bonds	\$0	\$0	\$0	\$0	\$0	\$0
Storm Water	\$0	\$0	\$0	\$0	\$0	\$0
Waste Water	\$0	\$0	\$0	\$0	\$0	\$0
Water	\$0	\$0	\$0	\$0	\$0	\$0
	<b>\$220,000</b>	<b>\$220,000</b>	<b>\$220,000</b>	<b>\$220,000</b>	<b>\$220,000</b>	<b>\$1,100,000</b>



# **General Obligation Bond Special Projects**



## City of Topeka Capital Improvement Project Summary

Project Title:	Polk-Quincy Project Support			Project Year(s):	2021 to 2025
Dept/Div:	PUBLIC WORKS				
Type:	Repair/Replace	Project Location:	Polk-Quincy		
Category:	Street	Contact Phone:	368-3842		
Contact Name:	Brian Faust	Alternate Phone:			
Previous Funding:	\$0	Total Funding:	\$20,000,000	Future Funding:	\$0
Project #:	701048.00				

**Project Description:**  
 The Polk-Quincy Viaduct Kansas Department of Transportation (KDOT) project is tentatively scheduled to begin construction in 2025. At this time, KDOT funding and timeframe have not been finalized. The initial phase of the project will be from roughly MacVicar to 4th Street (+/-) and will impact other local streets. The estimated cost for this section of the KDOT project is \$234 million, including \$17 million in estimated right-of-way acquisition costs. KDOT has asked local communities to partner in funding the project in order to move it forward. This project provides funding to support expenses associated with right-of-way acquisition, construction/reconstruction of impacted existing streets, and pavement improvements needed to prepare local streets for anticipated detours during construction of tie-ins for I-70. Given funding constraints, the Downtown Street Improvement Project - Kansas Ave Project (1st to 6th - Project # 701024) has been pushed back until FY2028.

### Project Schedule and Estimate

	2021	2022	2023	2024	2025	5 year totals
Design/Admin Fees	\$0	\$0	\$0	\$0	\$0	\$0
Right of Way	\$6,763,285	\$6,763,285	\$5,797,101	\$0	\$0	\$19,323,670
Construction/Service Fees	\$0	\$0	\$0	\$0	\$0	\$0
Contingency	\$0	\$0	\$0	\$0	\$0	\$0
Technology	\$0	\$0	\$0	\$0	\$0	\$0
Financing Costs (Temp Notes)	\$101,449	\$101,449	\$86,957	\$0	\$0	\$289,855
Cost of Issuance (Rev/GO Bonds)	\$135,266	\$135,266	\$115,943	\$0	\$0	\$386,475
Debt Reserve Fund (Rev Bond)	\$0	\$0	\$0	\$0	\$0	\$0
Capitalized Interest	\$0	\$0	\$0	\$0	\$0	\$0
	\$7,000,000	\$7,000,000	\$6,000,000	\$0	\$0	\$20,000,000

Estimated Life of Item (years):

100 Years

Year of Estimate:

2019

Source of Estimate:

Engineering

### Estimated Operating Cost:

There are on-going maintenance costs associated with property maintenance. Structures will be removed and property should be repurposed/sold. At this time, maintenance costs are not known.

### Account by Source of Financing

	2021	2022	2023	2024	2025	5 year totals
Cash	\$0	\$0	\$0	\$0	\$0	\$0
City Sales Tax	\$0	\$0	\$0	\$0	\$0	\$0
County Sales Tax	\$0	\$0	\$0	\$0	\$0	\$0
Donations	\$0	\$0	\$0	\$0	\$0	\$0
Facilities Fund	\$0	\$0	\$0	\$0	\$0	\$0
Federal Funds	\$0	\$0	\$0	\$0	\$0	\$0
Fleet Fund	\$0	\$0	\$0	\$0	\$0	\$0
G.O. Bond	\$7,000,000	\$7,000,000	\$6,000,000	\$0	\$0	\$20,000,000
IT Fund	\$0	\$0	\$0	\$0	\$0	\$0
Parking Fund	\$0	\$0	\$0	\$0	\$0	\$0
Revenue Bonds	\$0	\$0	\$0	\$0	\$0	\$0
Storm Water	\$0	\$0	\$0	\$0	\$0	\$0
Waste Water	\$0	\$0	\$0	\$0	\$0	\$0
Water	\$0	\$0	\$0	\$0	\$0	\$0
	\$7,000,000	\$7,000,000	\$6,000,000	\$0	\$0	\$20,000,000



# Stormwater Projects



## City of Topeka Capital Improvement Project Summary

Project Title:	<b>Shunga Creek Flood Mitigation</b>			Project Year(s):	<b>2023 to 2025</b>
Dept/Div:	<b>Stormwater</b>				
Type:	<b>New</b>	Project Location:	<b>Shunga Creek, MacVicar to I-70</b>		
Category:	<b>Utilities</b>	Contact Phone:	<b>368-3980</b>		
Contact Name:	<b>Kelly Ryan</b>	Alternate Phone:			
Previous Funding:	<b>\$0</b>	Total Funding:	<b>\$16,750,000</b>	Future Funding:	<b>\$0</b>
Project # :	<b>161008.00</b>				

**Project Description:**  
 This is a cost shared project with the US Army Corps of Engineers (35% City/65% Federal) to design and construct drainage improvements along Shunganunga Creek. The proposed improvements include 1 mile of levee construction from MacVicar to Buchanan and 1.5 miles of channel modification from Buchanan to I-70. If needed, additional improvements may be made to the spoil levee downstream on the right bank including study, geotechnical, construction and rehab improvements. The level of flood protection is at a 25-year level as summarized in Shunga Flood Mitigation Study (City Project T-151000.01). The cost-sharing allocation is as follows: construction (35% City/65% Federal); design (50% City/50% Federal); right-of-way acquisition (100% City, however costs may be credited if the total Federal funding limit has not been exceeded).

### Project Schedule and Estimate

	2021	2022	2023	2024	2025	5 year totals
Design/Admin Fees	\$0	\$0	\$594,714	\$198,238	\$99,119	\$892,070
Right of Way	\$0	\$0	\$99,119	\$33,040	\$16,520	\$148,678
Construction/Service Fees	\$0	\$0	\$6,604,258	\$4,423,642	\$3,878,488	\$14,906,388
Contingency	\$0	\$0	\$0	\$0	\$0	\$0
Technology	\$0	\$0	\$0	\$0	\$0	\$0
Financing Costs (Temp Notes)	\$0	\$0	\$59,471	\$19,824	\$9,912	\$89,207
Cost of Issuance (Rev/GO Bonds)	\$0	\$0	\$79,295	\$26,432	\$13,216	\$118,943
Debt Reserve Fund (Rev Bond)	\$0	\$0	\$396,476	\$132,159	\$66,079	\$594,714
Capitalized Interest	\$0	\$0	\$0	\$0	\$0	\$0
	\$0	\$0	\$7,833,333	\$4,833,333	\$4,083,333	\$16,750,000

Estimated Life of Item (years):

**100**

Year of Estimate:

**2019**

Source of Estimate:

**Engineer**

### Estimated Operating Cost:

Routine operation and maintenance is anticipated to be performed by City Water Pollution Control in-house forces for approximately \$100,000 per year from Stormwater operating funds. Work will include levee mowing and removal of woody vegetation to keep modified channel clear.

### Account by Source of Financing

	2021	2022	2023	2024	2025	5 year totals
Cash	\$0	\$0	\$0	\$0	\$0	\$0
City Sales Tax	\$0	\$0	\$0	\$0	\$0	\$0
County Sales Tax	\$0	\$0	\$0	\$0	\$0	\$0
Donations	\$0	\$0	\$0	\$0	\$0	\$0
Facilities Fund	\$0	\$0	\$0	\$0	\$0	\$0
Federal Funds	\$0	\$0	\$3,333,333	\$3,333,333	\$3,333,333	\$10,000,000
Fleet Fund	\$0	\$0	\$0	\$0	\$0	\$0
G.O. Bond	\$0	\$0	\$0	\$0	\$0	\$0
IT Fund	\$0	\$0	\$0	\$0	\$0	\$0
Parking Fund	\$0	\$0	\$0	\$0	\$0	\$0
Revenue Bonds	\$0	\$0	\$4,500,000	\$1,500,000	\$750,000	\$6,750,000
Storm Water	\$0	\$0	\$0	\$0	\$0	\$0
Waste Water	\$0	\$0	\$0	\$0	\$0	\$0
Water	\$0	\$0	\$0	\$0	\$0	\$0
	\$0	\$0	\$7,833,333	\$4,833,333	\$4,083,333	\$16,750,000



## City of Topeka Capital Improvement Project Summary

Project Title:	Annual Levee Asset Repair/Rehab Program			Project Year(s):	2021 to 2030	
Dept/Div:	Stormwater					
Type:	Repair/Replace			Project Location:	Citywide	
Category:	Utilities			Contact Phone:	368-3980	
Contact Name:	Kelly Ryan			Alternate Phone:		
Previous Funding:	\$	-	Total Funding:	\$1,100,000	Future Funding:	\$1,250,000
Project # :	161012.00					

**Project Description:**  
 This is an annual program for the non-routine replacement or major rehabilitation of levee assets including 22 miles of earthen levee, 4,122 linear feet of concrete floodwall, 8 stormwater pump stations, 14 pumped relief wells, 70 gravity relief wells, 58 interior drainage structures, 6 closure structures, and 3 ponding areas. The assets are regularly maintained but since their average age is over 50 years old, replacement or rehabilitation is expected. This program allows staff to proactively replace or rehabilitate these assets. Funds may be reserved for several years before undertaking a major project and be used to perform plans, assessments, studies, designs or construction.

### Project Schedule and Estimate

	2021	2022	2023	2024	2025	5 year totals
Design/Admin Fees	\$0	\$0	\$0	\$0	\$0	\$0
Right of Way	\$0	\$0	\$0	\$0	\$0	\$0
Construction/Service Fees	\$200,000	\$200,000	\$200,000	\$250,000	\$250,000	\$1,100,000
Contingency	\$0	\$0	\$0	\$0	\$0	\$0
Technology	\$0	\$0	\$0	\$0	\$0	\$0
Financing Costs (Temp Notes)	\$0	\$0	\$0	\$0	\$0	\$0
Cost of Issuance (Rev/GO Bonds)	\$0	\$0	\$0	\$0	\$0	\$0
Debt Reserve Fund (Rev Bond)	\$0	\$0	\$0	\$0	\$0	\$0
Capitalized Interest	\$0	\$0	\$0	\$0	\$0	\$0
	\$200,000	\$200,000	\$200,000	\$250,000	\$250,000	\$1,100,000

Estimated Life of Item (years):

50

Year of Estimate:

2019

Source of Estimate:

Staff

### Estimated Operating Cost:

Routine operation and maintenance is anticipated to be performed by City Water Pollution Control in-house forces using stormwater operating funds. The routine O&M should not increase the current operating budget.

### Account by Source of Financing

	2021	2022	2023	2024	2025	5 year totals
Cash	\$0	\$0	\$0	\$0	\$0	\$0
City Sales Tax	\$0	\$0	\$0	\$0	\$0	\$0
County Sales Tax	\$0	\$0	\$0	\$0	\$0	\$0
Donations	\$0	\$0	\$0	\$0	\$0	\$0
Facilities Fund	\$0	\$0	\$0	\$0	\$0	\$0
Federal Funds	\$0	\$0	\$0	\$0	\$0	\$0
Fleet Fund	\$0	\$0	\$0	\$0	\$0	\$0
G.O. Bond	\$0	\$0	\$0	\$0	\$0	\$0
IT Fund	\$0	\$0	\$0	\$0	\$0	\$0
Parking Fund	\$0	\$0	\$0	\$0	\$0	\$0
Revenue Bonds	\$0	\$0	\$0	\$0	\$0	\$0
Storm Water	\$200,000	\$200,000	\$200,000	\$250,000	\$250,000	\$1,100,000
Waste Water	\$0	\$0	\$0	\$0	\$0	\$0
Water	\$0	\$0	\$0	\$0	\$0	\$0
	\$200,000	\$200,000	\$200,000	\$250,000	\$250,000	\$1,100,000



## City of Topeka Capital Improvement Project Summary

Project Title:	<b>Stormwater Pump Station Rehab/Replacement Program</b>			Project Year(s):	<b>2024 to 2030</b>
Dept/Div:	<b>Stormwater</b>				
Type:	<b>Repair/Replace</b>	Project Location:	<b>Citywide</b>		
Category:	<b>Utilities</b>	Contact Phone:	<b>368-3980</b>		
Contact Name:	<b>Kelly Ryan</b>	Alternate Phone:			
Previous Funding:	<b>\$0</b>	Total Funding:	<b>\$1,000,000</b>	Future Funding:	<b>\$2,500,000</b>
Project # :	<b>161013.00</b>				

**Project Description:**  
**Annual program for the non-routine replacement or major rehabilitation of stormwater pump stations including Waite Street, Ward-Martin, City Park, Kansas Avenue, Madison, East Oakland, Quincy and Soldier Creek pump stations. The stations are regularly maintained but since their ages are 40-50 years old, replacement or rehabilitation is expected. This program allows staff to proactively replace or rehabilitate these stations. Funds may be reserved for several years before undertaking a major project. Six stormwater pump stations are beyond their useful life, they were installed between 1963 - 1970 with an estimated 50 year useful life.**

### Project Schedule and Estimate

	2021	2022	2023	2024	2025	5 year totals
Design/Admin Fees	\$0	\$0	\$0	\$45,154	\$45,154	\$90,308
Right of Way	\$0	\$0	\$0	\$0	\$0	\$0
Construction/Service Fees	\$0	\$0	\$0	\$395,374	\$395,374	\$790,749
Contingency	\$0	\$0	\$0	\$0	\$0	\$0
Technology	\$0	\$0	\$0	\$0	\$0	\$0
Financing Costs (Temp Notes)	\$0	\$0	\$0	\$6,608	\$6,608	\$13,216
Cost of Issuance (Rev/GO Bonds)	\$0	\$0	\$0	\$8,811	\$8,811	\$17,621
Debt Reserve Fund (Rev Bond)	\$0	\$0	\$0	\$44,053	\$44,053	\$88,106
Capitalized Interest	\$0	\$0	\$0	\$0	\$0	\$0
	\$0	\$0	\$0	\$500,000	\$500,000	\$1,000,000

Estimated Life of Item (years):

**50**

Year of Estimate:

**2019**

Source of Estimate:

**Staff**

### Estimated Operating Cost:

Routine operation and maintenance is anticipated to be performed by City Water Pollution Control in-house forces using stormwater operating funds. The routine O&M should not increase the current operating budget.

### Account by Source of Financing

	2021	2022	2023	2024	2025	5 year totals
Cash	\$0	\$0	\$0	\$0	\$0	\$0
City Sales Tax	\$0	\$0	\$0	\$0	\$0	\$0
County Sales Tax	\$0	\$0	\$0	\$0	\$0	\$0
Donations	\$0	\$0	\$0	\$0	\$0	\$0
Facilities Fund	\$0	\$0	\$0	\$0	\$0	\$0
Federal Funds	\$0	\$0	\$0	\$0	\$0	\$0
Fleet Fund	\$0	\$0	\$0	\$0	\$0	\$0
G.O. Bond	\$0	\$0	\$0	\$0	\$0	\$0
IT Fund	\$0	\$0	\$0	\$0	\$0	\$0
Parking Fund	\$0	\$0	\$0	\$0	\$0	\$0
Revenue Bonds	\$0	\$0	\$0	\$500,000	\$500,000	\$1,000,000
Storm Water	\$0	\$0	\$0	\$0	\$0	\$0
Waste Water	\$0	\$0	\$0	\$0	\$0	\$0
Water	\$0	\$0	\$0	\$0	\$0	\$0
	\$0	\$0	\$0	\$500,000	\$500,000	\$1,000,000



## City of Topeka Capital Improvement Project Summary

Project Title:	Annual Stormwater Conveyance System			Project Year(s):	2021 to 2030
Dept/Div:	8233063 - STORMWATER PROJECTS - CIP				
Type:	Repair/Replace	Project Location:	Citywide		
Category:	Utilities	Contact Phone:	368-2527		
Contact Name:	Braxton Copley	Alternate Phone:			
Previous Funding:	\$ -	Total Funding:	\$11,700,000	Future Funding:	\$18,000,000
Project # :	501073.00				

**Project Description:**  
 This is an on-going, systematic program to rehabilitate or replace existing stormwater conveyance system assets (inlets, pipes, channels, etc.). This will help ensure continued operation, reduce maintenance, and support other infrastructure improvements. Nearly all the assets targeted by this program are anticipated to be in the range of 50-100 years old unless damage from outside forces has lead to a reduced life span. The general exception to this rule regards metal piping which often has a lesser life-span. This program is designed solely to maintain the existing stormwater conveyance system at a steady, citywide level of service. In isolated cases smaller improvements may be made in order to meet current-day standards or to address a localized problem not worthy of a capital project. This program is also used directly in support of citywide half cent sales tax roadway projects since half cent sales tax roadway funding cannot be used for stormwater improvements. Remaining funds will be utilized as needs/projects are developed. Rehabilitation or replacement of these assets is necessary to ensure protection of life and property throughout the City. Rehabilitation through innovative methods such as plastic or cement pipe lining will be pursued when possible and financially beneficial.

### Project Schedule and Estimate

	2021	2022	2023	2024	2025	5 year totals
Design/Admin Fees	\$167,401	\$176,211	\$158,590	\$220,264	\$308,370	\$1,030,837
Right of Way	\$4,185	\$4,405	\$3,965	\$5,507	\$7,709	\$25,771
Construction/Service Fees	\$1,335,022	\$1,405,286	\$1,319,254	\$1,756,608	\$2,459,251	\$8,275,421
Contingency	\$167,401	\$176,211	\$158,590	\$220,264	\$308,370	\$1,030,836
Technology	\$0	\$0	\$0	\$0	\$0	\$0
Financing Costs (Temp Notes)	\$25,110	\$26,434	\$23,789	\$33,040	\$46,256	\$154,629
Cost of Issuance (Rev/GO Bonds)	\$33,480	\$35,242	\$31,718	\$44,053	\$61,674	\$206,167
Debt Reserve Fund (Rev Bond)	\$167,401	\$176,211	\$104,094	\$220,264	\$308,370	\$976,340
Capitalized Interest	\$0	\$0	\$0	\$0	\$0	\$0
	\$1,900,000	\$2,000,000	\$1,800,000	\$2,500,000	\$3,500,000	\$11,700,000

Estimated Life of Item (years):

100

Year of Estimate:

2019

Source of Estimate:

Staff

### Estimated Operating Cost:

By replacing the existing aging stormwater system, the program will save operational costs to maintain the collection system.

### Account by Source of Financing

	2021	2022	2023	2024	2025	5 year totals
Cash	\$0	\$0	\$0	\$0	\$0	\$0
City Sales Tax	\$0	\$0	\$0	\$0	\$0	\$0
County Sales Tax	\$0	\$0	\$0	\$0	\$0	\$0
Donations	\$0	\$0	\$0	\$0	\$0	\$0
Facilities Fund	\$0	\$0	\$0	\$0	\$0	\$0
Federal Funds	\$0	\$0	\$0	\$0	\$0	\$0
Fleet Fund	\$0	\$0	\$0	\$0	\$0	\$0
G.O. Bond	\$0	\$0	\$0	\$0	\$0	\$0
IT Fund	\$0	\$0	\$0	\$0	\$0	\$0
Parking Fund	\$0	\$0	\$0	\$0	\$0	\$0
Revenue Bonds	\$1,900,000	\$2,000,000	\$1,800,000	\$2,500,000	\$3,500,000	\$11,700,000
Storm Water	\$0	\$0	\$0	\$0	\$0	\$0
Waste Water	\$0	\$0	\$0	\$0	\$0	\$0
Water	\$0	\$0	\$0	\$0	\$0	\$0
	\$1,900,000	\$2,000,000	\$1,800,000	\$2,500,000	\$3,500,000	\$11,700,000





# City of Topeka Capital Improvement Project Summary

Project Title: **Annual Best Management Practices Development & Construction** Project Year(s): **2021 to 2030**  
 Dept/Div: **8233063 - Stormwater Projects - CIP**  
 Type: **New and Repair/Replace** Project Location: **Citywide**  
 Category: **Utilities** Contact Phone: **368-2527**  
 Contact Name: **Braxton Copley** Alternate Phone:  
 Previous Funding: \$ - Total Funding: **\$1,000,000** Future Funding: **\$1,250,000**  
 Project #: **501070.00**

**Project Description:**  
 This on-going program is for the purpose of developing and implementing stormwater Best Management Practices (BMP) throughout the City. Development and implementation of BMP is in conformance with the requirements of Federal Permit No. KS0093327 (KS Permit No. M-KS72-So01), National Pollutant Discharge Elimination System (NPDES), and the Municipal Separate Storm Sewer System (MS4) permit. The BMP may consist of the construction of physical systems (e.g. rain gardens or baffle boxes). Additionally, land acquisition for BMP facilities may also be included.

### Project Schedule and Estimate

	2021	2022	2023	2024	2025	5 year totals
Design/Admin Fees	\$0	\$20,000	\$20,000	\$20,000	\$20,000	\$80,000
Right of Way	\$0	\$0	\$0	\$0	\$0	\$0
Construction/Service Fees	\$0	\$225,000	\$225,000	\$225,000	\$225,000	\$900,000
Contingency	\$0	\$5,000	\$5,000	\$5,000	\$5,000	\$20,000
Technology	\$0	\$0	\$0	\$0	\$0	\$0
Financing Costs (Temp Notes)	\$0	\$0	\$0	\$0	\$0	\$0
Cost of Issuance (Rev/GO Bonds)	\$0	\$0	\$0	\$0	\$0	\$0
Debt Reserve Fund (Rev Bond)	\$0	\$0	\$0	\$0	\$0	\$0
Capitalized Interest	\$0	\$0	\$0	\$0	\$0	\$0
	\$0	\$250,000	\$250,000	\$250,000	\$250,000	\$1,000,000

Estimated Life of Item (years):  
 N/A  
 Year of Estimate:  
 2016  
 Source of Estimate:  
 Staff

**Estimated Operating Cost:**  
 Costs are highly variable based on the nature of the facility. This is considered a mid-level estimate.

### Account by Source of Financing

	2021	2022	2023	2024	2025	5 year totals
Cash	\$0	\$0	\$0	\$0	\$0	\$0
City Sales Tax	\$0	\$0	\$0	\$0	\$0	\$0
County Sales Tax	\$0	\$0	\$0	\$0	\$0	\$0
Donations	\$0	\$0	\$0	\$0	\$0	\$0
Facilities Fund	\$0	\$0	\$0	\$0	\$0	\$0
Federal Funds	\$0	\$0	\$0	\$0	\$0	\$0
Fleet Fund	\$0	\$0	\$0	\$0	\$0	\$0
G.O. Bond	\$0	\$0	\$0	\$0	\$0	\$0
IT Fund	\$0	\$0	\$0	\$0	\$0	\$0
Parking Fund	\$0	\$0	\$0	\$0	\$0	\$0
Revenue Bonds	\$0	\$0	\$0	\$0	\$0	\$0
Storm Water	\$0	\$250,000	\$250,000	\$250,000	\$250,000	\$1,000,000
Waste Water	\$0	\$0	\$0	\$0	\$0	\$0
Water	\$0	\$0	\$0	\$0	\$0	\$0
	\$0	\$250,000	\$250,000	\$250,000	\$250,000	\$1,000,000



## City of Topeka Capital Improvement Project Summary

Project Title:	Annual Drainage Correction Program			Project Year(s):	2021 to 2030
Dept/Div:	8233063 - Stormwater Projects - CIP				
Type:	New and Repair/Replace		Project Location:	Citywide	
Category:	Utilities		Contact Phone:	368-2527	
Contact Name:	Braxton Copley		Alternate Phone:		
Previous Funding:	\$ -	Total Funding:	\$1,500,000	Future Funding:	\$1,500,000
Project # :	501071.00				

**Project Description:**  
 This is an on-going program to create solutions for small scale existing drainage problems. This program, established by Council Resolution No. 6833 in 1999, funds 3-4 stormwater improvement projects per year where drainage problems affect at least three private properties or where defects or obstructions hinder function of an existing facility within the right-of-way or dedicated easement. Individual project budgets are limited to \$100,000.

### Project Schedule and Estimate

	2021	2022	2023	2024	2025	5 year totals
Design/Admin Fees	\$50,000	\$50,000	\$50,000	\$50,000	\$50,000	\$250,000
Right of Way	\$0	\$0	\$0	\$0	\$0	\$0
Construction/Service Fees	\$250,000	\$250,000	\$250,000	\$250,000	\$250,000	\$1,250,000
Contingency	\$0	\$0	\$0	\$0	\$0	\$0
Technology	\$0	\$0	\$0	\$0	\$0	\$0
Financing Costs (Temp Notes)	\$0	\$0	\$0	\$0	\$0	\$0
Cost of Issuance (Rev/GO Bonds)	\$0	\$0	\$0	\$0	\$0	\$0
Debt Reserve Fund (Rev Bond)	\$0	\$0	\$0	\$0	\$0	\$0
Capitalized Interest	\$0	\$0	\$0	\$0	\$0	\$0
	\$300,000	\$300,000	\$300,000	\$300,000	\$300,000	\$1,500,000

Estimated Life of Item (years):

N/A

Year of Estimate:

2016

Source of Estimate:

Staff

### Estimated Operating Cost:

The established maintenance costs for similar existing assets are used to determine the estimated operating costs.

The Stormwater Utility Enterprise Fund supports related operating costs.

### Account by Source of Financing

	2021	2022	2023	2024	2025	5 year totals
Cash	\$0	\$0	\$0	\$0	\$0	\$0
City Sales Tax	\$0	\$0	\$0	\$0	\$0	\$0
County Sales Tax	\$0	\$0	\$0	\$0	\$0	\$0
Donations	\$0	\$0	\$0	\$0	\$0	\$0
Facilities Fund	\$0	\$0	\$0	\$0	\$0	\$0
Federal Funds	\$0	\$0	\$0	\$0	\$0	\$0
Fleet Fund	\$0	\$0	\$0	\$0	\$0	\$0
G.O. Bond	\$0	\$0	\$0	\$0	\$0	\$0
IT Fund	\$0	\$0	\$0	\$0	\$0	\$0
Parking Fund	\$0	\$0	\$0	\$0	\$0	\$0
Revenue Bonds	\$0	\$0	\$0	\$0	\$0	\$0
Storm Water	\$300,000	\$300,000	\$300,000	\$300,000	\$300,000	\$1,500,000
Waste Water	\$0	\$0	\$0	\$0	\$0	\$0
Water	\$0	\$0	\$0	\$0	\$0	\$0
	\$300,000	\$300,000	\$300,000	\$300,000	\$300,000	\$1,500,000



## City of Topeka Capital Improvement Project Summary

Project Title:	Annual Stormwater Operations Equipment & Fleet Maintenance			Project Year(s):	2021 to 2030
Dept/Div:	8233063 - Stormwater Projects - CIP				
Type:	Repair/Replace	Project Location:	WPC		
Category:	Utilities	Contact Phone:	368-4239		
Contact Name:	Sylvia Davis	Alternate Phone:			
Previous Funding:	\$ -	Total Funding:	\$1,500,000	Future Funding:	\$1,500,000
Project # :	501072.00				

**Project Description:**  
 The purpose of this program is to establish a capital equipment plan for the repair and replacement of City stormwater equipment and vehicles. This program will limit unexpected large capital expenditures and control the overall cost of operating and maintaining this equipment. This program also ensures that equipment does not become outdated and is maintained in a manner that extends the useful life of these assets and reduces maintenance costs through improved equipment reliability.

### Project Schedule and Estimate

	2021	2022	2023	2024	2025	5 year totals
Design/Admin Fees	\$0	\$0	\$0	\$0	\$0	\$0
Right of Way	\$0	\$0	\$0	\$0	\$0	\$0
Construction/Service Fees	\$300,000	\$300,000	\$300,000	\$300,000	\$300,000	\$1,500,000
Contingency	\$0	\$0	\$0	\$0	\$0	\$0
Technology	\$0	\$0	\$0	\$0	\$0	\$0
Financing Costs (Temp Notes)	\$0	\$0	\$0	\$0	\$0	\$0
Cost of Issuance (Rev/GO Bonds)	\$0	\$0	\$0	\$0	\$0	\$0
Debt Reserve Fund (Rev Bond)	\$0	\$0	\$0	\$0	\$0	\$0
Capitalized Interest	\$0	\$0	\$0	\$0	\$0	\$0
	\$300,000	\$300,000	\$300,000	\$300,000	\$300,000	\$1,500,000

Estimated Life of Item (years):

N/A

Year of Estimate:

2019

Source of Estimate:

Staff

### Estimated Operating Cost:

This is an annual operating and maintenance program. Estimated operating cost is the total cost for this program.

### Account by Source of Financing

	2021	2022	2023	2024	2025	5 year totals
Cash	\$0	\$0	\$0	\$0	\$0	\$0
City Sales Tax	\$0	\$0	\$0	\$0	\$0	\$0
County Sales Tax	\$0	\$0	\$0	\$0	\$0	\$0
Donations	\$0	\$0	\$0	\$0	\$0	\$0
Facilities Fund	\$0	\$0	\$0	\$0	\$0	\$0
Federal Funds	\$0	\$0	\$0	\$0	\$0	\$0
Fleet Fund	\$0	\$0	\$0	\$0	\$0	\$0
G.O. Bond	\$0	\$0	\$0	\$0	\$0	\$0
IT Fund	\$0	\$0	\$0	\$0	\$0	\$0
Parking Fund	\$0	\$0	\$0	\$0	\$0	\$0
Revenue Bonds	\$0	\$0	\$0	\$0	\$0	\$0
Storm Water	\$300,000	\$300,000	\$300,000	\$300,000	\$300,000	\$1,500,000
Waste Water	\$0	\$0	\$0	\$0	\$0	\$0
Water	\$0	\$0	\$0	\$0	\$0	\$0
	\$300,000	\$300,000	\$300,000	\$300,000	\$300,000	\$1,500,000



## City of Topeka Capital Improvement Project Summary

Project Title:	<b>Storm Sewer Repair/Rehabilitation: Fairlawn 22nd Park to 28th Phase II</b>			Project Year(s):	<b>2023</b>
Dept/Div:	<b>8233063 - Stormwater Projects - CIP</b>				
Type:	<b>Repair/Replace</b>	Project Location:	<b>SW Fairlawn Rd</b>		
Category:	<b>Utilities</b>	Contact Phone:	<b>368-2903</b>		
Contact Name:	<b>Zachary Stueve</b>	Alternate Phone:			
Previous Funding:	<b>\$1,750,000</b>	Total Funding:	<b>\$3,250,000</b>	Future Funding:	<b>\$0</b>
Project # :	<b>502730.01</b>				

**Project Description:**  
**Project includes the repair/rehabilitation of the east branch of storm sewer pipe stretching from approximately 22nd Park Ave to SW 25th St along SW Fairlawn Rd. Methods may include traditional "open cut" replacement or in-situ repair.**

### Project Schedule and Estimate

	2021	2022	2023	2024	2025	5 year totals
Design/Admin Fees	\$0	\$0	\$286,344	\$0	\$0	\$286,344
Right of Way	\$0	\$0	\$7,159	\$0	\$0	\$7,159
Construction/Service Fees	\$0	\$0	\$2,401,662	\$0	\$0	\$2,401,662
Contingency	\$0	\$0	\$286,344	\$0	\$0	\$286,344
Technology	\$0	\$0	\$0	\$0	\$0	\$0
Financing Costs (Temp Notes)	\$0	\$0	\$23,275	\$0	\$0	\$23,275
Cost of Issuance (Rev/GO Bonds)	\$0	\$0	\$57,269	\$0	\$0	\$57,269
Debt Reserve Fund (Rev Bond)	\$0	\$0	\$187,948	\$0	\$0	\$187,948
Capitalized Interest	\$0	\$0	\$0	\$0	\$0	\$0
	\$0	\$0	\$3,250,000	\$0	\$0	\$3,250,000

Estimated Life of Item (years):

**100**

Year of Estimate:

**2019**

Source of Estimate:

**Staff**

### Estimated Operating Cost:

--	--

### Account by Source of Financing

	2021	2022	2023	2024	2025	5 year totals
Cash	\$0	\$0	\$0	\$0	\$0	\$0
City Sales Tax	\$0	\$0	\$0	\$0	\$0	\$0
County Sales Tax	\$0	\$0	\$0	\$0	\$0	\$0
Donations	\$0	\$0	\$0	\$0	\$0	\$0
Facilities Fund	\$0	\$0	\$0	\$0	\$0	\$0
Federal Funds	\$0	\$0	\$0	\$0	\$0	\$0
Fleet Fund	\$0	\$0	\$0	\$0	\$0	\$0
G.O. Bond	\$0	\$0	\$0	\$0	\$0	\$0
IT Fund	\$0	\$0	\$0	\$0	\$0	\$0
Parking Fund	\$0	\$0	\$0	\$0	\$0	\$0
Revenue Bonds	\$0	\$0	\$3,250,000	\$0	\$0	\$3,250,000
Storm Water	\$0	\$0	\$0	\$0	\$0	\$0
Waste Water	\$0	\$0	\$0	\$0	\$0	\$0
Water	\$0	\$0	\$0	\$0	\$0	\$0
	\$0	\$0	\$3,250,000	\$0	\$0	\$3,250,000



## City of Topeka Capital Improvement Project Summary

Project Title:	Stormwater Master Plan			Project Year(s):	2021
Dept/Div:	Stormwater				
Type:	New and Repair/Replace			Project Location:	Citywide
Category:	Utilities			Contact Phone:	368-3980
Contact Name:	Braxton Copley			Alternate Phone:	
Previous Funding:	\$0	Total Funding:	\$350,000	Future Funding:	\$0
Project # :	501074.00				

**Project Description:**  
 Utilities will be selecting a contractor through the competitive RFP process to develop a Master Plan for the Stormwater Utility. The Master Plan will need to align with the City of Topeka's Municipal Separate Storm Sewer System (MS4) National Pollutant Discharge Elimination System Permit and be consistent with the City's Stormwater Management Plan and all applicable City Codes and Policies. The Master Plan will include an analysis of the drainage basins in the City and current capacity of the stormwater conveyance system in each basin. The Master Plan will also include identification of any deficiencies in the current conveyance system including analysis of potential future deficiencies based on projections of future development. The Master Plan will identify and prioritize future projects based on the consequence of failure and the likelihood of failure. Additionally, the Stormwater Master Plan will provide recommendations for regional BMP's that reduce the total maximum daily load (TMDL) regulated pollutants from the MS4 (which may include the use of green infrastructure and Low Impact Development).

### Project Schedule and Estimate

	2021	2022	2023	2024	2025	5 year totals
Design/Admin Fees	\$350,000	\$0	\$0	\$0	\$0	\$350,000
Right of Way	\$0	\$0	\$0	\$0	\$0	\$0
Construction/Service Fees	\$0	\$0	\$0	\$0	\$0	\$0
Contingency	\$0	\$0	\$0	\$0	\$0	\$0
Technology	\$0	\$0	\$0	\$0	\$0	\$0
Financing Costs (Temp Notes)	\$0	\$0	\$0	\$0	\$0	\$0
Cost of Issuance (Rev/GO Bonds)	\$0	\$0	\$0	\$0	\$0	\$0
Debt Reserve Fund (Rev Bond)	\$0	\$0	\$0	\$0	\$0	\$0
Capitalized Interest	\$0	\$0	\$0	\$0	\$0	\$0
	\$350,000	\$0	\$0	\$0	\$0	\$350,000

Estimated Life of Item (years):

20

Year of Estimate:

2020

Source of Estimate:

Staff

### Estimated Operating Cost:

--	--

### Account by Source of Financing

	2021	2022	2023	2024	2025	5 year totals
Cash	\$0	\$0	\$0	\$0	\$0	\$0
City Sales Tax	\$0	\$0	\$0	\$0	\$0	\$0
County Sales Tax	\$0	\$0	\$0	\$0	\$0	\$0
Donations	\$0	\$0	\$0	\$0	\$0	\$0
Facilities Fund	\$0	\$0	\$0	\$0	\$0	\$0
Federal Funds	\$0	\$0	\$0	\$0	\$0	\$0
Fleet Fund	\$0	\$0	\$0	\$0	\$0	\$0
G.O. Bond	\$0	\$0	\$0	\$0	\$0	\$0
IT Fund	\$0	\$0	\$0	\$0	\$0	\$0
Parking Fund	\$0	\$0	\$0	\$0	\$0	\$0
Revenue Bonds	\$0	\$0	\$0	\$0	\$0	\$0
Storm Water	\$350,000	\$0	\$0	\$0	\$0	\$350,000
Waste Water	\$0	\$0	\$0	\$0	\$0	\$0
Water	\$0	\$0	\$0	\$0	\$0	\$0
	\$350,000	\$0	\$0	\$0	\$0	\$350,000



# Wastewater Projects



## City of Topeka Capital Improvement Project Summary

Project Title:	<b>Combined Sewer Overflow Plan</b>			Project Year(s):	<b>2019 to 2021</b>
Dept/Div:	<b>8253063 - WPC CIP Projects</b>				
Type:	<b>Repair/Replace</b>	Project Location:	<b>Citywide</b>		
Category:	<b>Utilities</b>	Contact Phone:	<b>785-368-4251</b>		
Contact Name:	<b>Michelle Neiswender</b>	Alternate Phone:			
Previous Funding:	<b>\$1,350,000</b>	Total Funding:	<b>\$2,025,000</b>	Future Funding:	<b>\$0</b>
Project # :	<b>291046.00</b>				

**Project Description:**  
 This project will include evaluation and revision of the City's Combined System Overflow (CSO) Long Term Control Plan (LTCP) for the reduction/elimination of CSOs. Previously, combined sewer systems were common and reasonable in certain municipalities, including Topeka, to collect both wastewater and stormwater in a single system. However, the combination of city expansion and the aging infrastructure has decreased the structural and performance reliability of such a system. It is anticipated that this effort will include further evaluation of the sanitary sewer collection system hydrologic and hydraulic model, levels of service, and control for the combined sanitary and storm sewer system.  
 This effort will enable the City to identify further projects needed to accomplish the required CSO reduction/elimination. Amendments to the LTCP will consider feasibility and financial capability of the City and will allow the City flexibility in the assessment of additional modifications of the LTCP as necessary. The City is obligated to reduce/eliminate CSOs under Kansas Department of Health and Environment (KDHE) regulations.

### Project Schedule and Estimate

	2021	2022	2023	2024	2025	5 year totals
Design/Admin Fees	\$675,000	\$0	\$0	\$0	\$0	\$675,000
Right of Way	\$0	\$0	\$0	\$0	\$0	\$0
Construction/Service Fees	\$0	\$0	\$0	\$0	\$0	\$0
Contingency	\$0	\$0	\$0	\$0	\$0	\$0
Technology	\$0	\$0	\$0	\$0	\$0	\$0
Financing Costs (Temp Notes)	\$0	\$0	\$0	\$0	\$0	\$0
Cost of Issuance (Rev/GO Bonds)	\$0	\$0	\$0	\$0	\$0	\$0
Debt Reserve Fund (Rev Bond)	\$0	\$0	\$0	\$0	\$0	\$0
Capitalized Interest	\$0	\$0	\$0	\$0	\$0	\$0
	<b>\$675,000</b>	<b>\$0</b>	<b>\$0</b>	<b>\$0</b>	<b>\$0</b>	<b>\$675,000</b>

Estimated Life of Item (years):

**75**

Year of Estimate:

**2019**

Source of Estimate:

**Consultant**

### Estimated Operating Cost:

Operating costs will be included in the wastewater department annual budget

### Account by Source of Financing

	2021	2022	2023	2024	2025	5 year totals
Cash	\$0	\$0	\$0	\$0	\$0	\$0
City Sales Tax	\$0	\$0	\$0	\$0	\$0	\$0
County Sales Tax	\$0	\$0	\$0	\$0	\$0	\$0
Donations	\$0	\$0	\$0	\$0	\$0	\$0
Facilities Fund	\$0	\$0	\$0	\$0	\$0	\$0
Federal Funds	\$0	\$0	\$0	\$0	\$0	\$0
Fleet Fund	\$0	\$0	\$0	\$0	\$0	\$0
G.O. Bond	\$0	\$0	\$0	\$0	\$0	\$0
IT Fund	\$0	\$0	\$0	\$0	\$0	\$0
Parking Fund	\$0	\$0	\$0	\$0	\$0	\$0
Revenue Bonds	\$0	\$0	\$0	\$0	\$0	\$0
Storm Water	\$0	\$0	\$0	\$0	\$0	\$0
Waste Water	\$675,000	\$0	\$0	\$0	\$0	\$675,000
Water	\$0	\$0	\$0	\$0	\$0	\$0
	<b>\$675,000</b>	<b>\$0</b>	<b>\$0</b>	<b>\$0</b>	<b>\$0</b>	<b>\$675,000</b>



## City of Topeka Capital Improvement Project Summary

Project Title:	North Topeka Pump Station Rehabilitation			Project Year(s):	2021
Dept/Div:	62530 - PUBLIC WORKS WASTEWATER				
Type:	Repair/Replace	Project Location:	160 NW Button Rd		
Category:	Utilities	Contact Phone:	785-368-4251		
Contact Name:	Michelle Neiswender	Alternate Phone:			
Previous Funding:	\$0	Total Funding:	\$2,846,000	Future Funding:	\$0
Project # :	291087.00				

**Project Description:**  
 The project will include the planning, design, and construction of the replacement and or rehabilitation efforts for the North Topeka Pump Station. Project will include required regulatory upgrades associated with sanitary and combined sewer overflows, modification of the wet well, pumps, controls and electrical systems and appurtenances. This is an aging buried can station hence the integrity is questionable due to large amounts of deterioration in several areas. The existing equipment has become antiquated and should be replaced with an upgraded more efficient operation system to ensure the reliability of the asset.

### Project Schedule and Estimate

	2021	2022	2023	2024	2025	5 year totals
Design/Admin Fees	\$284,600	\$0	\$0	\$0	\$0	\$284,600
Right of Way	\$0	\$0	\$0	\$0	\$0	\$0
Construction/Service Fees	\$2,222,889	\$0	\$0	\$0	\$0	\$2,222,889
Contingency	\$0	\$0	\$0	\$0	\$0	\$0
Technology	\$0	\$0	\$0	\$0	\$0	\$0
Financing Costs (Temp Notes)	\$37,612	\$0	\$0	\$0	\$0	\$37,612
Cost of Issuance (Rev/GO Bonds)	\$50,150	\$0	\$0	\$0	\$0	\$50,150
Debt Reserve Fund (Rev Bond)	\$250,749	\$0	\$0	\$0	\$0	\$250,749
Capitalized Interest	\$0	\$0	\$0	\$0	\$0	\$0
	\$2,846,000	\$0	\$0	\$0	\$0	\$2,846,000

Estimated Life of Item (years):	<b>25-50</b>	<b>Estimated Operating Cost:</b> Annual operating cost estimate based on researched estimates that were provided by Water Pollution Control Operations and Maintenance Management Staff.
Year of Estimate:	2019	
Source of Estimate:	Engineer	
Engineer		

### Account by Source of Financing

	2021	2022	2023	2024	2025	5 year totals
Cash	\$0	\$0	\$0	\$0	\$0	\$0
City Sales Tax	\$0	\$0	\$0	\$0	\$0	\$0
County Sales Tax	\$0	\$0	\$0	\$0	\$0	\$0
Donations	\$0	\$0	\$0	\$0	\$0	\$0
Facilities Fund	\$0	\$0	\$0	\$0	\$0	\$0
Federal Funds	\$0	\$0	\$0	\$0	\$0	\$0
Fleet Fund	\$0	\$0	\$0	\$0	\$0	\$0
G.O. Bond	\$0	\$0	\$0	\$0	\$0	\$0
IT Fund	\$0	\$0	\$0	\$0	\$0	\$0
Parking Fund	\$0	\$0	\$0	\$0	\$0	\$0
Revenue Bonds	\$2,846,000	\$0	\$0	\$0	\$0	\$2,846,000
Storm Water	\$0	\$0	\$0	\$0	\$0	\$0
Waste Water	\$0	\$0	\$0	\$0	\$0	\$0
Water	\$0	\$0	\$0	\$0	\$0	\$0
	\$2,846,000	\$0	\$0	\$0	\$0	\$2,846,000





## City of Topeka Capital Improvement Project Summary

Project Title:	<b>Oakland Backup Generators</b>	Project Year(s):	<b>2021</b>
Dept/Div:	<b>62530 - PUBLIC WORKS WASTEWATER</b>		
Type:	<b>New</b>	Project Location:	<b>Citywide</b>
Category:	<b>Utilities</b>	Contact Phone:	<b>785-368-4251</b>
Contact Name:	<b>Michelle Neiswender</b>	Alternate Phone:	
Previous Funding:	<b>\$0</b>	Total Funding:	<b>\$1,373,350</b>
		Future Funding:	<b>\$0</b>
Project # :	<b>291090.00</b>		

**Project Description:**  
 This project includes design and installation of self-contained emergency backup power systems for the specified process locations at the wastewater treatment plant. The backup power systems and all appurtenances may include but are not limited to, power generation, automatic transfer switch, fuel storage, and integration with the treatment plant's SCADA system. Power failures to the wastewater treatment plant could result in noncompliance due to the inability to meet regulatory treatment standards in addition to possible overflows of untreated wastewater from the Oakland WWTP. The project will include installation of an automatic transfer switch (ATS) pad and generator for the Ultraviolet Light Disinfection System. In addition, the installation of an ATS pad and generator for the digesters including design and all appurtenances is also planned.

### Project Schedule and Estimate

	2021	2022	2023	2024	2025	5 year totals
Design/Admin Fees	\$100,000	\$0	\$0	\$0	\$0	\$100,000
Right of Way	\$0	\$0	\$0	\$0	\$0	\$0
Construction/Service Fees	\$1,060,000	\$0	\$0	\$0	\$0	\$1,060,000
Contingency	\$50,000	\$0	\$0	\$0	\$0	\$50,000
Technology	\$0	\$0	\$0	\$0	\$0	\$0
Financing Costs (Temp Notes)	\$18,150	\$0	\$0	\$0	\$0	\$18,150
Cost of Issuance (Rev/GO Bonds)	\$24,200	\$0	\$0	\$0	\$0	\$24,200
Debt Reserve Fund (Rev Bond)	\$121,000	\$0	\$0	\$0	\$0	\$121,000
Capitalized Interest	\$0	\$0	\$0	\$0	\$0	\$0
	<b>\$1,373,350</b>	<b>\$0</b>	<b>\$0</b>	<b>\$0</b>	<b>\$0</b>	<b>\$1,373,350</b>

Estimated Life of Item (years):

**30**

Year of Estimate:

**2017**

Source of Estimate:

**Staff**

### Estimated Operating Cost:

Operating costs decrease due to the efficiencies achieved and provision of regulatory safeguards to continue to perform basic treatment requirements for the effluent (discharge) flows.

### Account by Source of Financing

	2021	2022	2023	2024	2025	5 year totals
Cash	\$0	\$0	\$0	\$0	\$0	\$0
City Sales Tax	\$0	\$0	\$0	\$0	\$0	\$0
County Sales Tax	\$0	\$0	\$0	\$0	\$0	\$0
Donations	\$0	\$0	\$0	\$0	\$0	\$0
Facilities Fund	\$0	\$0	\$0	\$0	\$0	\$0
Federal Funds	\$0	\$0	\$0	\$0	\$0	\$0
Fleet Fund	\$0	\$0	\$0	\$0	\$0	\$0
G.O. Bond	\$0	\$0	\$0	\$0	\$0	\$0
IT Fund	\$0	\$0	\$0	\$0	\$0	\$0
Parking Fund	\$0	\$0	\$0	\$0	\$0	\$0
Revenue Bonds	\$1,373,350	\$0	\$0	\$0	\$0	\$1,373,350
Storm Water	\$0	\$0	\$0	\$0	\$0	\$0
Waste Water	\$0	\$0	\$0	\$0	\$0	\$0
Water	\$0	\$0	\$0	\$0	\$0	\$0
	<b>\$1,373,350</b>	<b>\$0</b>	<b>\$0</b>	<b>\$0</b>	<b>\$0</b>	<b>\$1,373,350</b>



## City of Topeka Capital Improvement Project Summary

Project Title:	<b>Oakland WWTP Sludge Thickening Process Upgrade</b>			Project Year(s):	<b>2022 to 2023</b>
Dept/Div:	<b>62530 - PUBLIC WORKS WASTEWATER</b>				
Type:	<b>New</b>	Project Location:	<b>Citywide</b>		
Category:	<b>Utilities</b>	Contact Phone:	<b>785-368-4251</b>		
Contact Name:	<b>Michelle Neiswender</b>	Alternate Phone:			
Previous Funding:	<b>\$0</b>	Total Funding:	<b>\$8,612,000</b>	Future Funding:	<b>\$0</b>
Project # :	<b>291091.00</b>				

**Project Description:**  
 This project is for the design and installation of all equipment and appurtenances required to update the Thickening Process at the Oakland Wastewater Treatment Plant. The process thickens the waste activated sludge and then is pumped to the Anaerobic Digestion process. This is a key component in ensuring that the biological requirement limits of the Plant effluent discharge continue to be met. The existing system is approximately 50 years old. Due to the antiquated system both in age and technology, it is becoming more costly to continue to perform effective maintenance to ensure the most efficient process is met.

### Project Schedule and Estimate

	2021	2022	2023	2024	2025	5 year totals
Design/Admin Fees	\$0	\$450,000	\$450,000	\$0	\$0	\$900,000
Right of Way	\$0	\$0	\$0	\$0	\$0	\$0
Construction/Service Fees	\$0	\$3,040,019	\$3,040,019	\$0	\$0	\$6,080,038
Contingency	\$0	\$338,000	\$338,000	\$0	\$0	\$676,000
Technology	\$0	\$0	\$0	\$0	\$0	\$0
Financing Costs (Temp Notes)	\$0	\$57,420	\$57,420	\$0	\$0	\$114,840
Cost of Issuance (Rev/GO Bonds)	\$0	\$76,560	\$76,560	\$0	\$0	\$153,120
Debt Reserve Fund (Rev Bond)	\$0	\$344,001	\$344,001	\$0	\$0	\$688,002
Capitalized Interest	\$0	\$0	\$0	\$0	\$0	\$0
	\$0	\$4,306,000	\$4,306,000	\$0	\$0	\$8,612,000

Estimated Life of Item (years):

**50**

Year of Estimate:

**2019**

Source of Estimate:

**Engineer**

### Estimated Operating Cost:

Operating costs would decrease due to both the technological and process efficiencies.

### Account by Source of Financing

	2021	2022	2023	2024	2025	5 year totals
Cash	\$0	\$0	\$0	\$0	\$0	\$0
City Sales Tax	\$0	\$0	\$0	\$0	\$0	\$0
County Sales Tax	\$0	\$0	\$0	\$0	\$0	\$0
Donations	\$0	\$0	\$0	\$0	\$0	\$0
Facilities Fund	\$0	\$0	\$0	\$0	\$0	\$0
Federal Funds	\$0	\$0	\$0	\$0	\$0	\$0
Fleet Fund	\$0	\$0	\$0	\$0	\$0	\$0
G.O. Bond	\$0	\$0	\$0	\$0	\$0	\$0
IT Fund	\$0	\$0	\$0	\$0	\$0	\$0
Parking Fund	\$0	\$0	\$0	\$0	\$0	\$0
Revenue Bonds	\$0	\$4,306,000	\$4,306,000	\$0	\$0	\$8,612,000
Storm Water	\$0	\$0	\$0	\$0	\$0	\$0
Waste Water	\$0	\$0	\$0	\$0	\$0	\$0
Water	\$0	\$0	\$0	\$0	\$0	\$0
	\$0	\$4,306,000	\$4,306,000	\$0	\$0	\$8,612,000



## City of Topeka Capital Improvement Project Summary

Project Title:	Annual WPC Facility Rehabilitation Program			Project Year(s):	2021 to 2030
Dept/Div:	82530 - PW-WASTEWATER				
Type:	Repair/Replace	Project Location:	Citywide		
Category:	Utilities	Contact Phone:	785-368-4239		
Contact Name:	Sylvia Davis	Alternate Phone:			
Previous Funding:	\$ -	Total Funding:	\$5,000,000	Future Funding:	\$5,000,000
Project # :	291098.00				

**Project Description:**  
 This project comprises repair and/or replacement of aged and failing structures and equipment that are critical in the overall operation of the wastewater treatment process. It also includes the rehabilitation and/or repair, including but not limited to, of safety and structural integrity concerns such as roofs, HVAC/Mechanical equipment, structural facades, stairs, railings, and other wastewater facility rehabilitation. In addition repairs will be made as needed to ensure the safety and overall operation of the sanitary facilities. Project efforts will reduce maintenance procedures and costs and prolong the useful life of existing Water Pollution Control Treatment Plant facilities. State and federal regulations will continue to be met and system reliability and public health and safety will be ensured.

### Project Schedule and Estimate

	2021	2022	2023	2024	2025	5 year totals
Design/Admin Fees	\$100,000	\$100,000	\$100,000	\$100,000	\$100,000	\$500,000
Right of Way	\$0	\$0	\$0	\$0	\$0	\$0
Construction/Service Fees	\$790,000	\$790,000	\$790,000	\$790,000	\$790,000	\$3,950,000
Contingency	\$0	\$0	\$0	\$0	\$0	\$0
Technology	\$0	\$0	\$0	\$0	\$0	\$0
Financing Costs (Temp Notes)	\$13,300	\$13,300	\$13,300	\$13,300	\$13,300	\$66,500
Cost of Issuance (Rev/GO Bonds)	\$18,000	\$18,000	\$18,000	\$18,000	\$18,000	\$90,000
Debt Reserve Fund (Rev Bond)	\$78,700	\$78,700	\$78,700	\$78,700	\$78,700	\$393,500
Capitalized Interest	\$0	\$0	\$0	\$0	\$0	\$0
	\$1,000,000	\$1,000,000	\$1,000,000	\$1,000,000	\$1,000,000	\$5,000,000

Estimated Life of Item (years):

100

Year of Estimate:

2019

Source of Estimate:

Engineer

### Estimated Operating Cost:

This project will provide a net reduction in operating costs by reducing the maintenance needs of the existing deteriorated assets.

### Account by Source of Financing

	2021	2022	2023	2024	2025	5 year totals
Cash	\$0	\$0	\$0	\$0	\$0	\$0
City Sales Tax	\$0	\$0	\$0	\$0	\$0	\$0
County Sales Tax	\$0	\$0	\$0	\$0	\$0	\$0
Donations	\$0	\$0	\$0	\$0	\$0	\$0
Facilities Fund	\$0	\$0	\$0	\$0	\$0	\$0
Federal Funds	\$0	\$0	\$0	\$0	\$0	\$0
Fleet Fund	\$0	\$0	\$0	\$0	\$0	\$0
G.O. Bond	\$0	\$0	\$0	\$0	\$0	\$0
IT Fund	\$0	\$0	\$0	\$0	\$0	\$0
Parking Fund	\$0	\$0	\$0	\$0	\$0	\$0
Revenue Bonds	\$1,000,000	\$1,000,000	\$1,000,000	\$1,000,000	\$1,000,000	\$5,000,000
Storm Water	\$0	\$0	\$0	\$0	\$0	\$0
Waste Water	\$0	\$0	\$0	\$0	\$0	\$0
Water	\$0	\$0	\$0	\$0	\$0	\$0
	\$1,000,000	\$1,000,000	\$1,000,000	\$1,000,000	\$1,000,000	\$5,000,000



## City of Topeka Capital Improvement Project Summary

Project Title:	Annual Wastewater Pump Station Rehabilitation & Replacement			Project Year(s):	2021 to 2030
Dept/Div:	8253063 - WPC CIP PROJECTS				
Type:	Repair/Replace	Project Location:	Citywide		
Category:	Utilities	Contact Phone:	785-368-3122		
Contact Name:	Zach Stueve	Alternate Phone:			
Previous Funding:	\$ -	Total Funding:	\$6,000,000	Future Funding:	\$7,500,000
Project # :	291099.00				

**Project Description:**  
**This project includes but is not limited to complete or partial replacement, rehabilitation, or elimination of the pump stations in the City. It also includes all required appurtenances to provide the complete safe and consistent functionality of these assets within the City.**

### Project Schedule and Estimate

	2021	2022	2023	2024	2025	5 year totals
Design/Admin Fees	\$0	\$150,000	\$150,000	\$150,000	\$150,000	\$600,000
Right of Way	\$0	\$0	\$0	\$0	\$0	\$0
Construction/Service Fees	\$0	\$1,183,495	\$1,183,495	\$1,183,495	\$1,183,495	\$4,733,980
Contingency	\$0	\$0	\$0	\$0	\$0	\$0
Technology	\$0	\$0	\$0	\$0	\$0	\$0
Financing Costs (Temp Notes)	\$0	\$20,002	\$20,002	\$20,002	\$20,002	\$80,008
Cost of Issuance (Rev/GO Bonds)	\$0	\$26,670	\$26,670	\$26,670	\$26,670	\$106,680
Debt Reserve Fund (Rev Bond)	\$0	\$119,833	\$119,833	\$119,833	\$119,833	\$479,332
Capitalized Interest	\$0	\$0	\$0	\$0	\$0	\$0
	\$0	\$1,500,000	\$1,500,000	\$1,500,000	\$1,500,000	\$6,000,000

Estimated Life of Item (years):

25-50

Year of Estimate:

2019

Source of Estimate:

Staff

### Estimated Operating Cost:

Cost estimates are based on historical cost documentation.

### Account by Source of Financing

	2021	2022	2023	2024	2025	5 year totals
Cash	\$0	\$0	\$0	\$0	\$0	\$0
City Sales Tax	\$0	\$0	\$0	\$0	\$0	\$0
County Sales Tax	\$0	\$0	\$0	\$0	\$0	\$0
Donations	\$0	\$0	\$0	\$0	\$0	\$0
Facilities Fund	\$0	\$0	\$0	\$0	\$0	\$0
Federal Funds	\$0	\$0	\$0	\$0	\$0	\$0
Fleet Fund	\$0	\$0	\$0	\$0	\$0	\$0
G.O. Bond	\$0	\$0	\$0	\$0	\$0	\$0
IT Fund	\$0	\$0	\$0	\$0	\$0	\$0
Parking Fund	\$0	\$0	\$0	\$0	\$0	\$0
Revenue Bonds	\$0	\$1,500,000	\$1,500,000	\$1,500,000	\$1,500,000	\$6,000,000
Storm Water	\$0	\$0	\$0	\$0	\$0	\$0
Waste Water	\$0	\$0	\$0	\$0	\$0	\$0
Water	\$0	\$0	\$0	\$0	\$0	\$0
	\$0	\$1,500,000	\$1,500,000	\$1,500,000	\$1,500,000	\$6,000,000



## City of Topeka Capital Improvement Project Summary

Project Title:	<b>WPC SCADA System Upgrade</b>		Project Year(s):	<b>2020 to 2024</b>	
Dept/Div:	<b>82530 - PW - WASTEWATER</b>				
Type:	<b>Repair/Replace</b>	Project Location:	<b>Citywide</b>		
Category:	<b>Utilities</b>	Contact Phone:	<b>785-368-3122</b>		
Contact Name:	<b>Zach Stueve</b>	Alternate Phone:			
Previous Funding:	<b>\$810,000</b>	Total Funding:	<b>\$3,240,000</b>	Future Funding:	<b>\$0</b>
Project # :	<b>291100.00</b>				

**Project Description:**  
**Allows for the upgrade and standardization of the Supervisory Control and Data Acquisition (SCADA) system and necessary appurtenances associated with Water Pollution Control assets. These assets include, but are not limited to, controls at a variety of pump stations, such as the Oakland Wastewater Treatment Plant and the North Topeka wastewater Treatment Plant.**

### Project Schedule and Estimate

	2021	2022	2023	2024	2025	5 year totals
Design/Admin Fees	\$60,750	\$60,750	\$60,750	\$60,750	\$0	\$243,000
Right of Way	\$0	\$0	\$0	\$0	\$0	\$0
Construction/Service Fees	\$479,925	\$479,925	\$479,925	\$479,925	\$0	\$1,919,700
Contingency	\$0	\$0	\$0	\$0	\$0	\$0
Technology	\$0	\$0	\$0	\$0	\$0	\$0
Financing Costs (Temp Notes)	\$8,080	\$8,080	\$8,080	\$8,080	\$0	\$32,320
Cost of Issuance (Rev/GO Bonds)	\$10,935	\$10,935	\$10,935	\$10,935	\$0	\$43,740
Debt Reserve Fund (Rev Bond)	\$47,810	\$47,810	\$47,810	\$47,810	\$0	\$191,240
Capitalized Interest	\$0	\$0	\$0	\$0	\$0	\$0
	<b>\$607,500</b>	<b>\$607,500</b>	<b>\$607,500</b>	<b>\$607,500</b>	<b>\$0</b>	<b>\$2,430,000</b>

Estimated Life of Item (years):

**25-50**

Year of Estimate:

**2019**

Source of Estimate:

**Staff**

### Estimated Operating Cost:

--	--

### Account by Source of Financing

	2021	2022	2023	2024	2025	5 year totals
Cash	\$0	\$0	\$0	\$0	\$0	\$0
City Sales Tax	\$0	\$0	\$0	\$0	\$0	\$0
County Sales Tax	\$0	\$0	\$0	\$0	\$0	\$0
Donations	\$0	\$0	\$0	\$0	\$0	\$0
Facilities Fund	\$0	\$0	\$0	\$0	\$0	\$0
Federal Funds	\$0	\$0	\$0	\$0	\$0	\$0
Fleet Fund	\$0	\$0	\$0	\$0	\$0	\$0
G.O. Bond	\$0	\$0	\$0	\$0	\$0	\$0
IT Fund	\$0	\$0	\$0	\$0	\$0	\$0
Parking Fund	\$0	\$0	\$0	\$0	\$0	\$0
Revenue Bonds	\$607,500	\$607,500	\$607,500	\$607,500	\$0	\$2,430,000
Storm Water	\$0	\$0	\$0	\$0	\$0	\$0
Waste Water	\$0	\$0	\$0	\$0	\$0	\$0
Water	\$0	\$0	\$0	\$0	\$0	\$0
	<b>\$607,500</b>	<b>\$607,500</b>	<b>\$607,500</b>	<b>\$607,500</b>	<b>\$0</b>	<b>\$2,430,000</b>



## City of Topeka Capital Improvement Project Summary

Project Title:	Annual Wastewater Plant Operations Equipment & Fleet Maintenance Program			Project Year(s):	2021 to 2030
Dept/Div:	8253063 - WPC CIP Projects				
Type:	Repair/Replace	Project Location:	Water Pollution Control		
Category:	Utilities	Contact Phone:	785-368-4239		
Contact Name:	Sylvia Davis	Alternate Phone:			
Previous Funding:	\$ -	Total Funding:	\$1,500,000	Future Funding:	\$1,500,000
Project # :	291101.00				

**Project Description:**  
 The purpose of this program is to establish a capital equipment plan for the repair and replacement of City Wastewater Plant equipment and vehicles. This program will limit unexpected large capital expenditures and control the overall cost of operating and maintaining this equipment. This program also ensures that equipment does not become outdated and is maintained in a manner that extends the useful life of these assets and reduces maintenance costs through improved equipment reliability.

### Project Schedule and Estimate

	2021	2022	2023	2024	2025	5 year totals
Design/Admin Fees	\$0	\$0	\$0	\$0	\$0	\$0
Right of Way	\$0	\$0	\$0	\$0	\$0	\$0
Construction/Service Fees	\$300,000	\$300,000	\$300,000	\$300,000	\$300,000	\$1,500,000
Contingency	\$0	\$0	\$0	\$0	\$0	\$0
Technology	\$0	\$0	\$0	\$0	\$0	\$0
Financing Costs (Temp Notes)	\$0	\$0	\$0	\$0	\$0	\$0
Cost of Issuance (Rev/GO Bonds)	\$0	\$0	\$0	\$0	\$0	\$0
Debt Reserve Fund (Rev Bond)	\$0	\$0	\$0	\$0	\$0	\$0
Capitalized Interest	\$0	\$0	\$0	\$0	\$0	\$0
	\$300,000	\$300,000	\$300,000	\$300,000	\$300,000	\$1,500,000

Estimated Life of Item (years):

25-50

Year of Estimate:

2019

Source of Estimate:

Engineer

### Estimated Operating Cost:

Annual operating cost estimate is based on researched estimates provided by Water Pollution Control Operations and Maintenance Management Staff.

### Account by Source of Financing

	2021	2022	2023	2024	2025	5 year totals
Cash	\$0	\$0	\$0	\$0	\$0	\$0
City Sales Tax	\$0	\$0	\$0	\$0	\$0	\$0
County Sales Tax	\$0	\$0	\$0	\$0	\$0	\$0
Donations	\$0	\$0	\$0	\$0	\$0	\$0
Facilities Fund	\$0	\$0	\$0	\$0	\$0	\$0
Federal Funds	\$0	\$0	\$0	\$0	\$0	\$0
Fleet Fund	\$0	\$0	\$0	\$0	\$0	\$0
G.O. Bond	\$0	\$0	\$0	\$0	\$0	\$0
IT Fund	\$0	\$0	\$0	\$0	\$0	\$0
Parking Fund	\$0	\$0	\$0	\$0	\$0	\$0
Revenue Bonds	\$0	\$0	\$0	\$0	\$0	\$0
Storm Water	\$0	\$0	\$0	\$0	\$0	\$0
Waste Water	\$300,000	\$300,000	\$300,000	\$300,000	\$300,000	\$1,500,000
Water	\$0	\$0	\$0	\$0	\$0	\$0
	\$300,000	\$300,000	\$300,000	\$300,000	\$300,000	\$1,500,000



## City of Topeka Capital Improvement Project Summary

Project Title:	Annual Inflow & Infiltration Program		Project Year(s):	2021 to 2030	
Dept/Div:	8253063 - WPC CIP Projects				
Type:	Repair/Replace	Project Location:	Citywide		
Category:	Utilities	Contact Phone:	785-368-4251		
Contact Name:	Michelle Neiswender	Alternate Phone:			
Previous Funding:	\$ -	Total Funding:	\$2,500,000	Future Funding:	\$2,500,000
Project # :	291102.00				

**Project Description:**  
**Inflow and Infiltration (I and I) projects are designed to clean, repair, and/or replace damaged or inoperative manholes and sewer lines in order to prevent ground water and tree roots from infiltrating the Sanitary Sewer System. This program aids in the elimination of excess water in the system that can cause overflows, sewer line backups, and contamination of waterways. This program provides preventative maintenance of the sewer lines that helps to extend the life of the assets, decrease operation and maintenance costs, and identify system assets that may be close to imminent failure and in need of a larger scale replacement. Projects in this program have a total project cost of less than \$100,000.**

### Project Schedule and Estimate

	2021	2022	2023	2024	2025	5 year totals
Design/Admin Fees	\$50,000	\$50,000	\$50,000	\$50,000	\$50,000	\$250,000
Right of Way	\$0	\$0	\$0	\$0	\$0	\$0
Construction/Service Fees	\$450,000	\$450,000	\$450,000	\$450,000	\$450,000	\$2,250,000
Contingency	\$0	\$0	\$0	\$0	\$0	\$0
Technology	\$0	\$0	\$0	\$0	\$0	\$0
Financing Costs (Temp Notes)	\$0	\$0	\$0	\$0	\$0	\$0
Cost of Issuance (Rev/GO Bonds)	\$0	\$0	\$0	\$0	\$0	\$0
Debt Reserve Fund (Rev Bond)	\$0	\$0	\$0	\$0	\$0	\$0
Capitalized Interest	\$0	\$0	\$0	\$0	\$0	\$0
	\$500,000	\$500,000	\$500,000	\$500,000	\$500,000	\$2,500,000

Estimated Life of Item (years):

40-80

Year of Estimate:

2014

Source of Estimate:

Staff

### Estimated Operating Cost:

This is an annual operating and maintenance program. Estimated operating cost is the total cost for this program.

WPC 2013 Prevention Maintenance - cost per foot: \$0.52.

WPC 2013 Corrective Maintenance - cost per foot: \$1.31

### Account by Source of Financing

	2021	2022	2023	2024	2025	5 year totals
Cash	\$0	\$0	\$0	\$0	\$0	\$0
City Sales Tax	\$0	\$0	\$0	\$0	\$0	\$0
County Sales Tax	\$0	\$0	\$0	\$0	\$0	\$0
Donations	\$0	\$0	\$0	\$0	\$0	\$0
Facilities Fund	\$0	\$0	\$0	\$0	\$0	\$0
Federal Funds	\$0	\$0	\$0	\$0	\$0	\$0
Fleet Fund	\$0	\$0	\$0	\$0	\$0	\$0
G.O. Bond	\$0	\$0	\$0	\$0	\$0	\$0
IT Fund	\$0	\$0	\$0	\$0	\$0	\$0
Parking Fund	\$0	\$0	\$0	\$0	\$0	\$0
Revenue Bonds	\$0	\$0	\$0	\$0	\$0	\$0
Storm Water	\$0	\$0	\$0	\$0	\$0	\$0
Waste Water	\$500,000	\$500,000	\$500,000	\$500,000	\$500,000	\$2,500,000
Water	\$0	\$0	\$0	\$0	\$0	\$0
	\$500,000	\$500,000	\$500,000	\$500,000	\$500,000	\$2,500,000



## City of Topeka Capital Improvement Project Summary

Project Title:	<b>Annual Wastewater Lining &amp; Replacement Program</b>			Project Year(s):	<b>2021 to 2030</b>
Dept/Div:	<b>Wastewater</b>				
Type:	<b>Repair/Replace</b>	Project Location:	<b>City Wide</b>		
Category:	<b>Utilities</b>	Contact Phone:	<b>368-4251</b>		
Contact Name:	<b>Michelle Neiswender</b>	Alternate Phone:			
Previous Funding:	\$ -	Total Funding:	<b>\$24,000,000</b>	Future Funding:	<b>\$32,500,000</b>
Project # :	<b>291103.00</b>				

**Project Description:**  
Sanitary sewer main line replacement and rehabilitation projects focus on sewer lining and/or replacement of pipes and related structures in an effort to reduce the capital and operation costs associated with these assets. The Environmental Protection Agency required inflow and infiltration elimination requirements are also addressed. Individual projects may be combined in groups or administered separately as deemed necessary. Rate increase allowed for additional funding of sanitary sewer replacement and rehabilitation. Funds are expected to be allocated among three sanitary sewer main programs based on the needs of the system.

### Project Schedule and Estimate

	2021	2022	2023	2024	2025	5 year totals
<b>Design/Admin Fees</b>	\$220,264	\$308,370	\$528,634	\$528,634	\$528,634	\$2,114,536
<b>Right of Way</b>	\$0	\$0	\$0	\$0	\$0	\$0
<b>Construction/Service Fees</b>	\$1,784,142	\$2,497,797	\$4,281,939	\$4,281,939	\$4,281,939	\$17,127,756
<b>Contingency</b>	\$198,237	\$277,533	\$475,771	\$475,771	\$475,771	\$1,903,083
<b>Technology</b>	\$0	\$0	\$0	\$0	\$0	\$0
<b>Financing Costs (Temp Notes)</b>	\$33,040	\$46,256	\$79,295	\$79,295	\$79,295	\$317,181
<b>Cost of Issuance (Rev/GO Bonds)</b>	\$44,053	\$61,674	\$105,727	\$105,727	\$105,727	\$422,908
<b>Debt Reserve Fund (Rev Bond)</b>	\$220,264	\$308,370	\$528,634	\$528,634	\$528,634	\$2,114,536
<b>Capitalized Interest</b>	\$0	\$0	\$0	\$0	\$0	\$0
	<b>\$2,500,000</b>	<b>\$3,500,000</b>	<b>\$6,000,000</b>	<b>\$6,000,000</b>	<b>\$6,000,000</b>	<b>\$24,000,000</b>

Estimated Life of Item (years):

**100**

Year of Estimate:

**2019**

Source of Estimate:

**Staff**

### Estimated Operating Cost:

By replacing or rehabilitating (including lining) existing aging sanitary sewer infrastructure, the program will save operational costs to maintain the collection system.

### Account by Source of Financing

	2021	2022	2023	2024	2025	5 year totals
<b>Cash</b>	\$0	\$0	\$0	\$0	\$0	\$0
<b>City Sales Tax</b>	\$0	\$0	\$0	\$0	\$0	\$0
<b>County Sales Tax</b>	\$0	\$0	\$0	\$0	\$0	\$0
<b>Donations</b>	\$0	\$0	\$0	\$0	\$0	\$0
<b>Facilities Fund</b>	\$0	\$0	\$0	\$0	\$0	\$0
<b>Federal Funds</b>	\$0	\$0	\$0	\$0	\$0	\$0
<b>Fleet Fund</b>	\$0	\$0	\$0	\$0	\$0	\$0
<b>G.O. Bond</b>	\$0	\$0	\$0	\$0	\$0	\$0
<b>IT Fund</b>	\$0	\$0	\$0	\$0	\$0	\$0
<b>Parking Fund</b>	\$0	\$0	\$0	\$0	\$0	\$0
<b>Revenue Bonds</b>	\$2,500,000	\$3,500,000	\$6,000,000	\$6,000,000	\$6,000,000	\$24,000,000
<b>Storm Water</b>	\$0	\$0	\$0	\$0	\$0	\$0
<b>Waste Water</b>	\$0	\$0	\$0	\$0	\$0	\$0
<b>Water</b>	\$0	\$0	\$0	\$0	\$0	\$0
	<b>\$2,500,000</b>	<b>\$3,500,000</b>	<b>\$6,000,000</b>	<b>\$6,000,000</b>	<b>\$6,000,000</b>	<b>\$24,000,000</b>





## City of Topeka Capital Improvement Project Summary

Project Title:	<b>Annual Sanitary Sewer Interceptor Maintenance &amp; Rehabilitation Program</b>			Project Year(s):	<b>2021 to 2030</b>
Dept/Div:	<b>Wastewater</b>				
Type:	<b>Repair/Replace</b>	Project Location:	<b>City Wide</b>		
Category:	<b>Utilities</b>	Contact Phone:	<b>368-4251</b>		
Contact Name:	<b>Michelle Neiswender</b>	Alternate Phone:			
Previous Funding:	\$ -	Total Funding:	<b>\$18,500,000</b>	Future Funding:	<b>\$7,500,000</b>
Project # :	<b>291104.00</b>				

**Project Description:**  
 This program includes necessary system evaluations to determine preliminary design and potential rehabilitation strategies to implement for the sanitary interceptor sewer system. This replacement and rehabilitation program improves the integrity of our sanitary infrastructure as well as ensures that required regulatory compliances are met. Individual projects may be combined in groups or administered separately as deemed necessary. These actions will support compliance with Federal and State regulatory standards for Combined Sewer Overflow impact removal of source water from sanitary sewer systems through the identification and planning effort for mitigating or eliminating inflow of stormwater, ground water and root infiltration.

### Project Schedule and Estimate

	2021	2022	2023	2024	2025	5 year totals
<b>Design/Admin Fees</b>	\$220,264	\$132,158	\$217,545	\$543,863	\$660,792	\$1,774,623
<b>Right of Way</b>	\$0	\$0	\$0	\$0	\$0	\$0
<b>Construction/Service Fees</b>	\$1,784,142	\$1,070,485	\$1,348,781	\$3,371,952	\$5,352,424	\$12,927,783
<b>Contingency</b>	\$198,237	\$118,942	\$195,789	\$489,471	\$594,713	\$1,597,152
<b>Technology</b>	\$0	\$0	\$0	\$0	\$0	\$0
<b>Financing Costs (Temp Notes)</b>	\$33,040	\$19,824	\$26,432	\$66,079	\$99,119	\$244,494
<b>Cost of Issuance (Rev/GO Bonds)</b>	\$44,053	\$26,432	\$35,242	\$88,106	\$132,159	\$325,992
<b>Debt Reserve Fund (Rev Bond)</b>	\$220,264	\$132,159	\$176,211	\$440,529	\$660,793	\$1,629,956
<b>Capitalized Interest</b>	\$0	\$0	\$0	\$0	\$0	\$0
	<b>\$2,500,000</b>	<b>\$1,500,000</b>	<b>\$2,000,000</b>	<b>\$5,000,000</b>	<b>\$7,500,000</b>	<b>\$18,500,000</b>

Estimated Life of Item (years):

**100**

Year of Estimate:

**2019**

Source of Estimate:

**Staff**

### Estimated Operating Cost:

By replacing or rehabilitating (including lining) existing aging sanitary sewer infrastructure, the program will save operational costs to maintain the collection system.

### Account by Source of Financing

	2021	2022	2023	2024	2025	5 year totals
<b>Cash</b>	\$0	\$0	\$0	\$0	\$0	\$0
<b>City Sales Tax</b>	\$0	\$0	\$0	\$0	\$0	\$0
<b>County Sales Tax</b>	\$0	\$0	\$0	\$0	\$0	\$0
<b>Donations</b>	\$0	\$0	\$0	\$0	\$0	\$0
<b>Facilities Fund</b>	\$0	\$0	\$0	\$0	\$0	\$0
<b>Federal Funds</b>	\$0	\$0	\$0	\$0	\$0	\$0
<b>Fleet Fund</b>	\$0	\$0	\$0	\$0	\$0	\$0
<b>G.O. Bond</b>	\$0	\$0	\$0	\$0	\$0	\$0
<b>IT Fund</b>	\$0	\$0	\$0	\$0	\$0	\$0
<b>Parking Fund</b>	\$0	\$0	\$0	\$0	\$0	\$0
<b>Revenue Bonds</b>	\$2,500,000	\$1,500,000	\$2,000,000	\$5,000,000	\$7,500,000	\$18,500,000
<b>Storm Water</b>	\$0	\$0	\$0	\$0	\$0	\$0
<b>Waste Water</b>	\$0	\$0	\$0	\$0	\$0	\$0
<b>Water</b>	\$0	\$0	\$0	\$0	\$0	\$0
	<b>\$2,500,000</b>	<b>\$1,500,000</b>	<b>\$2,000,000</b>	<b>\$5,000,000</b>	<b>\$7,500,000</b>	<b>\$18,500,000</b>



## City of Topeka Capital Improvement Project Summary

Project Title:	<b>Annual Sanitary Sewer Force Main Replacement Program</b>			Project Year(s):	<b>2021 to 2025</b>
Dept/Div:	<b>Wastewater</b>				
Type:	<b>Repair/Replace</b>	Project Location:	<b>City Wide</b>		
Category:	<b>Utilities</b>	Contact Phone:	<b>369-4251</b>		
Contact Name:	<b>Michelle Neiswender</b>	Alternate Phone:			
Previous Funding:	<b>\$0</b>	Total Funding:	<b>\$25,500,000</b>	Future Funding:	<b>\$0</b>
Project # :	<b>291105.00</b>				

**Project Description:**  
 This program includes necessary system evaluations to determine design and rehabilitation and or replacement strategies to implement for sanitary force mains. This replacement and rehabilitation program improves the integrity and efficiency of the City's sanitary infrastructure as well as ensuring compliance with regulatory standards. Individual projects may be combined in groups or administered separately as deemed necessary. These actions will support compliance with the Federal and State regulatory standards of the Clean Water Act.

### Project Schedule and Estimate

	2021	2022	2023	2024	2025	5 year totals
Design/Admin Fees	\$440,528	\$352,422	\$528,634	\$440,528	\$484,581	\$2,246,693
Right of Way	\$0	\$0	\$0	\$0	\$0	\$0
Construction/Service Fees	\$3,568,283	\$2,854,627	\$4,281,939	\$3,568,283	\$3,925,112	\$18,198,244
Contingency	\$396,475	\$317,180	\$475,771	\$396,475	\$436,123	\$2,022,024
Technology	\$0	\$0	\$0	\$0	\$0	\$0
Financing Costs (Temp Notes)	\$66,079	\$52,863	\$79,295	\$66,079	\$72,687	\$337,003
Cost of Issuance (Rev/GO Bonds)	\$88,106	\$70,485	\$105,727	\$88,106	\$96,916	\$449,340
Debt Reserve Fund (Rev Bond)	\$440,529	\$352,423	\$528,634	\$440,529	\$484,581	\$2,246,696
Capitalized Interest	\$0	\$0	\$0	\$0	\$0	\$0
	<b>\$5,000,000</b>	<b>\$4,000,000</b>	<b>\$6,000,000</b>	<b>\$5,000,000</b>	<b>\$5,500,000</b>	<b>\$25,500,000</b>

Estimated Life of Item (years):

**50**

Year of Estimate:

**2019**

Source of Estimate:

**Staff**

### Estimated Operating Cost:

By replacing or rehabilitating the existing aging sanitary sewer infrastructure, the program will save operational costs to maintain the collection system.

### Account by Source of Financing

	2021	2022	2023	2024	2025	5 year totals
Cash	\$0	\$0	\$0	\$0	\$0	\$0
City Sales Tax	\$0	\$0	\$0	\$0	\$0	\$0
County Sales Tax	\$0	\$0	\$0	\$0	\$0	\$0
Donations	\$0	\$0	\$0	\$0	\$0	\$0
Facilities Fund	\$0	\$0	\$0	\$0	\$0	\$0
Federal Funds	\$0	\$0	\$0	\$0	\$0	\$0
Fleet Fund	\$0	\$0	\$0	\$0	\$0	\$0
G.O. Bond	\$0	\$0	\$0	\$0	\$0	\$0
IT Fund	\$0	\$0	\$0	\$0	\$0	\$0
Parking Fund	\$0	\$0	\$0	\$0	\$0	\$0
Revenue Bonds	\$5,000,000	\$4,000,000	\$6,000,000	\$5,000,000	\$5,500,000	\$25,500,000
Storm Water	\$0	\$0	\$0	\$0	\$0	\$0
Waste Water	\$0	\$0	\$0	\$0	\$0	\$0
Water	\$0	\$0	\$0	\$0	\$0	\$0
	<b>\$5,000,000</b>	<b>\$4,000,000</b>	<b>\$6,000,000</b>	<b>\$5,000,000</b>	<b>\$5,500,000</b>	<b>\$25,500,000</b>



## City of Topeka Capital Improvement Project Summary

Project Title:	North Topeka WWTP Nutrient Removal			Project Year(s):	2021
Dept/Div:					
Type:	New	Project Location:	1600 N. Button Rd		
Category:	Utilities	Contact Phone:	368-4251		
Contact Name:	Michelle Neiswender	Alternate Phone:			
Previous Funding:	\$0	Total Funding:	\$6,363,627	Future Funding:	\$0
Project # :	291106.00				

**Project Description:**  
 The project will consist of the development of a facility plan to identify required improvements to bring the North Topeka Waste Water Treatment Plant into compliance with the new nutrient effluent limits under the new NPDES (National Pollutant Discharge Elimination System) permit administered by the Kansas Department of Health and Environment. The project will also include the design and construction of all improvements identified in the facility plan that is developed. The current capabilities of the treatment plant do not meet the new more stringent State and Federal regulatory requirements.

### Project Schedule and Estimate

	2021	2022	2023	2024	2025	5 year totals
Design/Admin Fees	\$600,000	\$0	\$0	\$0	\$0	\$600,000
Right of Way	\$0	\$0	\$0	\$0	\$0	\$0
Construction/Service Fees	\$4,581,720	\$0	\$0	\$0	\$0	\$4,581,720
Contingency	\$425,000	\$0	\$0	\$0	\$0	\$425,000
Technology	\$0	\$0	\$0	\$0	\$0	\$0
Financing Costs (Temp Notes)	\$84,101	\$0	\$0	\$0	\$0	\$84,101
Cost of Issuance (Rev/GO Bonds)	\$112,134	\$0	\$0	\$0	\$0	\$112,134
Debt Reserve Fund (Rev Bond)	\$560,672	\$0	\$0	\$0	\$0	\$560,672
Capitalized Interest	\$0	\$0	\$0	\$0	\$0	\$0
	\$6,363,627	\$0	\$0	\$0	\$0	\$6,363,627

Estimated Life of Item (years):

25-50

Year of Estimate:

2019

Source of Estimate:

Engineer

### Estimated Operating Cost:

--	--

### Account by Source of Financing

	2021	2022	2023	2024	2025	5 year totals
Cash	\$0	\$0	\$0	\$0	\$0	\$0
City Sales Tax	\$0	\$0	\$0	\$0	\$0	\$0
County Sales Tax	\$0	\$0	\$0	\$0	\$0	\$0
Donations	\$0	\$0	\$0	\$0	\$0	\$0
Facilities Fund	\$0	\$0	\$0	\$0	\$0	\$0
Federal Funds	\$0	\$0	\$0	\$0	\$0	\$0
Fleet Fund	\$0	\$0	\$0	\$0	\$0	\$0
G.O. Bond	\$0	\$0	\$0	\$0	\$0	\$0
IT Fund	\$0	\$0	\$0	\$0	\$0	\$0
Parking Fund	\$0	\$0	\$0	\$0	\$0	\$0
Revenue Bonds	\$6,363,627	\$0	\$0	\$0	\$0	\$6,363,627
Storm Water	\$0	\$0	\$0	\$0	\$0	\$0
Waste Water	\$0	\$0	\$0	\$0	\$0	\$0
Water	\$0	\$0	\$0	\$0	\$0	\$0
	\$6,363,627	\$0	\$0	\$0	\$0	\$6,363,627



## City of Topeka Capital Improvement Project Summary

Project Title:	<b>Neighborhood Infrastructure Program 2021</b>			Project Year(s):	<b>2021 to 2030</b>
Dept/Div:	<b>PUBLIC WORKS</b>				
Type:	<b>New and Repair/Replace</b>	Project Location:	<b>Various Locations</b>		
Category:	<b>Neighborhoods</b>	Contact Phone:	<b>368-3842</b>		
Contact Name:	<b>Linda Voss/Sasha Haehn</b>	Alternate Phone:			
Previous Funding:	<b>\$0</b>	Total Funding:	<b>\$10,900,000</b>	Future Funding:	<b>\$10,900,000</b>
Project #:	<b>601119.00</b>				

**Project Description:**  
**This program is a component of the Stages of Resource Targeting program (SORT). The City generally targets a majority of Neighborhood Relation's resources in one redevelopment area or neighborhood per year. The neighborhood infrastructure piece includes improvements such as rebuilding deteriorated streets, curb/gutter, alleys and sidewalks. Included is a funding component for the replacement of wastewater structures that are impacted by the improvements. These funds are leveraged with the Community Development Block Grant (CDBG) and HOME Investment Partnership funds that are utilized for housing rehabilitation and construction (\$300,000).**

### Project Schedule and Estimate

	2021	2022	2023	2024	2025	5 year totals
Design/Admin Fees	\$100,000	\$100,000	\$100,000	\$100,000	\$100,000	\$500,000
Right of Way	\$0	\$0	\$0	\$0	\$0	\$0
Construction/Service Fees	\$1,972,512	\$1,972,512	\$1,972,512	\$1,972,512	\$1,972,512	\$9,862,560
Contingency	\$50,000	\$50,000	\$50,000	\$50,000	\$50,000	\$250,000
Technology	\$0	\$0	\$0	\$0	\$0	\$0
Financing Costs (Temp Notes)	\$24,638	\$24,638	\$24,638	\$24,638	\$24,638	\$123,190
Cost of Issuance (Rev/GO Bonds)	\$32,850	\$32,850	\$32,850	\$32,850	\$32,850	\$164,250
Debt Reserve Fund (Rev Bond)	\$0	\$0	\$0	\$0	\$0	\$0
Capitalized Interest	\$0	\$0	\$0	\$0	\$0	\$0
	<b>\$2,180,000</b>	<b>\$2,180,000</b>	<b>\$2,180,000</b>	<b>\$2,180,000</b>	<b>\$2,180,000</b>	<b>\$10,900,000</b>

Estimated Life of Item (years):

**30 Years**

Year of Estimate:

**2019**

Source of Estimate:

**Staff**

### Estimated Operating Cost:

The funding for street repair work is primarily Motor Fuel Tax. This project should reduce operating costs by improving deteriorated infrastructure elements.

### Account by Source of Financing

	2021	2022	2023	2024	2025	5 year totals
Cash	\$0	\$0	\$0	\$0	\$0	\$0
City Sales Tax	\$0	\$0	\$0	\$0	\$0	\$0
County Sales Tax	\$0	\$0	\$0	\$0	\$0	\$0
Donations	\$0	\$0	\$0	\$0	\$0	\$0
Facilities Fund	\$0	\$0	\$0	\$0	\$0	\$0
Federal Funds	\$330,000	\$330,000	\$330,000	\$330,000	\$330,000	\$1,650,000
Fleet Fund	\$0	\$0	\$0	\$0	\$0	\$0
G.O. Bond	\$1,700,000	\$1,700,000	\$1,700,000	\$1,700,000	\$1,700,000	\$8,500,000
IT Fund	\$0	\$0	\$0	\$0	\$0	\$0
Parking Fund	\$0	\$0	\$0	\$0	\$0	\$0
Revenue Bonds	\$0	\$0	\$0	\$0	\$0	\$0
Storm Water	\$0	\$0	\$0	\$0	\$0	\$0
Waste Water	\$150,000	\$150,000	\$150,000	\$150,000	\$150,000	\$750,000
Water	\$0	\$0	\$0	\$0	\$0	\$0
	<b>\$2,180,000</b>	<b>\$2,180,000</b>	<b>\$2,180,000</b>	<b>\$2,180,000</b>	<b>\$2,180,000</b>	<b>\$10,900,000</b>



# Water Projects



# City of Topeka Capital Improvement Project Summary

Project Title:	Annual Water Main Replacement Program		Project Year(s):	2021 to 2030	
Dept/Div:	8213063 - WA CIP PROJECTS				
Type:	Repair/Replace	Project Location:	Citywide		
Category:	Utilities	Contact Phone:	785-368-2448		
Contact Name:	Duncan Theuri	Alternate Phone:			
Previous Funding:	\$ -	Total Funding:	\$33,000,000	Future Funding:	\$37,500,000
Project # :	201205.00				

**Project Description:**  
**The Water Main Replacement Program focuses on restoring mains located in areas with extensive break and repair history. In recent years, water main breaks have become more prevalent due to the aging infrastructure. Based on historic studies and experience in the United States, the average useful life for water mains range between 75-100 years, depending upon local (soil and environmental) conditions. Beyond this period, failure is imminent. Topeka's water distribution system consists of nearly 890 miles of transmission and neighborhood distribution water mains, ranging in size from 2 to 48 inches in diameter. Assuming the optimal asset life span of 100 years, an annual replacement program approaching eight plus (8.0 ) miles per year is required to mitigate continued progressive water main break rates. Replacement program efforts will also focus on needed replacements associated with half cent sales tax and other priority street improvement projects to be implemented by the City Engineering Division.**

### Project Schedule and Estimate

	2021	2022	2023	2024	2025	5 year totals
Design/Admin Fees	\$572,687	\$572,687	\$572,687	\$572,687	\$616,740	\$2,907,489
Right of Way	\$14,317	\$14,317	\$14,317	\$14,317	\$15,419	\$72,687
Construction/Service Fees	\$5,139,868	\$5,139,868	\$5,139,868	\$5,139,868	\$5,535,242	\$26,094,714
Contingency	\$0	\$0	\$0	\$0	\$0	\$0
Technology	\$0	\$0	\$0	\$0	\$0	\$0
Financing Costs (Temp Notes)	\$85,903	\$85,903	\$85,903	\$85,903	\$92,511	\$436,123
Cost of Issuance (Rev/GO Bonds)	\$114,537	\$114,537	\$114,537	\$114,537	\$123,348	\$581,498
Debt Reserve Fund (Rev Bond)	\$572,687	\$572,687	\$572,687	\$572,687	\$616,740	\$2,907,489
Capitalized Interest	\$0	\$0	\$0	\$0	\$0	\$0
	\$6,500,000	\$6,500,000	\$6,500,000	\$6,500,000	\$7,000,000	\$33,000,000

Estimated Life of Item (years):  
**75-100**  
 Year of Estimate:  
**2019**  
 Source of Estimate:  
**Engineer**

**Estimated Operating Cost:**  
**By replacing existing aging water main, the replacement program will save operational costs to maintain the water distribution system.**

### Account by Source of Financing

	2021	2022	2023	2024	2025	5 year totals
Cash	\$0	\$0	\$0	\$0	\$0	\$0
City Sales Tax	\$0	\$0	\$0	\$0	\$0	\$0
County Sales Tax	\$0	\$0	\$0	\$0	\$0	\$0
Donations	\$0	\$0	\$0	\$0	\$0	\$0
Facilities Fund	\$0	\$0	\$0	\$0	\$0	\$0
Federal Funds	\$0	\$0	\$0	\$0	\$0	\$0
Fleet Fund	\$0	\$0	\$0	\$0	\$0	\$0
G.O. Bond	\$0	\$0	\$0	\$0	\$0	\$0
IT Fund	\$0	\$0	\$0	\$0	\$0	\$0
Parking Fund	\$0	\$0	\$0	\$0	\$0	\$0
Revenue Bonds	\$6,500,000	\$6,500,000	\$6,500,000	\$6,500,000	\$7,000,000	\$33,000,000
Storm Water	\$0	\$0	\$0	\$0	\$0	\$0
Waste Water	\$0	\$0	\$0	\$0	\$0	\$0
Water	\$0	\$0	\$0	\$0	\$0	\$0
	\$6,500,000	\$6,500,000	\$6,500,000	\$6,500,000	\$7,000,000	\$33,000,000



## City of Topeka Capital Improvement Project Summary

Project Title:	Disinfection Modification		Project Year(s):	2024	
Dept/Div:	8213063 - WA CIP Projects				
Type:	New	Project Location:	Water Treatment Plant		
Category:	Utilities	Contact Phone:	785-368-2448		
Contact Name:	Duncan Theuri	Alternate Phone:			
Previous Funding:	\$0	Total Funding:	\$14,725,000	Future Funding:	\$0
Project # :	281037.00				

**Project Description:**  
 Chlorine has been added to drinking water for over 100 years to kill potentially dangerous microorganisms and make water safe to drink. It has been discovered that by-products (referred to as TTHM's and HAAs) are created by the reaction between the chlorine and naturally occurring organic material in the water. The Environmental Protection Agency (EPA) has determined the possibility exists that some people who drink water containing high levels of TTHMs and HAAs over a lifetime may have increased risk of getting cancer. Because of this potential, the EPA established two stages for implementation of regulations intended to reduce these levels. The Water Utility has been testing for HAAs for over 10 years, and with some inexpensive adjustments in the treatment processes have been able to maintain compliance. However, with the Stage II Regulations beginning April 1, 2012, the number of sample locations and calculation methods have changed such that we would have been in violation during those prior 10 years. As a result, a detailed study was made of alternative methods and costs to assure compliance with the new requirements. If the requirements for cryptosporidium should affect the city's water, additional treatment would be necessary. Disinfection modifications will be made to mitigate the production of the mentioned chlorine disinfection byproducts, treat for taste and odor compounds, and treat for cyanotoxins.

### Project Schedule and Estimate

	2021	2022	2023	2024	2025	5 year totals
Design/Admin Fees	\$0	\$0	\$0	\$350,000	\$0	\$350,000
Right of Way	\$0	\$0	\$0	\$0	\$0	\$0
Construction/Service Fees	\$0	\$0	\$0	\$12,000,000	\$0	\$12,000,000
Contingency	\$0	\$0	\$0	\$623,568	\$0	\$623,568
Technology	\$0	\$0	\$0	\$0	\$0	\$0
Financing Costs (Temp Notes)	\$0	\$0	\$0	\$194,604	\$0	\$194,604
Cost of Issuance (Rev/GO Bonds)	\$0	\$0	\$0	\$259,471	\$0	\$259,471
Debt Reserve Fund (Rev Bond)	\$0	\$0	\$0	\$1,297,357	\$0	\$1,297,357
Capitalized Interest	\$0	\$0	\$0	\$0	\$0	\$0
	\$0	\$0	\$0	\$14,725,000	\$0	\$14,725,000

Estimated Life of Item (years):

20-50

Year of Estimate:

2018

Source of Estimate:

Consultant Engineer

### Estimated Operating Cost:

Annual estimated operating cost will be included in operating budget for the Water Treatment Facility. Estimate of cost is based on results of a detailed Engineering Study.

### Account by Source of Financing

	2021	2022	2023	2024	2025	5 year totals
Cash	\$0	\$0	\$0	\$0	\$0	\$0
City Sales Tax	\$0	\$0	\$0	\$0	\$0	\$0
County Sales Tax	\$0	\$0	\$0	\$0	\$0	\$0
Donations	\$0	\$0	\$0	\$0	\$0	\$0
Facilities Fund	\$0	\$0	\$0	\$0	\$0	\$0
Federal Funds	\$0	\$0	\$0	\$0	\$0	\$0
Fleet Fund	\$0	\$0	\$0	\$0	\$0	\$0
G.O. Bond	\$0	\$0	\$0	\$0	\$0	\$0
IT Fund	\$0	\$0	\$0	\$0	\$0	\$0
Parking Fund	\$0	\$0	\$0	\$0	\$0	\$0
Revenue Bonds	\$0	\$0	\$0	\$14,725,000	\$0	\$14,725,000
Storm Water	\$0	\$0	\$0	\$0	\$0	\$0
Waste Water	\$0	\$0	\$0	\$0	\$0	\$0
Water	\$0	\$0	\$0	\$0	\$0	\$0
	\$0	\$0	\$0	\$14,725,000	\$0	\$14,725,000



## City of Topeka Capital Improvement Project Summary

Project Title:	Southeast Zone Improvements & Optimizations			Project Year(s):	2024
Dept/Div:	8213063 - WA CIP Projects				
Type:	New and Repair/Replace	Project Location:	Citywide		
Category:	Utilities	Contact Phone:	785-368-0152		
Contact Name:	Duncan Theuri	Alternate Phone:			
Previous Funding:	\$0	Total Funding:	\$1,548,000	Future Funding:	\$0
Project # :	281162.00				

**Project Description:**  
**Projects under this program were identified under the 2017 Water Distribution System Master Plan. Projects under this program will replace transmission mains, construct new lines, and upsize existing lines to improve hydraulic characteristics for the Southeast Pressure Zone. Improvements to the transmission system will include creating looped water lines in an effort to improve water distribution and fire protection.**

### Project Schedule and Estimate

	2021	2022	2023	2024	2025	5 year totals
Design/Admin Fees	\$0	\$0	\$0	\$115,000	\$0	\$115,000
Right of Way	\$0	\$0	\$0	\$0	\$0	\$0
Construction/Service Fees	\$0	\$0	\$0	\$1,150,000	\$0	\$1,150,000
Contingency	\$0	\$0	\$0	\$98,876	\$0	\$98,876
Technology	\$0	\$0	\$0	\$0	\$0	\$0
Financing Costs (Temp Notes)	\$0	\$0	\$0	\$20,458	\$0	\$20,458
Cost of Issuance (Rev/GO Bonds)	\$0	\$0	\$0	\$27,278	\$0	\$27,278
Debt Reserve Fund (Rev Bond)	\$0	\$0	\$0	\$136,388	\$0	\$136,388
Capitalized Interest	\$0	\$0	\$0	\$0	\$0	\$0
	\$0	\$0	\$0	\$1,548,000	\$0	\$1,548,000

Estimated Life of Item (years):

75-100

Year of Estimate:

2017

Source of Estimate:

Consultant Engineer

### Estimated Operating Cost:

Annual estimated operating cost will be included in operating budget for Water Distribution. Estimate of cost is based on results of a detailed Engineering Study and past bid prices.

### Account by Source of Financing

	2021	2022	2023	2024	2025	5 year totals
Cash	\$0	\$0	\$0	\$0	\$0	\$0
City Sales Tax	\$0	\$0	\$0	\$0	\$0	\$0
County Sales Tax	\$0	\$0	\$0	\$0	\$0	\$0
Donations	\$0	\$0	\$0	\$0	\$0	\$0
Facilities Fund	\$0	\$0	\$0	\$0	\$0	\$0
Federal Funds	\$0	\$0	\$0	\$0	\$0	\$0
Fleet Fund	\$0	\$0	\$0	\$0	\$0	\$0
G.O. Bond	\$0	\$0	\$0	\$0	\$0	\$0
IT Fund	\$0	\$0	\$0	\$0	\$0	\$0
Parking Fund	\$0	\$0	\$0	\$0	\$0	\$0
Revenue Bonds	\$0	\$0	\$0	\$1,548,000	\$0	\$1,548,000
Storm Water	\$0	\$0	\$0	\$0	\$0	\$0
Waste Water	\$0	\$0	\$0	\$0	\$0	\$0
Water	\$0	\$0	\$0	\$0	\$0	\$0
	\$0	\$0	\$0	\$1,548,000	\$0	\$1,548,000





# City of Topeka Capital Improvement Project Summary

Project Title:	<b>West Zone Improvements &amp; Optimizations</b>			Project Year(s):	<b>2025</b>
Dept/Div:	<b>8213063 - WA CIP Projects</b>				
Type:	<b>New and Repair/Replace</b>	Project Location:	<b>Citywide</b>		
Category:	<b>Utilities</b>	Contact Phone:	<b>785-368-0152</b>		
Contact Name:	<b>Duncan Theuri</b>	Alternate Phone:			
Previous Funding:	<b>\$0</b>	Total Funding:	<b>\$2,816,000</b>	Future Funding:	<b>\$0</b>
Project # :	<b>281163.00</b>				

**Project Description:**  
**Projects under this program were identified under the 2017 Water Distribution System Master Plan. Projects under this program will replace transmission mains and upsize existing lines for capacity purposes for the West Pressure Zone. Improvements to the transmission system will be made by creating looped water lines in an effort to improve water distribution and fire protection.**

### Project Schedule and Estimate

	2021	2022	2023	2024	2025	5 year totals
Design/Admin Fees	\$0	\$0	\$0	\$0	\$210,000	\$210,000
Right of Way	\$0	\$0	\$0	\$0	\$0	\$0
Construction/Service Fees	\$0	\$0	\$0	\$0	\$2,100,000	\$2,100,000
Contingency	\$0	\$0	\$0	\$0	\$171,057	\$171,057
Technology	\$0	\$0	\$0	\$0	\$0	\$0
Financing Costs (Temp Notes)	\$0	\$0	\$0	\$0	\$37,216	\$37,216
Cost of Issuance (Rev/GO Bonds)	\$0	\$0	\$0	\$0	\$49,621	\$49,621
Debt Reserve Fund (Rev Bond)	\$0	\$0	\$0	\$0	\$248,106	\$248,106
Capitalized Interest	\$0	\$0	\$0	\$0	\$0	\$0
	\$0	\$0	\$0	\$0	\$2,816,000	\$2,816,000

Estimated Life of Item (years):

**75-100**

Year of Estimate:

**2017**

Source of Estimate:

**Consultant Engineer**

### Estimated Operating Cost:

Annual estimated operating cost will be included in operating budget for Water Distribution. Estimate of cost is based on results of a detailed Engineering Study and past bid prices.

### Account by Source of Financing

	2021	2022	2023	2024	2025	5 year totals
Cash	\$0	\$0	\$0	\$0	\$0	\$0
City Sales Tax	\$0	\$0	\$0	\$0	\$0	\$0
County Sales Tax	\$0	\$0	\$0	\$0	\$0	\$0
Donations	\$0	\$0	\$0	\$0	\$0	\$0
Facilities Fund	\$0	\$0	\$0	\$0	\$0	\$0
Federal Funds	\$0	\$0	\$0	\$0	\$0	\$0
Fleet Fund	\$0	\$0	\$0	\$0	\$0	\$0
G.O. Bond	\$0	\$0	\$0	\$0	\$0	\$0
IT Fund	\$0	\$0	\$0	\$0	\$0	\$0
Parking Fund	\$0	\$0	\$0	\$0	\$0	\$0
Revenue Bonds	\$0	\$0	\$0	\$0	\$2,816,000	\$2,816,000
Storm Water	\$0	\$0	\$0	\$0	\$0	\$0
Waste Water	\$0	\$0	\$0	\$0	\$0	\$0
Water	\$0	\$0	\$0	\$0	\$0	\$0
	\$0	\$0	\$0	\$0	\$2,816,000	\$2,816,000



## City of Topeka Capital Improvement Project Summary

Project Title:	<b>West Plant Basin Rehabilitation</b>		Project Year(s):	<b>2021 to 2023</b>	
Dept/Div:	<b>8213063 - WA CIP Projects</b>				
Type:	<b>New and Repair/Replace</b>	Project Location:	<b>Water Treatment Plant</b>		
Category:	<b>Utilities</b>	Contact Phone:	<b>785-368-2448</b>		
Contact Name:	<b>Duncan Theuri</b>	Alternate Phone:			
Previous Funding:	<b>\$0</b>	Total Funding:	<b>\$16,049,000</b>	Future Funding:	<b>\$0</b>
Project #:	<b>281164.00</b>				

**Project Description:**  
 This project includes structural repairs, modifications, and replacement of equipment of the West Plant at the Water Treatment Plant. Structural repairs and modifications include Primary Flocculation Basin, Primary Clarification Basins No. 1 and 2, Secondary Flocculation Basin, Secondary Clarification Basin, Recarbonation Basin, Final Recarbonation Basin, West Lime Facility, Weirs, Filters, and tunnel structural repairs. Basin equipment replacement including demolition of existing equipment, Primary Flocculation Basin, Primary Clarification Basins No. 1 and 2, Secondary Clarification Basin, Polymer Basin, wooden baffles with FRP, basin effluent launders, basin drain valves, basin washdown piping and valves, and electrical and lighting improvements. Filter rehabilitation includes structural repair, under drains rehabilitation, and replacement of media.

### Project Schedule and Estimate

	2021	2022	2023	2024	2025	5 year totals
Design/Admin Fees	\$483,120	\$483,120	\$483,120	\$0	\$0	\$1,449,359
Right of Way	\$0	\$0	\$0	\$0	\$0	\$0
Construction/Service Fees	\$4,230,243	\$4,230,243	\$4,230,243	\$0	\$0	\$12,690,729
Contingency	\$0	\$0	\$0	\$0	\$0	\$0
Technology	\$0	\$0	\$0	\$0	\$0	\$0
Financing Costs (Temp Notes)	\$70,700	\$70,700	\$70,700	\$0	\$0	\$212,101
Cost of Issuance (Rev/GO Bonds)	\$94,267	\$94,267	\$94,267	\$0	\$0	\$282,802
Debt Reserve Fund (Rev Bond)	\$471,336	\$471,336	\$471,336	\$0	\$0	\$1,414,009
Capitalized Interest	\$0	\$0	\$0	\$0	\$0	\$0
	<b>\$5,349,667</b>	<b>\$5,349,667</b>	<b>\$5,349,667</b>	<b>\$0</b>	<b>\$0</b>	<b>\$16,049,000</b>

Estimated Life of Item (years):	<b>Estimated Operating Cost:</b>
Year of Estimate:	Annual estimated operating cost will be included in operating budget for the Water Treatment Facility. Estimate of cost is based on results of a detailed Engineering Study.
Source of Estimate:	

### Account by Source of Financing

	2021	2022	2023	2024	2025	5 year totals
Cash	\$0	\$0	\$0	\$0	\$0	\$0
City Sales Tax	\$0	\$0	\$0	\$0	\$0	\$0
County Sales Tax	\$0	\$0	\$0	\$0	\$0	\$0
Donations	\$0	\$0	\$0	\$0	\$0	\$0
Facilities Fund	\$0	\$0	\$0	\$0	\$0	\$0
Federal Funds	\$0	\$0	\$0	\$0	\$0	\$0
Fleet Fund	\$0	\$0	\$0	\$0	\$0	\$0
G.O. Bond	\$0	\$0	\$0	\$0	\$0	\$0
IT Fund	\$0	\$0	\$0	\$0	\$0	\$0
Parking Fund	\$0	\$0	\$0	\$0	\$0	\$0
Revenue Bonds	\$5,349,667	\$5,349,667	\$5,349,667	\$0	\$0	\$16,049,000
Storm Water	\$0	\$0	\$0	\$0	\$0	\$0
Waste Water	\$0	\$0	\$0	\$0	\$0	\$0
Water	\$0	\$0	\$0	\$0	\$0	\$0
	<b>\$5,349,667</b>	<b>\$5,349,667</b>	<b>\$5,349,667</b>	<b>\$0</b>	<b>\$0</b>	<b>\$16,049,000</b>



## City of Topeka Capital Improvement Project Summary

Project Title:	<b>West Intake Rehabilitation</b>		Project Year(s):	<b>2023 to 2024</b>	
Dept/Div:	<b>8213063 - WA CIP PROJECTS</b>				
Type:	<b>Repair/Replace</b>	Project Location:	<b>Water Treatment Plant</b>		
Category:	<b>Utilities</b>	Contact Phone:	<b>(785) 368-2448</b>		
Contact Name:	<b>Duncan Theuri</b>	Alternate Phone:	<b>(785) 368-0152</b>		
Previous Funding:	<b>\$0</b>	Total Funding:	<b>\$4,100,000</b>	Future Funding:	<b>\$0</b>
Project # :	<b>281165.00</b>				

**Project Description:**  
**This project will include structural repairs and modifications along with repairs and replacement of mechanical equipment of the West Intake at the Water Treatment Plant. Structural repairs and modifications will include concrete crack and spall repair on entire structure, repair structural steel and replace top slab of access bridge, grout and pin sheet piling on leading edge of bank, replace all grating, grating support structures, stairs, ladders, and guardrails. Mechanical equipment repairs and replacement will include screen housing, external jib crane, screens including frames, sluice gate operators, valves and actuators in lower level, piping and miscellaneous metals, motor control center, and electrical and lighting.**

### Project Schedule and Estimate

	2021	2022	2023	2024	2025	5 year totals
Design/Admin Fees	\$0	\$0	\$273,128	\$88,106	\$0	\$361,233
Right of Way	\$0	\$0	\$0	\$0	\$0	\$0
Construction/Service Fees	\$0	\$0	\$2,458,150	\$792,952	\$0	\$3,251,101
Contingency	\$0	\$0	\$0	\$0	\$0	\$0
Technology	\$0	\$0	\$0	\$0	\$0	\$0
Financing Costs (Temp Notes)	\$0	\$0	\$40,969	\$13,216	\$0	\$54,185
Cost of Issuance (Rev/GO Bonds)	\$0	\$0	\$54,626	\$17,621	\$0	\$72,247
Debt Reserve Fund (Rev Bond)	\$0	\$0	\$273,128	\$88,106	\$0	\$361,233
Capitalized Interest	\$0	\$0	\$0	\$0	\$0	\$0
	\$0	\$0	\$3,100,000	\$1,000,000	\$0	\$4,100,000

Estimated Life of Item (years):

**10-35**

Year of Estimate:

**2017**

Source of Estimate:

**Consultant Engineer**

### Estimated Operating Cost:

Annual estimated operating cost will be included in operating budget for the Water Treatment Facility. Estimate of cost is based on results of a detailed Engineering Study.

### Account by Source of Financing

	2021	2022	2023	2024	2025	5 year totals
Cash	\$0	\$0	\$0	\$0	\$0	\$0
City Sales Tax	\$0	\$0	\$0	\$0	\$0	\$0
County Sales Tax	\$0	\$0	\$0	\$0	\$0	\$0
Donations	\$0	\$0	\$0	\$0	\$0	\$0
Facilities Fund	\$0	\$0	\$0	\$0	\$0	\$0
Federal Funds	\$0	\$0	\$0	\$0	\$0	\$0
Fleet Fund	\$0	\$0	\$0	\$0	\$0	\$0
G.O. Bond	\$0	\$0	\$0	\$0	\$0	\$0
IT Fund	\$0	\$0	\$0	\$0	\$0	\$0
Parking Fund	\$0	\$0	\$0	\$0	\$0	\$0
Revenue Bonds	\$0	\$0	\$3,100,000	\$1,000,000	\$0	\$4,100,000
Storm Water	\$0	\$0	\$0	\$0	\$0	\$0
Waste Water	\$0	\$0	\$0	\$0	\$0	\$0
Water	\$0	\$0	\$0	\$0	\$0	\$0
	\$0	\$0	\$3,100,000	\$1,000,000	\$0	\$4,100,000



## City of Topeka Capital Improvement Project Summary

Project Title:	<b>Chemical Building Rehabilitation</b>	Project Year(s):	<b>2023</b>
Dept/Div:	<b>8213063 - WA CIP Projects</b>		
Type:	<b>New and Repair/Replace</b>	Project Location:	<b>Water Treatment Plant</b>
Category:	<b>Utilities</b>	Contact Phone:	<b>785-368-1966</b>
Contact Name:	<b>Jack Mason</b>	Alternate Phone:	
Previous Funding:	<b>\$0</b>	Total Funding:	<b>\$900,000</b>
		Future Funding:	<b>\$0</b>
Project # :	<b>281166.00</b>		

**Project Description:**  
**This project will include structural repairs and modifications, mechanical equipment demolition and replacement, and electrical and lighting improvements for the Chemical Feed Building at the Water Treatment Plant. This project was identified as part of the 2017 Water Treatment Plant Master Plan.**

### Project Schedule and Estimate

	2021	2022	2023	2024	2025	5 year totals
Design/Admin Fees	\$0	\$0	\$131,000	\$0	\$0	\$131,000
Right of Way	\$0	\$0	\$0	\$0	\$0	\$0
Construction/Service Fees	\$0	\$0	\$661,952	\$0	\$0	\$661,952
Contingency	\$0	\$0	\$0	\$0	\$0	\$0
Technology	\$0	\$0	\$0	\$0	\$0	\$0
Financing Costs (Temp Notes)	\$0	\$0	\$0	\$0	\$0	\$0
Cost of Issuance (Rev/GO Bonds)	\$0	\$0	\$11,894	\$0	\$0	\$11,894
Debt Reserve Fund (Rev Bond)	\$0	\$0	\$15,859	\$0	\$0	\$15,859
Capitalized Interest	\$0	\$0	\$79,295	\$0	\$0	\$79,295
	\$0	\$0	\$900,000	\$0	\$0	\$900,000

Estimated Life of Item (years):

**10-50**

Year of Estimate:

**2017**

Source of Estimate:

**Consultant Engineer**

### Estimated Operating Cost:

Annual estimated operating cost will be included in operating budget for the Water Treatment Facility. Estimate of cost is based on results of a detailed Engineering Study.

### Account by Source of Financing

	2021	2022	2023	2024	2025	5 year totals
Cash	\$0	\$0	\$0	\$0	\$0	\$0
City Sales Tax	\$0	\$0	\$0	\$0	\$0	\$0
County Sales Tax	\$0	\$0	\$0	\$0	\$0	\$0
Donations	\$0	\$0	\$0	\$0	\$0	\$0
Facilities Fund	\$0	\$0	\$0	\$0	\$0	\$0
Federal Funds	\$0	\$0	\$0	\$0	\$0	\$0
Fleet Fund	\$0	\$0	\$0	\$0	\$0	\$0
G.O. Bond	\$0	\$0	\$0	\$0	\$0	\$0
IT Fund	\$0	\$0	\$0	\$0	\$0	\$0
Parking Fund	\$0	\$0	\$0	\$0	\$0	\$0
Revenue Bonds	\$0	\$0	\$900,000	\$0	\$0	\$900,000
Storm Water	\$0	\$0	\$0	\$0	\$0	\$0
Waste Water	\$0	\$0	\$0	\$0	\$0	\$0
Water	\$0	\$0	\$0	\$0	\$0	\$0
	\$0	\$0	\$900,000	\$0	\$0	\$900,000



## City of Topeka Capital Improvement Project Summary

Project Title:	<b>Montara Water Tower</b>		Project Year(s):	<b>2020 to 2021</b>	
Dept/Div:	<b>8213063 - WA CIP PROJECTS</b>				
Type:	<b>New</b>	Project Location:	<b>Montara Zone</b>		
Category:	<b>Utilities</b>	Contact Phone:	<b>(785) 368 0152</b>		
Contact Name:	<b>Duncan Theuri</b>	Alternate Phone:	<b>(785) 368 2448</b>		
Previous Funding:	<b>\$3,300,000</b>	Total Funding:	<b>\$3,900,000</b>	Future Funding:	<b>\$0</b>
Project # :	<b>281194.00</b>				

**Project Description:**  
Existing storage for the Montara zone is limited to a single tower built in the 1950s with 0.5-MG storage. The Montara tower is showing its age and over the last two decades, the City has completed significant tank rehabilitation projects to address deterioration. The existing Montara tower would become inadequate with the addition of a high-volume, high-profile water user at the industrial park or modification of zone boundaries. A new tower is recommended to supplement the storage area and attract high volume water users in the industrial park.

### Project Schedule and Estimate

	2021	2022	2023	2024	2025	5 year totals
Design/Admin Fees	\$52,863	\$0	\$0	\$0	\$0	\$52,863
Right of Way	\$1,322	\$0	\$0	\$0	\$0	\$1,322
Construction/Service Fees	\$474,449	\$0	\$0	\$0	\$0	\$474,449
Contingency	\$0	\$0	\$0	\$0	\$0	\$0
Technology	\$0	\$0	\$0	\$0	\$0	\$0
Financing Costs (Temp Notes)	\$7,930	\$0	\$0	\$0	\$0	\$7,930
Cost of Issuance (Rev/GO Bonds)	\$10,573	\$0	\$0	\$0	\$0	\$10,573
Debt Reserve Fund (Rev Bond)	\$52,863	\$0	\$0	\$0	\$0	\$52,863
Capitalized Interest	\$0	\$0	\$0	\$0	\$0	\$0
	<b>\$600,000</b>	<b>\$0</b>	<b>\$0</b>	<b>\$0</b>	<b>\$0</b>	<b>\$600,000</b>

Estimated Life of Item (years):

**50-100**

Year of Estimate:

**2019**

Source of Estimate:

**Engineer**

### Estimated Operating Cost:

Costs for electrical and routine weekly inspections are included in the annual operating and maintenance budget.

### Account by Source of Financing

	2021	2022	2023	2024	2025	5 year totals
Cash	\$0	\$0	\$0	\$0	\$0	\$0
City Sales Tax	\$0	\$0	\$0	\$0	\$0	\$0
County Sales Tax	\$0	\$0	\$0	\$0	\$0	\$0
Donations	\$0	\$0	\$0	\$0	\$0	\$0
Facilities Fund	\$0	\$0	\$0	\$0	\$0	\$0
Federal Funds	\$0	\$0	\$0	\$0	\$0	\$0
Fleet Fund	\$0	\$0	\$0	\$0	\$0	\$0
G.O. Bond	\$0	\$0	\$0	\$0	\$0	\$0
IT Fund	\$0	\$0	\$0	\$0	\$0	\$0
Parking Fund	\$0	\$0	\$0	\$0	\$0	\$0
Revenue Bonds	\$600,000	\$0	\$0	\$0	\$0	\$600,000
Storm Water	\$0	\$0	\$0	\$0	\$0	\$0
Waste Water	\$0	\$0	\$0	\$0	\$0	\$0
Water	\$0	\$0	\$0	\$0	\$0	\$0
	<b>\$600,000</b>	<b>\$0</b>	<b>\$0</b>	<b>\$0</b>	<b>\$0</b>	<b>\$600,000</b>



## City of Topeka Capital Improvement Project Summary

Project Title:	<b>Polyaluminium Chloride Chemical Addition Water Treatment Plant</b>			Project Year(s):	<b>2024</b>
Dept/Div:	<b>8213063 - WA CIP Projects</b>				
Type:	<b>New</b>	Project Location:	<b>Water Treatment Plant</b>		
Category:	<b>Utilities</b>	Contact Phone:	<b>785-368-1966</b>		
Contact Name:	<b>Jack Mason</b>	Alternate Phone:			
Previous Funding:	<b>\$0</b>	Total Funding:	<b>\$1,975,000</b>	Future Funding:	<b>\$0</b>
Project # :	<b>281195.00</b>				

**Project Description:**  
**Polyaluminium chloride (PACL) chemical addition to the Water Treatment Plant process will help treat organic materials in the source water. This alternative coagulant will improve flocculation in the clarification basins which will help reduce the disinfection byproducts from chlorination. It also allows the public water supply system to stay in compliance with current and future state and federal regulations for the disinfection byproducts in treated water. The project also includes the installation of storage tanks and piping.**

### Project Schedule and Estimate

	2021	2022	2023	2024	2025	5 year totals
Design/Admin Fees	\$0	\$0	\$0	\$200,000	\$0	\$200,000
Right of Way	\$0	\$0	\$0	\$0	\$0	\$0
Construction/Service Fees	\$0	\$0	\$0	\$1,400,000	\$0	\$1,400,000
Contingency	\$0	\$0	\$0	\$140,088	\$0	\$140,088
Technology	\$0	\$0	\$0	\$0	\$0	\$0
Financing Costs (Temp Notes)	\$0	\$0	\$0	\$26,101	\$0	\$26,101
Cost of Issuance (Rev/GO Bonds)	\$0	\$0	\$0	\$34,802	\$0	\$34,802
Debt Reserve Fund (Rev Bond)	\$0	\$0	\$0	\$174,009	\$0	\$174,009
Capitalized Interest	\$0	\$0	\$0	\$0	\$0	\$0
	\$0	\$0	\$0	\$1,975,000	\$0	\$1,975,000

Estimated Life of Item (years):

**30**

Year of Estimate:

**2018**

Source of Estimate:

**Consultant Engineer**

### Estimated Operating Cost:

Annual estimated operating cost will be included in operating budget for the Water Treatment Facility. Estimate of cost is based on results of a detailed Engineering Study.

### Account by Source of Financing

	2021	2022	2023	2024	2025	5 year totals
Cash	\$0	\$0	\$0	\$0	\$0	\$0
City Sales Tax	\$0	\$0	\$0	\$0	\$0	\$0
County Sales Tax	\$0	\$0	\$0	\$0	\$0	\$0
Donations	\$0	\$0	\$0	\$0	\$0	\$0
Facilities Fund	\$0	\$0	\$0	\$0	\$0	\$0
Federal Funds	\$0	\$0	\$0	\$0	\$0	\$0
Fleet Fund	\$0	\$0	\$0	\$0	\$0	\$0
G.O. Bond	\$0	\$0	\$0	\$0	\$0	\$0
IT Fund	\$0	\$0	\$0	\$0	\$0	\$0
Parking Fund	\$0	\$0	\$0	\$0	\$0	\$0
Revenue Bonds	\$0	\$0	\$0	\$1,975,000	\$0	\$1,975,000
Storm Water	\$0	\$0	\$0	\$0	\$0	\$0
Waste Water	\$0	\$0	\$0	\$0	\$0	\$0
Water	\$0	\$0	\$0	\$0	\$0	\$0
	\$0	\$0	\$0	\$1,975,000	\$0	\$1,975,000



# City of Topeka Capital Improvement Project Summary

Project Title:	<b>Central Zone Improvements &amp; Optimizations Phase II</b>			Project Year(s):	<b>2023 to 2024</b>
Dept/Div:	<b>8213063 - WA CIP Projects</b>				
Type:	<b>New and Repair/Replace</b>	Project Location:	<b>Citywide</b>		
Category:	<b>Utilities</b>	Contact Phone:	<b>785-368-0152</b>		
Contact Name:	<b>Duncan Theuri</b>	Alternate Phone:			
Previous Funding:	<b>\$0</b>	Total Funding:	<b>\$2,675,000</b>	Future Funding:	<b>\$0</b>
Project # :	<b>281196.00</b>				

**Project Description:**  
**Projects under this program were identified under the 2017 Water Distribution System Master Plan. Projects under this program will replace transmission mains, construct new lines, and upsize existing lines to improve hydraulic characteristics for the Central Pressure Zone. Improvements to the transmission system will include creating looped water lines in an effort to improve water distribution and fire protection.**

### Project Schedule and Estimate

	2021	2022	2023	2024	2025	5 year totals
Design/Admin Fees	\$0		\$50,000	\$176,211	\$0	\$226,211
Right of Way	\$0		\$10,000	\$4,405	\$0	\$14,405
Construction/Service Fees	\$0		\$500,000	\$1,563,877	\$0	\$2,063,877
Contingency	\$0		\$34,714	\$17,621	\$0	\$52,335
Technology	\$0		\$0	\$0	\$0	\$0
Financing Costs (Temp Notes)	\$0		\$8,921	\$26,432	\$0	\$35,353
Cost of Issuance (Rev/GO Bonds)	\$0		\$11,894	\$35,242	\$0	\$47,136
Debt Reserve Fund (Rev Bond)	\$0		\$59,471	\$176,211	\$0	\$235,682
Capitalized Interest	\$0		\$0	\$0	\$0	\$0
	\$0	\$0	\$675,000	\$2,000,000	\$0	\$2,675,000

Estimated Life of Item (years):  
**75-100**  
 Year of Estimate:  
**2017**  
 Source of Estimate:  
**Consultant Engineer**

**Estimated Operating Cost:**  
 Annual estimated operating cost will be included in operating budget for the Water Treatment Facility. Estimate of cost is based on results of a detailed Engineering Study.

### Account by Source of Financing

	2021	2022	2023	2024	2025	5 year totals
Cash	\$0	\$0	\$0	\$0	\$0	\$0
City Sales Tax	\$0	\$0	\$0	\$0	\$0	\$0
County Sales Tax	\$0	\$0	\$0	\$0	\$0	\$0
Donations	\$0	\$0	\$0	\$0	\$0	\$0
Facilities Fund	\$0	\$0	\$0	\$0	\$0	\$0
Federal Funds	\$0	\$0	\$0	\$0	\$0	\$0
Fleet Fund	\$0	\$0	\$0	\$0	\$0	\$0
G.O. Bond	\$0	\$0	\$0	\$0	\$0	\$0
IT Fund	\$0	\$0	\$0	\$0	\$0	\$0
Parking Fund	\$0	\$0	\$0	\$0	\$0	\$0
Revenue Bonds	\$0	\$0	\$675,000	\$2,000,000	\$0	\$2,675,000
Storm Water	\$0	\$0	\$0	\$0	\$0	\$0
Waste Water	\$0	\$0	\$0	\$0	\$0	\$0
Water	\$0	\$0	\$0	\$0	\$0	\$0
	\$0	\$0	\$675,000	\$2,000,000	\$0	\$2,675,000



## City of Topeka Capital Improvement Project Summary

Project Title:	<b>Soldier Booster Pump Station (Phase II to Meriden BPS)</b>		Project Year(s):	<b>2020 to 2021</b>	
Dept/Div:	<b>8213063 - WA CIP PROJECTS</b>				
Type:	<b>New and Repair/Replace</b>	Project Location:	<b>North Pressure Zone</b>		
Category:	<b>Utilities</b>	Contact Phone:	<b>368-0152</b>		
Contact Name:	<b>Duncan Theuri</b>	Alternate Phone:			
Previous Funding:	<b>\$500,000</b>	Total Funding:	<b>\$700,000</b>	Future Funding:	<b>\$0</b>
Project #:	<b>281200.00</b>				

**Project Description:**  
 This project involves design and construction of a new 1,500-gpm booster pump station (BPS) to serve the North Pressure Zone. The Soldier BPS will be located along the west side of Topeka Boulevard, just north of Soldier Creek. The new facility will replace the Meriden BPS, which is located along Meriden Road north of Hwy-24. The Meriden BPS is a buried facility; all pumps, electrical switch gear, and SCADA controls are installed belowground. In recent years, this facility has presented maintenance and safety challenges for the City; it has reached the end of its useful life. The additional funding is needed to cover observation and administrative services during construction.

### Project Schedule and Estimate

	2021	2022	2023	2024	2025	5 year totals
Design/Admin Fees	\$0	\$0	\$0	\$0	\$0	\$0
Right of Way	\$0	\$0	\$0	\$0	\$0	\$0
Construction/Service Fees	\$200,000	\$0	\$0	\$0	\$0	\$200,000
Contingency	\$0	\$0	\$0	\$0	\$0	\$0
Technology	\$0	\$0	\$0	\$0	\$0	\$0
Financing Costs (Temp Notes)	\$0	\$0	\$0	\$0	\$0	\$0
Cost of Issuance (Rev/GO Bonds)	\$0	\$0	\$0	\$0	\$0	\$0
Debt Reserve Fund (Rev Bond)	\$0	\$0	\$0	\$0	\$0	\$0
Capitalized Interest	\$0	\$0	\$0	\$0	\$0	\$0
	\$200,000	\$0	\$0	\$0	\$0	\$200,000

Estimated Life of Item (years):

**25-30**

Year of Estimate:

**2019**

Source of Estimate:

**Engineer**

### Estimated Operating Cost:

Annual estimated operating cost will be included in operating budget for the Water Treatment Division.

### Account by Source of Financing

	2021	2022	2023	2024	2025	5 year totals
Cash	\$0	\$0	\$0	\$0	\$0	\$0
City Sales Tax	\$0	\$0	\$0	\$0	\$0	\$0
County Sales Tax	\$0	\$0	\$0	\$0	\$0	\$0
Donations	\$0	\$0	\$0	\$0	\$0	\$0
Facilities Fund	\$0	\$0	\$0	\$0	\$0	\$0
Federal Funds	\$0	\$0	\$0	\$0	\$0	\$0
Fleet Fund	\$0	\$0	\$0	\$0	\$0	\$0
G.O. Bond	\$0	\$0	\$0	\$0	\$0	\$0
IT Fund	\$0	\$0	\$0	\$0	\$0	\$0
Parking Fund	\$0	\$0	\$0	\$0	\$0	\$0
Revenue Bonds	\$200,000	\$0	\$0	\$0	\$0	\$200,000
Storm Water	\$0	\$0	\$0	\$0	\$0	\$0
Waste Water	\$0	\$0	\$0	\$0	\$0	\$0
Water	\$0	\$0	\$0	\$0	\$0	\$0
	\$200,000	\$0	\$0	\$0	\$0	\$200,000





# City of Topeka Capital Improvement Project Summary

Project Title:	East Plant Basin Rehabilitation		Project Year(s):	2024 to 2025	
Dept/Div:	8213063 - WA CIP Projects				
Type:	New and Repair/Replace	Project Location:	Water Treatment Plant		
Category:	Utilities	Contact Phone:	785-368-1966		
Contact Name:	Jack Mason	Alternate Phone:			
Previous Funding:	\$0	Total Funding:	\$5,287,190	Future Funding:	\$0
Project #:	281202.00				

**Project Description:**  
 This project includes structural repairs, modifications, and replacement of piping equipment and basins of the East Plant at the Water Treatment Plant. Structural repairs and modifications are required for installation of new basin equipment. Basin equipment replacement includes demolition of existing equipment, Polymer Basin, North Presedimentation Basin, South Lime Softening motor and gearbox, basin effluent launders, and electrical and lighting improvements. This project was identified as part of the 2017 Water Treatment Plant Master Plan.

### Project Schedule and Estimate

	2021	2022	2023	2024	2025	5 year totals
Design/Admin Fees	\$0	\$0	\$0	\$302,000	\$302,000	\$604,000
Right of Way	\$0	\$0	\$0	\$0	\$0	\$0
Construction/Service Fees	\$0	\$0	\$0	\$1,845,000	\$2,109,317	\$3,954,317
Contingency	\$0	\$0	\$0	\$50,000	\$50,000	\$100,000
Technology	\$0	\$0	\$0	\$0	\$0	\$0
Financing Costs (Temp Notes)	\$0	\$0	\$0	\$32,955	\$36,920	\$69,875
Cost of Issuance (Rev/GO Bonds)	\$0	\$0	\$0	\$43,940	\$49,226	\$93,166
Debt Reserve Fund (Rev Bond)	\$0	\$0	\$0	\$219,700	\$246,132	\$465,832
Capitalized Interest	\$0	\$0	\$0	\$0	\$0	\$0
	\$0	\$0	\$0	\$2,493,595	\$2,793,595	\$5,287,190

Estimated Life of Item (years):

10-30

Year of Estimate:

2018

Source of Estimate:

Consultant Engineer

### Estimated Operating Cost:

Annual estimated operating cost will be included in operating budget for the Water Treatment Facility. Estimate of cost is based on results of a detailed Engineering Study.

### Account by Source of Financing

	2021	2022	2023	2024	2025	5 year totals
Cash	\$0	\$0	\$0	\$0	\$0	\$0
City Sales Tax	\$0	\$0	\$0	\$0	\$0	\$0
County Sales Tax	\$0	\$0	\$0	\$0	\$0	\$0
Donations	\$0	\$0	\$0	\$0	\$0	\$0
Facilities Fund	\$0	\$0	\$0	\$0	\$0	\$0
Federal Funds	\$0	\$0	\$0	\$0	\$0	\$0
Fleet Fund	\$0	\$0	\$0	\$0	\$0	\$0
G.O. Bond	\$0	\$0	\$0	\$0	\$0	\$0
IT Fund	\$0	\$0	\$0	\$0	\$0	\$0
Parking Fund	\$0	\$0	\$0	\$0	\$0	\$0
Revenue Bonds	\$0	\$0	\$0	\$2,493,595	\$2,793,595	\$5,287,190
Storm Water	\$0	\$0	\$0	\$0	\$0	\$0
Waste Water	\$0	\$0	\$0	\$0	\$0	\$0
Water	\$0	\$0	\$0	\$0	\$0	\$0
	\$0	\$0	\$0	\$2,493,595	\$2,793,595	\$5,287,190



## City of Topeka Capital Improvement Project Summary

Project Title:	East Intake Rehabilitation Water Treatment Plant			Project Year(s):	2025
Dept/Div:	8213063 - WA CIP PROJECTS				
Type:	New and Repair/Replace	Project Location:	Water Treatment Plant		
Category:	Utilities	Contact Phone:	368-0152		
Contact Name:	Duncan Theuri	Alternate Phone:			
Previous Funding:	\$0	Total Funding:	\$3,000,000	Future Funding:	\$0
Project # :	281214.00				

**Project Description:**  
 This project will include structural repairs and modifications along with repairs and replacement of mechanical equipment of the East Intake at the Water Treatment Plant. Structural repairs and modifications will include concrete crack and spall repair on the entire structure, repair structural steel, replace top slab of access bridge, grout and pin sheet piling on leading edge of bank, replace all grating, grating support structures, stairs, ladders, and guardrails. Mechanical equipment repairs and replacement will include screen housing, external jib crane, screens including frames, sluice gate operators, valves and actuators in lower level, piping and miscellaneous metals, motor control center, and electrical and lighting.

### Project Schedule and Estimate

	2021	2022	2023	2024	2025	5 year totals
Design/Admin Fees	\$0	\$0	\$0	\$0	\$298,018	\$298,018
Right of Way	\$0	\$0	\$0	\$0	\$0	\$0
Construction/Service Fees	\$0	\$0	\$0	\$0	\$2,609,471	\$2,609,471
Contingency	\$0	\$0	\$0	\$0	\$0	\$0
Technology	\$0	\$0	\$0	\$0	\$0	\$0
Financing Costs (Temp Notes)	\$0	\$0	\$0	\$0	\$43,612	\$43,612
Cost of Issuance (Rev/GO Bonds)	\$0	\$0	\$0	\$0	\$58,150	\$58,150
Debt Reserve Fund (Rev Bond)	\$0	\$0	\$0	\$0	\$290,749	\$290,749
Capitalized Interest	\$0	\$0	\$0	\$0	\$0	\$0
	\$0	\$0	\$0	\$0	\$3,300,000	\$3,300,000

Estimated Life of Item (years):

10-35

Year of Estimate:

2017

Source of Estimate:

Consultant Engineer

### Estimated Operating Cost:

Annual estimated operating cost will be included in operating budget for the Water Treatment Facility. Estimate of cost is based on results of a detailed Engineering Study.

### Account by Source of Financing

	2021	2022	2023	2024	2025	5 year totals
Cash	\$0	\$0	\$0	\$0	\$0	\$0
City Sales Tax	\$0	\$0	\$0	\$0	\$0	\$0
County Sales Tax	\$0	\$0	\$0	\$0	\$0	\$0
Donations	\$0	\$0	\$0	\$0	\$0	\$0
Facilities Fund	\$0	\$0	\$0	\$0	\$0	\$0
Federal Funds	\$0	\$0	\$0	\$0	\$0	\$0
Fleet Fund	\$0	\$0	\$0	\$0	\$0	\$0
G.O. Bond	\$0	\$0	\$0	\$0	\$0	\$0
IT Fund	\$0	\$0	\$0	\$0	\$0	\$0
Parking Fund	\$0	\$0	\$0	\$0	\$0	\$0
Revenue Bonds	\$0	\$0	\$0	\$0	\$3,300,000	\$3,300,000
Storm Water	\$0	\$0	\$0	\$0	\$0	\$0
Waste Water	\$0	\$0	\$0	\$0	\$0	\$0
Water	\$0	\$0	\$0	\$0	\$0	\$0
	\$0	\$0	\$0	\$0	\$3,300,000	\$3,300,000



## City of Topeka Capital Improvement Project Summary

Project Title:	Annual Water Tower Rehabilitation Program		Project Year(s):	2023 to 2030	
Dept/Div:	8213063 - WA CIP PROJECTS				
Type:	Repair/Replace	Project Location:	Distribution System		
Category:	Utilities	Contact Phone:	368-0152		
Contact Name:	Duncan Theuri	Alternate Phone:			
Previous Funding:	\$0	Total Funding:	\$750,000	Future Funding:	\$1,250,000
Project # :	281215.00				

**Project Description:**  
 This project involves the rehabilitation of existing water storage facilities in the water distribution system. Rehabilitation efforts may include, but are not limited to, structural improvements, safety improvements, regulatory improvements, coating, interior and exterior cleaning, and other repairs. The regular inspection, cleaning, repair, and coating of the City's water storage facilities will limit damage, improve performance, and extend useful life.

### Project Schedule and Estimate

	2021	2022	2023	2024	2025	5 year totals
Design/Admin Fees	\$0	\$0	\$22,026	\$22,026	\$22,026	\$66,079
Right of Way	\$0	\$0	\$0	\$0	\$0	\$0
Construction/Service Fees	\$0	\$0	\$220,264	\$220,264	\$220,264	\$660,793
Contingency	\$0	\$0	\$0	\$0	\$0	\$0
Technology	\$0	\$0	\$0	\$0	\$0	\$0
Financing Costs (Temp Notes)	\$0	\$0	\$3,304	\$3,304	\$3,304	\$9,912
Cost of Issuance (Rev/GO Bonds)	\$0	\$0	\$4,405	\$4,405	\$4,405	\$13,216
Debt Reserve Fund (Rev Bond)	\$0	\$0	\$0	\$0	\$0	\$0
Capitalized Interest	\$0	\$0	\$0	\$0	\$0	\$0
	\$0	\$0	\$250,000	\$250,000	\$250,000	\$750,000

Estimated Life of Item (years):

NA

Year of Estimate:

2019

Source of Estimate:

Engineer

### Estimated Operating Cost:

--	--

### Account by Source of Financing

	2021	2022	2023	2024	2025	5 year totals
Cash	\$0	\$0	\$0	\$0	\$0	\$0
City Sales Tax	\$0	\$0	\$0	\$0	\$0	\$0
County Sales Tax	\$0	\$0	\$0	\$0	\$0	\$0
Donations	\$0	\$0	\$0	\$0	\$0	\$0
Facilities Fund	\$0	\$0	\$0	\$0	\$0	\$0
Federal Funds	\$0	\$0	\$0	\$0	\$0	\$0
Fleet Fund	\$0	\$0	\$0	\$0	\$0	\$0
G.O. Bond	\$0	\$0	\$0	\$0	\$0	\$0
IT Fund	\$0	\$0	\$0	\$0	\$0	\$0
Parking Fund	\$0	\$0	\$0	\$0	\$0	\$0
Revenue Bonds	\$0	\$0	\$250,000	\$250,000	\$250,000	\$750,000
Storm Water	\$0	\$0	\$0	\$0	\$0	\$0
Waste Water	\$0	\$0	\$0	\$0	\$0	\$0
Water	\$0	\$0	\$0	\$0	\$0	\$0
	\$0	\$0	\$250,000	\$250,000	\$250,000	\$750,000



## City of Topeka Capital Improvement Project Summary

Project Title:	Annual Water Treatment Plant Rehabilitation Program			Project Year(s):	2021 to 2030
Dept/Div:	8213063 - WA CIP PROJECTS				
Type:	Repair/Replace	Project Location:	Water Treatment Plant		
Category:	Utilities	Contact Phone:	(785) 368-2448		
Contact Name:	Duncan Theuri	Alternate Phone:	(785) 368-0152		
Previous Funding:	\$ -	Total Funding:	\$4,750,000	Future Funding:	\$5,000,000
Project # :	281217.00				

**Project Description:**  
 This project comprises repair and/or replacement of aged and failing structures and equipment that are critical in the overall operation of the water treatment process. It also includes the rehabilitation of six filters, correcting deficiencies in motor control centers and electrical equipment, correcting deficiencies in mechanical equipment, repairing concrete deterioration, repairing leaky roofs at the Water Treatment Plant buildings, replacement of inoperative valves on high lift pumping, and other water facility rehabilitation and repair. Project efforts will reduce maintenance procedures and costs, and prolong the useful life of existing Water Treatment Plant facilities in order to continue to meet state and federal regulations for safe drinking water. It will also help to ensure the City's ability to provide an adequate and reliable supply for city residents, commercial and private developments, and committed wholesale customers.

### Project Schedule and Estimate

	2021	2022	2023	2024	2025	5 year totals
Design/Admin Fees	\$0	\$0	\$0	\$0	\$0	\$0
Right of Way	\$0	\$0	\$0	\$0	\$0	\$0
Construction/Service Fees	\$660,793	\$881,057	\$881,057	\$881,057	\$881,057	\$4,185,022
Contingency	\$0	\$0	\$0	\$0	\$0	\$0
Technology	\$0	\$0	\$0	\$0	\$0	\$0
Financing Costs (Temp Notes)	\$9,912	\$13,216	\$13,216	\$13,216	\$13,216	\$62,775
Cost of Issuance (Rev/GO Bonds)	\$13,216	\$17,621	\$17,621	\$17,621	\$17,621	\$83,700
Debt Reserve Fund (Rev Bond)	\$66,079	\$88,106	\$88,106	\$88,106	\$88,106	\$418,502
Capitalized Interest	\$0	\$0	\$0	\$0	\$0	\$0
	\$750,000	\$1,000,000	\$1,000,000	\$1,000,000	\$1,000,000	\$4,750,000

Estimated Life of Item (years):

20-40

Year of Estimate:

2019

Source of Estimate:

Staff

### Estimated Operating Cost:

Proposed rehabilitation will replace outdated and inefficient electrical, mechanical, and chemical handling equipment. It will not have an impact on annual operating costs.

### Account by Source of Financing

	2021	2022	2023	2024	2025	5 year totals
Cash	\$0	\$0	\$0	\$0	\$0	\$0
City Sales Tax	\$0	\$0	\$0	\$0	\$0	\$0
County Sales Tax	\$0	\$0	\$0	\$0	\$0	\$0
Donations	\$0	\$0	\$0	\$0	\$0	\$0
Facilities Fund	\$0	\$0	\$0	\$0	\$0	\$0
Federal Funds	\$0	\$0	\$0	\$0	\$0	\$0
Fleet Fund	\$0	\$0	\$0	\$0	\$0	\$0
G.O. Bond	\$0	\$0	\$0	\$0	\$0	\$0
IT Fund	\$0	\$0	\$0	\$0	\$0	\$0
Parking Fund	\$0	\$0	\$0	\$0	\$0	\$0
Revenue Bonds	\$750,000	\$1,000,000	\$1,000,000	\$1,000,000	\$1,000,000	\$4,750,000
Storm Water	\$0	\$0	\$0	\$0	\$0	\$0
Waste Water	\$0	\$0	\$0	\$0	\$0	\$0
Water	\$0	\$0	\$0	\$0	\$0	\$0
	\$750,000	\$1,000,000	\$1,000,000	\$1,000,000	\$1,000,000	\$4,750,000



## City of Topeka Capital Improvement Project Summary

Project Title:	Meter Vault Replacement Program			Project Year(s):	2024 to 2030
Dept/Div:	8213063 - WA CIP PROJECTS				
Type:	Repair/Replace	Project Location:	City Wide		
Category:	Utilities	Contact Phone:	(785) 368 0152		
Contact Name:	Duncan Theuri	Alternate Phone:	(785) 368 2448		
Previous Funding:	\$0	Total Funding:	\$1,000,000	Future Funding:	\$3,500,000
Project # :	281218.00				

**Project Description:**  
**The Meter Vault Replacement Program focuses solely on the replacement of deteriorating/hazardous meter vault and meter applications in regards to water meter services ranging from 3" to 8". The replacement program will eliminate existing hazards, and at the same time comply with all current OSHA requirements, as well as our City of Topeka installation standards going into effect January 1, 2020. Through recent surveys conducted throughout 2019, the Meter Services Large Meter Crew has identified multiple large meter accounts that are in need of meter vault replacements. Hazardous conditions range from collapsing pit structures, to restricted ingress which would impede egress from the confined space area in the event of an emergency. It is a new program to fund replacement of assets (20 year replacement cycle; asset life 15 years).**

### Project Schedule and Estimate

	2021	2022	2023	2024	2025	5 year totals
Design/Admin Fees	\$0	\$0	\$0	\$0	\$0	\$0
Right of Way	\$0	\$0	\$0	\$0	\$0	\$0
Construction/Service Fees	\$0	\$0	\$0	\$440,528	\$440,528	\$881,057
Contingency	\$0	\$0	\$0	\$0	\$0	\$0
Technology	\$0	\$0	\$0	\$0	\$0	\$0
Financing Costs (Temp Notes)	\$0	\$0	\$0	\$6,608	\$6,608	\$13,216
Cost of Issuance (Rev/GO Bonds)	\$0	\$0	\$0	\$8,811	\$8,811	\$17,621
Debt Reserve Fund (Rev Bond)	\$0	\$0	\$0	\$44,053	\$44,053	\$88,106
Capitalized Interest	\$0	\$0	\$0	\$0	\$0	\$0
	\$0	\$0	\$0	\$500,000	\$500,000	\$1,000,000

Estimated Life of Item (years):

10

Year of Estimate:

2019

Source of Estimate:

Engineer

### Estimated Operating Cost:

--

### Account by Source of Financing

	2021	2022	2023	2024	2025	5 year totals
Cash	\$0	\$0	\$0	\$0	\$0	\$0
City Sales Tax	\$0	\$0	\$0	\$0	\$0	\$0
County Sales Tax	\$0	\$0	\$0	\$0	\$0	\$0
Donations	\$0	\$0	\$0	\$0	\$0	\$0
Facilities Fund	\$0	\$0	\$0	\$0	\$0	\$0
Federal Funds	\$0	\$0	\$0	\$0	\$0	\$0
Fleet Fund	\$0	\$0	\$0	\$0	\$0	\$0
G.O. Bond	\$0	\$0	\$0	\$0	\$0	\$0
IT Fund	\$0	\$0	\$0	\$0	\$0	\$0
Parking Fund	\$0	\$0	\$0	\$0	\$0	\$0
Revenue Bonds	\$0	\$0	\$0	\$500,000	\$500,000	\$1,000,000
Storm Water	\$0	\$0	\$0	\$0	\$0	\$0
Waste Water	\$0	\$0	\$0	\$0	\$0	\$0
Water	\$0	\$0	\$0	\$0	\$0	\$0
	\$0	\$0	\$0	\$500,000	\$500,000	\$1,000,000



## City of Topeka Capital Improvement Project Summary

Project Title:	<b>Supervisory Control and Data Acquisition (SCADA) Upgrades</b>			Project Year(s):	<b>2020 to 2024</b>
Dept/Div:	<b>8213063 - WA CIP PROJECTS</b>				
Type:	<b>New</b>	Project Location:	<b>Citywide</b>		
Category:	<b>Utilities</b>	Contact Phone:	<b>785-368-1958</b>		
Contact Name:	<b>Eric Carman</b>	Alternate Phone:			
Previous Funding:	<b>\$775,000</b>	Total Funding:	<b>\$3,100,000</b>	Future Funding:	<b>\$0</b>
Project # :	<b>281219.00</b>				

**Project Description:**  
 This project will upgrade existing plant and pump station programmable logic controller (PLCs) to replace with the latest model, replace legacy Industrial Control Systems (ICS) server hardware, and upgrade the Human Machine Interface (HMI) for the ICS to Wonderware. It will also upgrade the distribution system radio network from 900 MHz to a 2.4 GHz mesh network and upgrade the ICS security systems. A new conditioned network room for the ICS and City IT fiber networks will be added. This project was identified under the 2017 Water Treatment Plant Master Plan and implemented in accordance with the 2020 SCADA Master Plan.

### Project Schedule and Estimate

	2021	2022	2023	2024	2025	5 year totals
Design/Admin Fees	\$0	\$0	\$0	\$0	\$0	\$0
Right of Way	\$0	\$0	\$0	\$0	\$0	\$0
Construction/Service Fees	\$465,000	\$465,000	\$465,000	\$465,000	\$0	\$1,860,000
Contingency	\$47,115	\$47,115	\$47,115	\$47,115	\$0	\$188,460
Technology	\$0	\$0	\$0	\$0	\$0	\$0
Financing Costs (Temp Notes)	\$10,242	\$10,242	\$10,242	\$10,242	\$0	\$40,968
Cost of Issuance (Rev/GO Bonds)	\$7,682	\$7,682	\$7,682	\$7,682	\$0	\$30,728
Debt Reserve Fund (Rev Bond)	\$51,211	\$51,211	\$51,211	\$51,211	\$0	\$204,844
Capitalized Interest	\$0	\$0	\$0	\$0	\$0	\$0
	<b>\$581,250</b>	<b>\$581,250</b>	<b>\$581,250</b>	<b>\$581,250</b>	<b>\$0</b>	<b>\$2,325,000</b>

Estimated Life of Item (years):

**10**

Year of Estimate:

**2017**

Source of Estimate:

**Consultant Engineer**

### Estimated Operating Cost:

Annual estimated operating cost will be included in the operating budget for the Water Treatment Facility. Estimate of cost is based on results of a detailed Engineering Study.

### Account by Source of Financing

	2021	2022	2023	2024	2025	5 year totals
Cash	\$0	\$0	\$0	\$0	\$0	\$0
City Sales Tax	\$0	\$0	\$0	\$0	\$0	\$0
County Sales Tax	\$0	\$0	\$0	\$0	\$0	\$0
Donations	\$0	\$0	\$0	\$0	\$0	\$0
Facilities Fund	\$0	\$0	\$0	\$0	\$0	\$0
Federal Funds	\$0	\$0	\$0	\$0	\$0	\$0
Fleet Fund	\$0	\$0	\$0	\$0	\$0	\$0
G.O. Bond	\$0	\$0	\$0	\$0	\$0	\$0
IT Fund	\$0	\$0	\$0	\$0	\$0	\$0
Parking Fund	\$0	\$0	\$0	\$0	\$0	\$0
Revenue Bonds	\$581,250	\$581,250	\$581,250	\$581,250	\$0	\$2,325,000
Storm Water	\$0	\$0	\$0	\$0	\$0	\$0
Waste Water	\$0	\$0	\$0	\$0	\$0	\$0
Water	\$0	\$0	\$0	\$0	\$0	\$0
	<b>\$581,250</b>	<b>\$581,250</b>	<b>\$581,250</b>	<b>\$581,250</b>	<b>\$0</b>	<b>\$2,325,000</b>



## City of Topeka Capital Improvement Project Summary

Project Title:	Annual Water Plant Operations Equipment & Fleet Maintenance Program			Project Year(s):	2021 to 2030
Dept/Div:	8213063 - WA CIP PROJECTS				
Type:	New and Repair/Replace	Project Location:	Citywide		
Category:	Utilities	Contact Phone:	785-368-1966		
Contact Name:	Jack Mason	Alternate Phone:			
Previous Funding:	\$ -	Total Funding:	\$2,000,000	Future Funding:	\$2,000,000
Project #:	281220.00				

**Project Description:**  
 The purpose of this program is to establish a capital equipment plan for the repair and replacement of City Water Plant equipment and vehicles. This program will limit unexpected large capital expenditures and control the overall cost of operating and maintaining this equipment. This program also ensures that equipment does not become outdated and is maintained in a manner that extends the useful life of these assets and reduces maintenance costs through improved equipment reliability and productivity. This program will minimize annual operating cost increases associated with fleet and plan equipment assets.

### Project Schedule and Estimate

	2021	2022	2023	2024	2025	5 year totals
Design/Admin Fees	\$0	\$0	\$0	\$0	\$0	\$0
Right of Way	\$0	\$0	\$0	\$0	\$0	\$0
Construction/Service Fees	\$400,000	\$400,000	\$400,000	\$400,000	\$400,000	\$2,000,000
Contingency	\$0	\$0	\$0	\$0	\$0	\$0
Technology	\$0	\$0	\$0	\$0	\$0	\$0
Financing Costs (Temp Notes)	\$0	\$0	\$0	\$0	\$0	\$0
Cost of Issuance (Rev/GO Bonds)	\$0	\$0	\$0	\$0	\$0	\$0
Debt Reserve Fund (Rev Bond)	\$0	\$0	\$0	\$0	\$0	\$0
Capitalized Interest	\$0	\$0	\$0	\$0	\$0	\$0
	\$400,000	\$400,000	\$400,000	\$400,000	\$400,000	\$2,000,000

Estimated Life of Item (years):

NA

Year of Estimate:

2019

Source of Estimate:

Staff

### Estimated Operating Cost:

This is an annual operating and maintenance program. Estimated operating cost is the total cost for this program.

### Account by Source of Financing

	2021	2022	2023	2024	2025	5 year totals
Cash	\$0	\$0	\$0	\$0	\$0	\$0
City Sales Tax	\$0	\$0	\$0	\$0	\$0	\$0
County Sales Tax	\$0	\$0	\$0	\$0	\$0	\$0
Donations	\$0	\$0	\$0	\$0	\$0	\$0
Facilities Fund	\$0	\$0	\$0	\$0	\$0	\$0
Federal Funds	\$0	\$0	\$0	\$0	\$0	\$0
Fleet Fund	\$0	\$0	\$0	\$0	\$0	\$0
G.O. Bond	\$0	\$0	\$0	\$0	\$0	\$0
IT Fund	\$0	\$0	\$0	\$0	\$0	\$0
Parking Fund	\$0	\$0	\$0	\$0	\$0	\$0
Revenue Bonds	\$0	\$0	\$0	\$0	\$0	\$0
Storm Water	\$0	\$0	\$0	\$0	\$0	\$0
Waste Water	\$0	\$0	\$0	\$0	\$0	\$0
Water	\$400,000	\$400,000	\$400,000	\$400,000	\$400,000	\$2,000,000
	\$400,000	\$400,000	\$400,000	\$400,000	\$400,000	\$2,000,000



## City of Topeka Capital Improvement Project Summary

Project Title:	Annual Hydrant and Valve Rehab and Replacement Program			Project Year(s):	2024 to 2030
Dept/Div:	8213063 - WA CIP PROJECTS				
Type:	Repair/Replace	Project Location:	Distribution System		
Category:	Utilities	Contact Phone:	368-0152		
Contact Name:	Duncan Theuri	Alternate Phone:			
Previous Funding:	\$0	Total Funding:	\$400,000	Future Funding:	\$1,000,000
Project # :	281221.00				

**Project Description:**  
 This project involves rehabilitating and/or replacing hydrants and valves in the water distribution system that are either non-functioning or in a state of disrepair. Properly functioning hydrants are necessary for maximizing available fire flow (AFF) for fire fighting, as well as for periodically flushing water mains. Working valves are essential in limiting disruptions during the isolation of water main maintenance, repair, and making new connections. This is a new program to fund replacement of assets (150 year replacement cycle; asset life 50 years). Hydrants & valves also replaced with waterline construction.

### Project Schedule and Estimate

	2021	2022	2023	2024	2025	5 year totals
Design/Admin Fees	\$0	\$0	\$0	\$17,621	\$17,621	\$35,242
Right of Way	\$0	\$0	\$0	\$0	\$0	\$0
Construction/Service Fees	\$0	\$0	\$0	\$176,211	\$176,211	\$352,423
Contingency	\$0	\$0	\$0	\$0	\$0	\$0
Technology	\$0	\$0	\$0	\$0	\$0	\$0
Financing Costs (Temp Notes)	\$0	\$0	\$0	\$2,643	\$2,643	\$5,286
Cost of Issuance (Rev/GO Bonds)	\$0	\$0	\$0	\$3,524	\$3,524	\$7,048
Debt Reserve Fund (Rev Bond)	\$0	\$0	\$0	\$0	\$0	\$0
Capitalized Interest	\$0	\$0	\$0	\$0	\$0	\$0
	\$0	\$0	\$0	\$200,000	\$200,000	\$400,000

Estimated Life of Item (years):

50

Year of Estimate:

2019

Source of Estimate:

Engineer

### Estimated Operating Cost:

--	--

### Account by Source of Financing

	2021	2022	2023	2024	2025	5 year totals
Cash	\$0	\$0	\$0	\$0	\$0	\$0
City Sales Tax	\$0	\$0	\$0	\$0	\$0	\$0
County Sales Tax	\$0	\$0	\$0	\$0	\$0	\$0
Donations	\$0	\$0	\$0	\$0	\$0	\$0
Facilities Fund	\$0	\$0	\$0	\$0	\$0	\$0
Federal Funds	\$0	\$0	\$0	\$0	\$0	\$0
Fleet Fund	\$0	\$0	\$0	\$0	\$0	\$0
G.O. Bond	\$0	\$0	\$0	\$0	\$0	\$0
IT Fund	\$0	\$0	\$0	\$0	\$0	\$0
Parking Fund	\$0	\$0	\$0	\$0	\$0	\$0
Revenue Bonds	\$0	\$0	\$0	\$200,000	\$200,000	\$400,000
Storm Water	\$0	\$0	\$0	\$0	\$0	\$0
Waste Water	\$0	\$0	\$0	\$0	\$0	\$0
Water	\$0	\$0	\$0	\$0	\$0	\$0
	\$0	\$0	\$0	\$200,000	\$200,000	\$400,000





# Cash Projects



## City of Topeka Capital Improvement Project Summary

Project Title:	<b>Facilities Maintenance and Repair Program 2021</b>			Project Year(s):	<b>2021-2025</b>
Dept/Div:	<b>FACILITIES OPERATIONS</b>				
Type:	<b>Repair/Replace</b>	Project Location:	<b>Citywide</b>		
Category:	<b>Facilities</b>	Contact Phone:	<b>368-3934</b>		
Contact Name:	<b>Vince Schuetz</b>	Alternate Phone:			
Previous Funding:	<b>\$0</b>	Total Funding:	<b>\$1,500,000</b>	Future Funding:	<b>\$1,500,000</b>
Project # :	<b>131075.00</b>				

**Project Description:**  
**This project is for the minor or emergency repairs and maintenance of city facility infrastructure that are not covered by the Operating Budget Facilities fees. This project supports keeping City facilities in a serviceable condition and compliant with City code.**

### Project Schedule and Estimate

	2021	2022	2023	2024	2025	5 year totals
Design/Admin Fees	\$0	\$0	\$0	\$0	\$0	\$0
Right of Way	\$0	\$0	\$0	\$0	\$0	\$0
Construction/Service Fees	\$300,000	\$300,000	\$300,000	\$300,000	\$300,000	\$1,500,000
Contingency	\$0	\$0	\$0	\$0	\$0	\$0
Technology	\$0	\$0	\$0	\$0	\$0	\$0
Financing Costs (Temp Notes)	\$0	\$0	\$0	\$0	\$0	\$0
Cost of Issuance (Rev/GO Bonds)	\$0	\$0	\$0	\$0	\$0	\$0
Debt Reserve Fund (Rev Bond)	\$0	\$0	\$0	\$0	\$0	\$0
Capitalized Interest	\$0	\$0	\$0	\$0	\$0	\$0
	<b>\$300,000</b>	<b>\$300,000</b>	<b>\$300,000</b>	<b>\$300,000</b>	<b>\$300,000</b>	<b>\$1,500,000</b>

Estimated Life of Item (years):	<b>25 Years</b>	<b>Estimated Operating Cost:</b> N/A
Year of Estimate:	<b>2018</b>	
Source of Estimate:	<b>Staff</b>	

### Account by Source of Financing

	2021	2022	2023	2024	2025	5 year totals
Cash	\$300,000	\$300,000	\$300,000	\$300,000	\$300,000	\$1,500,000
City Sales Tax	\$0	\$0	\$0	\$0	\$0	\$0
County Sales Tax	\$0	\$0	\$0	\$0	\$0	\$0
Donations	\$0	\$0	\$0	\$0	\$0	\$0
Facilities Fund	\$0	\$0	\$0	\$0	\$0	\$0
Federal Funds	\$0	\$0	\$0	\$0	\$0	\$0
Fleet Fund	\$0	\$0	\$0	\$0	\$0	\$0
G.O. Bond	\$0	\$0	\$0	\$0	\$0	\$0
IT Fund	\$0	\$0	\$0	\$0	\$0	\$0
Parking Fund	\$0	\$0	\$0	\$0	\$0	\$0
Revenue Bonds	\$0	\$0	\$0	\$0	\$0	\$0
Storm Water	\$0	\$0	\$0	\$0	\$0	\$0
Waste Water	\$0	\$0	\$0	\$0	\$0	\$0
Water	\$0	\$0	\$0	\$0	\$0	\$0
	<b>\$300,000</b>	<b>\$300,000</b>	<b>\$300,000</b>	<b>\$300,000</b>	<b>\$300,000</b>	<b>\$1,500,000</b>



## City of Topeka Capital Improvement Project Summary

Project Title:	<b>Traffic Signal Replacement Program 2021</b>			Project Year(s):	<b>2021 to 2030</b>
Dept/Div:	<b>PUBLIC WORKS</b>				
Type:	<b>Repair/Replace</b>	Project Location:	<b>Various Locations</b>		
Category:	<b>Traffic</b>	Contact Phone:	<b>368-3842</b>		
Contact Name:	<b>Kristina Ericksen</b>	Alternate Phone:			
Previous Funding:	<b>\$0</b>	Total Funding:	<b>\$4,425,000</b>	Future Funding:	<b>\$4,425,000</b>
Project # :	<b>141030.00</b>				

**Project Description:**  
**The Traffic Signal Replacement Program provides for the replacement of traffic signals located throughout the city. The city currently has approximately 186 signalized intersections and at the current funding levels, 3 signals can be replaced per year. At this pace, the replacement cycle is approximately 60 years. Signals are selected for replacement based on physical condition, operational deficiencies, and capabilities of electronic components to detect vehicles, bikes, and pedestrians. New systems will incorporate the latest technology and meet the requirements of the Manual on Uniform Traffic Control Devices (MUTCD). With the advances in signal technologies and wear and tear on the system (including wind loading), the replacement cycle pushes the useful life of the signal components. When signals are updated, other intersection improvements may be needed to bring the location into compliance with the Americans with Disabilities Act (ADA).**

**\*FY2021 is financed with cash or short-term temporary notes per an amendment approved by the Governing Body at the April 16, 2019 City Council meeting.**

### Project Schedule and Estimate

	2021	2022	2023	2024	2025	5 year totals
Design/Admin Fees	\$85,000	\$82,087	\$82,087	\$82,087	\$82,087	\$413,348
Right of Way	\$0	\$0	\$0	\$0	\$0	\$0
Construction/Service Fees	\$750,000	\$724,674	\$724,674	\$724,674	\$724,674	\$3,648,696
Contingency	\$50,000	\$48,312	\$48,312	\$48,312	\$48,312	\$243,248
Technology	\$0	\$0	\$0	\$0	\$0	\$0
Financing Costs (Temp Notes)	\$0	\$12,826	\$12,826	\$12,826	\$12,826	\$51,304
Cost of Issuance (Rev/GO Bonds)	\$0	\$17,101	\$17,101	\$17,101	\$17,101	\$68,404
Debt Reserve Fund (Rev Bond)	\$0	\$0	\$0	\$0	\$0	\$0
Capitalized Interest	\$0	\$0	\$0	\$0	\$0	\$0
	<b>\$885,000</b>	<b>\$885,000</b>	<b>\$885,000</b>	<b>\$885,000</b>	<b>\$885,000</b>	<b>\$4,425,000</b>

Estimated Life of Item (years):

**30 Years**

Year of Estimate:

**2019**

Source of Estimate:

**Staff**

### Estimated Operating Cost:

This project will provide a net reduction in annual operating costs by replacing outdated signals (including electronic components that are no longer supported). The primary source of funding is the General Fund (Traffic Operations).

### Account by Source of Financing

	2021	2022	2023	2024	2025	5 year totals
Cash	\$885,000	\$0	\$0	\$0	\$0	\$885,000
City Sales Tax	\$0	\$0	\$0	\$0	\$0	\$0
County Sales Tax	\$0	\$0	\$0	\$0	\$0	\$0
Donations	\$0	\$0	\$0	\$0	\$0	\$0
Facilities Fund	\$0	\$0	\$0	\$0	\$0	\$0
Federal Funds	\$0	\$0	\$0	\$0	\$0	\$0
Fleet Fund	\$0	\$0	\$0	\$0	\$0	\$0
G.O. Bond	\$0	\$885,000	\$885,000	\$885,000	\$885,000	\$3,540,000
IT Fund	\$0	\$0	\$0	\$0	\$0	\$0
Parking Fund	\$0	\$0	\$0	\$0	\$0	\$0
Revenue Bonds	\$0	\$0	\$0	\$0	\$0	\$0
Storm Water	\$0	\$0	\$0	\$0	\$0	\$0
Waste Water	\$0	\$0	\$0	\$0	\$0	\$0
Water	\$0	\$0	\$0	\$0	\$0	\$0
	<b>\$885,000</b>	<b>\$885,000</b>	<b>\$885,000</b>	<b>\$885,000</b>	<b>\$885,000</b>	<b>\$4,425,000</b>



## City of Topeka Capital Improvement Project Summary

Project Title:	<b>Fire Portable Radios</b>	Project Year(s):	<b>2023 to 2027</b>
Dept/Div:	<b>10120 - FIRE DEPARTMENT</b>		
Type:	<b>Repair/Replace</b>	Project Location:	<b>All stations</b>
Category:	<b>Public Safety</b>	Contact Phone:	<b>368-0111</b>
Contact Name:	<b>Michael J Benson</b>	Alternate Phone:	
Previous Funding:	<b>\$0</b>	Total Funding:	<b>\$450,000</b>
		Future Funding:	<b>\$450,000</b>
Project # :	<b>801015.00</b>		

Project Description:  
**The department's portable radios will need to be replaced as they will be 10 years old.**

### Project Schedule and Estimate

	2021	2022	2023	2024	2025	5 year totals
Design/Admin Fees	\$0	\$0	\$0	\$0	\$0	\$0
Right of Way	\$0	\$0	\$0	\$0	\$0	\$0
Construction/Service Fees	\$0	\$0	\$150,000	\$150,000	\$150,000	\$450,000
Contingency	\$0	\$0	\$0	\$0	\$0	\$0
Technology	\$0	\$0	\$0	\$0	\$0	\$0
Financing Costs (Temp Notes)	\$0	\$0	\$0	\$0	\$0	\$0
Cost of Issuance (Rev/GO Bonds)	\$0	\$0	\$0	\$0	\$0	\$0
Debt Reserve Fund (Rev Bond)	\$0	\$0	\$0	\$0	\$0	\$0
Capitalized Interest	\$0	\$0	\$0	\$0	\$0	\$0
	\$0	\$0	\$150,000	\$150,000	\$150,000	\$450,000

Estimated Life of Item (years):

**10 years**

Year of Estimate:

**2016**

Source of Estimate:

**Staff**

### Estimated Operating Cost:

--

### Account by Source of Financing

	2021	2022	2023	2024	2025	5 year totals
Cash	\$0	\$0	\$150,000	\$150,000	\$150,000	\$450,000
City Sales Tax	\$0	\$0	\$0	\$0	\$0	\$0
County Sales Tax	\$0	\$0	\$0	\$0	\$0	\$0
Donations	\$0	\$0	\$0	\$0	\$0	\$0
Facilities Fund	\$0	\$0	\$0	\$0	\$0	\$0
Federal Funds	\$0	\$0	\$0	\$0	\$0	\$0
Fleet Fund	\$0	\$0	\$0	\$0	\$0	\$0
G.O. Bond	\$0	\$0	\$0	\$0	\$0	\$0
IT Fund	\$0	\$0	\$0	\$0	\$0	\$0
Parking Fund	\$0	\$0	\$0	\$0	\$0	\$0
Revenue Bonds	\$0	\$0	\$0	\$0	\$0	\$0
Storm Water	\$0	\$0	\$0	\$0	\$0	\$0
Waste Water	\$0	\$0	\$0	\$0	\$0	\$0
Water	\$0	\$0	\$0	\$0	\$0	\$0
	\$0	\$0	\$150,000	\$150,000	\$150,000	\$450,000



## City of Topeka Capital Improvement Project Summary

Project Title:	<b>Geocortex Implementation</b>			Project Year(s):	<b>2020 to 2023</b>
Dept/Div:	<b>PUBLIC WORKS</b>				
Type:	<b>New</b>	Project Location:	<b>Citywide</b>		
Category:	<b>Facilities</b>	Contact Phone:	<b>368-1905</b>		
Contact Name:	<b>Dr. Jason Peek</b>	Alternate Phone:			
Previous Funding:	<b>\$59,280</b>	Total Funding:	<b>\$159,280</b>	Future Funding:	<b>\$0</b>
Project # :	<b>801017.00</b>				

**Project Description:**  
**Geocortex extends and simplifies various geospatial activities including editing workflows, server management, and analytics. The software also comes with a Cityworks extension, so we can build native mobile apps for field workers to quickly and easily manage their work orders and inspections. This project includes licensing, implementation, technical support, and training.**

### Project Schedule and Estimate

	2021	2022	2023	2024	2025	5 year totals
Design/Admin Fees	\$0	\$0	\$0	\$0	\$0	\$0
Right of Way	\$0	\$0	\$0	\$0	\$0	\$0
Construction/Service Fees	\$0	\$0	\$0	\$0	\$0	\$0
Contingency	\$0	\$0	\$0	\$0	\$0	\$0
Technology	\$0	\$0	\$100,000	\$0	\$0	\$100,000
Financing Costs (Temp Notes)	\$0	\$0	\$0	\$0	\$0	\$0
Cost of Issuance (Rev/GO Bonds)	\$0	\$0	\$0	\$0	\$0	\$0
Debt Reserve Fund (Rev Bond)	\$0	\$0	\$0	\$0	\$0	\$0
Capitalized Interest	\$0	\$0	\$0	\$0	\$0	\$0
	\$0	\$0	\$100,000	\$0	\$0	\$100,000

Estimated Life of Item (years):

**7 Years**

Year of Estimate:

**2018**

Source of Estimate:

**Lattitude Geographics**

### Estimated Operating Cost:

Received a quote from Latitude Geographics, which makes Geocortex. Annual software licensing will be approximately \$3,700.

### Account by Source of Financing

	2021	2022	2023	2024	2025	5 year totals
Cash	\$0	\$0	\$100,000	\$0	\$0	\$100,000
City Sales Tax	\$0	\$0	\$0	\$0	\$0	\$0
County Sales Tax	\$0	\$0	\$0	\$0	\$0	\$0
Donations	\$0	\$0	\$0	\$0	\$0	\$0
Facilities Fund	\$0	\$0	\$0	\$0	\$0	\$0
Federal Funds	\$0	\$0	\$0	\$0	\$0	\$0
Fleet Fund	\$0	\$0	\$0	\$0	\$0	\$0
G.O. Bond	\$0	\$0	\$0	\$0	\$0	\$0
IT Fund	\$0	\$0	\$0	\$0	\$0	\$0
Parking Fund	\$0	\$0	\$0	\$0	\$0	\$0
Revenue Bonds	\$0	\$0	\$0	\$0	\$0	\$0
Storm Water	\$0	\$0	\$0	\$0	\$0	\$0
Waste Water	\$0	\$0	\$0	\$0	\$0	\$0
Water	\$0	\$0	\$0	\$0	\$0	\$0
	\$0	\$0	\$100,000	\$0	\$0	\$100,000



## City of Topeka Capital Improvement Project Summary

Project Title:	Police Department Fleet Replacement	Project Year(s):	2020-2029
Dept/Div:	Police	Project Location:	Law Enforcement Center
Type:	New	Contact Phone:	368-9211
Category:	Public Safety	Alternate Phone:	
Contact Name:	Darin Scott	Previous Funding:	\$0
		Total Funding:	\$6,500,000
		Future Funding:	\$3,250,000
Project #:	801020.01		

**Project Description:**  
 This project supports the purchase of vehicles they are the main instrument from which police services are distributed and delivered throughout our community. We must be able to sustain a viable and ready fleet of vehicles from which our officers can confidently respond and carry out the services the citizens have come to expect and rely on. The majority of our fleet are assigned throughout the city to territories (not officers) and this translates to the vehicles running around the clock 24/7/365. If a vehicle is made unavailable because of a mechanical failure or damage, this can delay services to our community. In this CIP we would recommend a constant sustainable flow of vehicles for replacement purposes to maintain a reliable fleet. Additionally, officers who have specific functions (i.e. Response Team, Community Officers; SROs; Negotiators) do not receive new vehicles but receive re-assigned older fleet vehicles. This helps ensure that Department assets are used in the most efficient manner. Overall we maintain a workable number of vehicles to carry out all functions of police work and we are diligent in keeping our fleet at that number.

### Project Schedule and Estimate

	2021	2022	2023	2024	2025	5 year totals
Design/Admin Fees	\$0	\$0	\$0	\$0	\$0	\$0
Right of Way	\$0	\$0	\$0	\$0	\$0	\$0
Construction/Service Fees	\$536,000	\$536,000	\$536,000	\$536,000	\$536,000	\$2,680,000
Contingency	\$0	\$0	\$0	\$0	\$0	\$0
Technology	\$0	\$0	\$0	\$0	\$0	\$0
Financing Costs (Temp Notes)	\$0	\$0	\$0	\$0	\$0	\$0
Cost of Issuance (Rev/GO Bonds)	\$0	\$0	\$0	\$0	\$0	\$0
Debt Reserve Fund (Rev Bond)	\$0	\$0	\$0	\$0	\$0	\$0
Capitalized Interest	\$0	\$0	\$0	\$0	\$0	\$0
	\$536,000	\$536,000	\$536,000	\$536,000	\$536,000	\$2,680,000

Estimated Life of Item (years):

Cycle Replacement

Year of Estimate:

2018

Source of Estimate:

Staff

### Estimated Operating Cost:

--	--

### Account by Source of Financing

	2021	2022	2023	2024	2025	5 year totals
Cash	\$536,000	\$536,000	\$536,000	\$536,000	\$536,000	\$2,680,000
City Sales Tax	\$0	\$0	\$0	\$0	\$0	\$0
County Sales Tax	\$0	\$0	\$0	\$0	\$0	\$0
Donations	\$0	\$0	\$0	\$0	\$0	\$0
Facilities Fund	\$0	\$0	\$0	\$0	\$0	\$0
Federal Funds	\$0	\$0	\$0	\$0	\$0	\$0
Fleet Fund	\$0	\$0	\$0	\$0	\$0	\$0
G.O. Bond	\$0	\$0	\$0	\$0	\$0	\$0
IT Fund	\$0	\$0	\$0	\$0	\$0	\$0
Parking Fund	\$0	\$0	\$0	\$0	\$0	\$0
Revenue Bonds	\$0	\$0	\$0	\$0	\$0	\$0
Storm Water	\$0	\$0	\$0	\$0	\$0	\$0
Waste Water	\$0	\$0	\$0	\$0	\$0	\$0
Water	\$0	\$0	\$0	\$0	\$0	\$0
	\$536,000	\$536,000	\$536,000	\$536,000	\$536,000	\$2,680,000



## City of Topeka Capital Improvement Project Summary

Project Title:	Body Worn Camera/Taser Equipment Replacement Plan			Project Year(s):	2020-2029
Dept/Div:	Police				
Type:	New			Project Location:	Law Enforcement Center
Category:	Public Safety			Contact Phone:	368-9211
Contact Name:	Darin Scott			Alternate Phone:	
Previous Funding:	\$0	Total Funding:	\$2,567,171	Future Funding:	\$1,314,892
Project # :	801021.01				

**Project Description:**  
 This project is ongoing and will need to be maintained in future CIPs. Having Body Worn Cameras (BWC) has become an essential part of law enforcement operations. BWCs are the number one item the Department of Justice demands when they issue a Consent Decree following an investigation of a Use of Force of Civil Rights Violation. The Topeka Police Department was on the forefront of bringing BWCs on board as a tool for the officers. Technology is ever evolving and we must be able to evolve at near the same rate or we will find ourselves having to find more funding to catch up to current best practices. The Officer Safety Plan provides replacements for Body Worn Cameras, Tasers, and unlimited storage space for Body Worn Camera Video (digital evidence). This CIP enhances customer service as well.

### Project Schedule and Estimate

	2021	2022	2023	2024	2025	5 year totals
Design/Admin Fees	\$0	\$0	\$0	\$0	\$0	\$0
Right of Way	\$0	\$0	\$0	\$0	\$0	\$0
Construction/Service Fees	\$245,545	\$245,545	\$304,860	\$304,860	\$304,860	\$1,405,670
Contingency	\$0	\$0	\$0	\$0	\$0	\$0
Technology	\$0	\$0	\$0	\$0	\$0	\$0
Financing Costs (Temp Notes)	\$0	\$0	\$0	\$0	\$0	\$0
Cost of Issuance (Rev/GO Bonds)	\$0	\$0	\$0	\$0	\$0	\$0
Debt Reserve Fund (Rev Bond)	\$0	\$0	\$0	\$0	\$0	\$0
Capitalized Interest	\$0	\$0	\$0	\$0	\$0	\$0
	\$245,545	\$245,545	\$304,860	\$304,860	\$304,860	\$1,405,670

Estimated Life of Item (years):

Cycle Replacement

Year of Estimate:

Source of Estimate:

### Estimated Operating Cost:

--	--

### Account by Source of Financing

	2021	2022	2023	2024	2025	5 year totals
Cash	\$245,545	\$245,545	\$304,860	\$304,860	\$304,860	\$1,405,670
City Sales Tax	\$0	\$0	\$0	\$0	\$0	\$0
County Sales Tax	\$0	\$0	\$0	\$0	\$0	\$0
Donations	\$0	\$0	\$0	\$0	\$0	\$0
Facilities Fund	\$0	\$0	\$0	\$0	\$0	\$0
Federal Funds	\$0	\$0	\$0	\$0	\$0	\$0
Fleet Fund	\$0	\$0	\$0	\$0	\$0	\$0
G.O. Bond	\$0	\$0	\$0	\$0	\$0	\$0
IT Fund	\$0	\$0	\$0	\$0	\$0	\$0
Parking Fund	\$0	\$0	\$0	\$0	\$0	\$0
Revenue Bonds	\$0	\$0	\$0	\$0	\$0	\$0
Storm Water	\$0	\$0	\$0	\$0	\$0	\$0
Waste Water	\$0	\$0	\$0	\$0	\$0	\$0
Water	\$0	\$0	\$0	\$0	\$0	\$0
	\$245,545	\$245,545	\$304,860	\$304,860	\$304,860	\$1,405,670



# City of Topeka Capital Improvement Project Summary

Project Title: **Electric Vehicle Charging Stations** Project Year(s): **2023 to 2024**  
 Dept/Div: **PUBLIC WORKS**  
 Type: **New** Project Location: **Citywide**  
 Category: **Facilities** Contact Phone: **368-2599**  
 Contact Name: **Brian Bigenwalt** Alternate Phone:  
 Previous Funding: **\$0** Total Funding: **\$130,000** Future Funding: **\$0**  
 Project #: **801027.00**

Project Description:  
**As a component of the Fleet Replacement Program, vehicles - when appropriate - will be replaced with more fuel efficient and environmentally friendly electric vehicles. These vehicles require charging stations which will be placed at various City facilities and around the City for both staff and the public to utilize.**

### Project Schedule and Estimate

	2021	2022	2023	2024	2025	5 year totals
Design/Admin Fees	\$0	\$0	\$0	\$0	\$0	\$0
Right of Way	\$0	\$0	\$0	\$0	\$0	\$0
Construction/Service Fees	\$0	\$0	\$30,000	\$30,000	\$0	\$60,000
Contingency	\$0	\$0	\$0	\$0	\$0	\$0
Technology	\$0	\$0	\$35,000	\$35,000	\$0	\$70,000
Financing Costs (Temp Notes)	\$0	\$0	\$0	\$0	\$0	\$0
Cost of Issuance (Rev/GO Bonds)	\$0	\$0	\$0	\$0	\$0	\$0
Debt Reserve Fund (Rev Bond)	\$0	\$0	\$0	\$0	\$0	\$0
Capitalized Interest	\$0	\$0	\$0	\$0	\$0	\$0
	\$0	\$0	\$65,000	\$65,000	\$0	\$130,000

Estimated Life of Item (years):  
 Year of Estimate:  
 Source of Estimate:  
**Estimated Operating Cost:**

### Account by Source of Financing

	2021	2022	2023	2024	2025	5 year totals
Cash	\$0	\$0	\$65,000	\$65,000	\$0	\$130,000
City Sales Tax	\$0	\$0	\$0	\$0	\$0	\$0
County Sales Tax	\$0	\$0	\$0	\$0	\$0	\$0
Donations	\$0	\$0	\$0	\$0	\$0	\$0
Facilities Fund	\$0	\$0	\$0	\$0	\$0	\$0
Federal Funds	\$0	\$0	\$0	\$0	\$0	\$0
Fleet Fund	\$0	\$0	\$0	\$0	\$0	\$0
G.O. Bond	\$0	\$0	\$0	\$0	\$0	\$0
IT Fund	\$0	\$0	\$0	\$0	\$0	\$0
Parking Fund	\$0	\$0	\$0	\$0	\$0	\$0
Revenue Bonds	\$0	\$0	\$0	\$0	\$0	\$0
Storm Water	\$0	\$0	\$0	\$0	\$0	\$0
Waste Water	\$0	\$0	\$0	\$0	\$0	\$0
Water	\$0	\$0	\$0	\$0	\$0	\$0
	\$0	\$0	\$65,000	\$65,000	\$0	\$130,000





# City of Topeka Capital Improvement Project Summary

Project Title:	Portable and Installed 800 MHz Radios			Project Year(s):	2023
Dept/Div:	Public Works				
Type:	New and Repair/Replace			Project Location:	Public Works
Category:	Public Safety			Contact Phone:	785-368-3949
Contact Name:	Jason Peek			Alternate Phone:	
Previous Funding:	\$0	Total Funding:	\$93,150	Future Funding:	\$0
Project # :	801030.00				

**Project Description:**  
 The City of Topeka Public Works Department serves as an Emergency Support Function (ESF) which is an integral part of the Shawnee County Emergency Operations Plan. This plan outlines the responsibilities for ESF agencies and departments whereby effective interoperable communications are necessary and vital. It is necessary that interoperable communications be obtained early in a response so as to ensure the success of the various missions assigned to the Public Works Department. The Public Works Department also has a statutory responsibility to provide a response to those outside Shawnee County who may require Mutual Aid. The City of Topeka Street division current radio system (UHF) is segregated and is not compatible with the county-wide and state-wide 800 MHz radio system, which most of our ESF partners and community partners utilize. The UHF technology is also aging and we have experienced poor reception and functionality. This would allow the City Public Works Department to purchase radios for vehicles, equipment, and personnel which work with the County and State 800 MHz system seamlessly.

### Project Schedule and Estimate

	2021	2022	2023	2024	2025	5 year totals
Design/Admin Fees	\$0	\$0	\$0	\$0	\$0	\$0
Right of Way	\$0	\$0	\$0	\$0	\$0	\$0
Construction/Service Fees	\$0	\$0	\$90,000	\$0	\$0	\$90,000
Contingency	\$0	\$0	\$0	\$0	\$0	\$0
Technology	\$0	\$0	\$0	\$0	\$0	\$0
Financing Costs (Temp Notes)	\$0	\$0	\$1,350	\$0	\$0	\$1,350
Cost of Issuance (Rev/GO Bonds)	\$0	\$0	\$1,800	\$0	\$0	\$1,800
Debt Reserve Fund (Rev Bond)	\$0	\$0	\$0	\$0	\$0	\$0
Capitalized Interest	\$0	\$0	\$0	\$0	\$0	\$0
	\$0	\$0	\$93,150	\$0	\$0	\$93,150

Estimated Life of Item (years):  
**10 years**  
 Year of Estimate:  
**2019**  
 Source of Estimate:  
**Shawnee County  
 Emergency Mgmt,  
 Motorola**

**Estimated Operating Cost:**  
 The operating cost will vary, but will include maintenance and repairs.

### Account by Source of Financing

	2021	2022	2023	2024	2025	5 year totals
Cash	\$0	\$0	\$93,150	\$0	\$0	\$93,150
City Sales Tax	\$0	\$0	\$0	\$0	\$0	\$0
County Sales Tax	\$0	\$0	\$0	\$0	\$0	\$0
Donations	\$0	\$0	\$0	\$0	\$0	\$0
Facilities Fund	\$0	\$0	\$0	\$0	\$0	\$0
Federal Funds	\$0	\$0	\$0	\$0	\$0	\$0
Fleet Fund	\$0	\$0	\$0	\$0	\$0	\$0
G.O. Bond	\$0	\$0	\$0	\$0	\$0	\$0
IT Fund	\$0	\$0	\$0	\$0	\$0	\$0
Parking Fund	\$0	\$0	\$0	\$0	\$0	\$0
Revenue Bonds	\$0	\$0	\$0	\$0	\$0	\$0
Storm Water	\$0	\$0	\$0	\$0	\$0	\$0
Waste Water	\$0	\$0	\$0	\$0	\$0	\$0
Water	\$0	\$0	\$0	\$0	\$0	\$0
	\$0	\$0	\$93,150	\$0	\$0	\$93,150



# City of Topeka Capital Improvement Project Summary

Project Title: **Fire Department Fleet Replacement** Project Year(s): **2021 to 2025**  
 Dept/Div: **10120 - FIRE DEPARTMENT**  
 Type: **Repair/Replace** Project Location: **Citywide**  
 Category: **Public Safety** Contact Phone: **368-0111**  
 Contact Name: **Michael J Benson** Alternate Phone:  
 Previous Funding: **\$0** Total Funding: **\$9,760,225** Future Funding:  
 Project #: **801057.00**

**Project Description:**  
 This project funds heavy equipment and vehicles related to Fire and EMS fleet apparatus (large trucks, engines, and aerials). It is imperative that each station has reliable vehicles available at all times as mechanical failure or damage can delay service to the community. It is the department's recommendation to place each front-line vehicle into the reserve pool after ten years of service and replace reserve pool vehicles after fifteen years. Current projections reflect an average of two large fleet replacements a year. The consolidation of heavy equipment and vehicle purchases into one project provides additional flexibility for annual purchases to reflect the current needs of the department.

### Project Schedule and Estimate

	2021	2022	2023	2024	2025	5 year totals
Design/Admin Fees	\$0	\$0	\$1,612,000	\$0	\$0	\$1,612,000
Right of Way	\$0	\$0	\$0	\$0	\$0	\$0
Construction/Service Fees	\$1,594,000	\$825,000	\$1,030,225	\$2,587,500	\$1,817,000	\$7,853,725
Contingency	\$0	\$0	\$0	\$0	\$0	\$0
Technology	\$0	\$0	\$0	\$0	\$0	\$0
Financing Costs (Temp Notes)	\$20,000	\$11,000	\$42,500	\$33,000	\$22,000	\$128,500
Cost of Issuance (Rev/GO Bonds)	\$26,000	\$14,000	\$56,000	\$42,000	\$28,000	\$166,000
Debt Reserve Fund (Rev Bond)	\$0	\$0	\$0	\$0	\$0	\$0
Capitalized Interest	\$0	\$0	\$0	\$0	\$0	\$0
	\$1,640,000	\$850,000	\$2,740,725	\$2,662,500	\$1,867,000	\$9,760,225

Estimated Life of Item (years):  
**15 years**  
 Year of Estimate:  
**2019**  
 Source of Estimate:  
**Current Price plus a 3% per year cost increase**

**Estimated Operating Cost:**

### Account by Source of Financing

	2021	2022	2023	2024	2025	5 year totals
Cash	\$0	\$0	\$225,000	\$0	\$0	\$225,000
City Sales Tax	\$0	\$0	\$0	\$0	\$0	\$0
County Sales Tax	\$0	\$0	\$0	\$0	\$0	\$0
Donations	\$0	\$0	\$0	\$0	\$0	\$0
Facilities Fund	\$0	\$0	\$0	\$0	\$0	\$0
Federal Funds	\$0	\$0	\$0	\$0	\$0	\$0
Fleet Fund	\$0	\$0	\$0	\$0	\$0	\$0
G.O. Bond	\$1,640,000	\$850,000	\$2,515,725	\$2,662,500	\$1,867,000	\$9,535,225
IT Fund	\$0	\$0	\$0	\$0	\$0	\$0
Parking Fund	\$0	\$0	\$0	\$0	\$0	\$0
Revenue Bonds	\$0	\$0	\$0	\$0	\$0	\$0
Storm Water	\$0	\$0	\$0	\$0	\$0	\$0
Waste Water	\$0	\$0	\$0	\$0	\$0	\$0
Water	\$0	\$0	\$0	\$0	\$0	\$0
	\$1,640,000	\$850,000	\$2,740,725	\$2,662,500	\$1,867,000	\$9,760,225



# City of Topeka Capital Improvement Project Summary

Project Title:	<b>Fleet Replacement Program</b>			Project Year(s):	<b>2024 to 2030</b>
Dept/Div:	<b>FLEET RESERVE CAPITAL</b>				
Type:	<b>New and Repair/Replace</b>	Project Location:	<b>Fleet Services</b>		
Category:	<b>Facilities</b>	Contact Phone:	<b>368-2599</b>		
Contact Name:	<b>Brian Bigenwalt</b>	Alternate Phone:			
Previous Funding:	<b>\$0</b>	Total Funding:	<b>\$9,000,000</b>	Future Funding:	<b>\$22,500,000</b>
Project # :	<b>861018.00</b>				

**Project Description:**  
 This projects funds citywide vehicle and equipment replacements, excluding the Fire Departments apparatus, which already have a plan for their replacements in the CIP. The minimum required annual funding of \$4.5 million for fleet maintenance efforts was recommended in the Mercury and Associates report.

### Project Schedule and Estimate

	2021	2022	2023	2024	2025	5 year totals
Design/Admin Fees	\$0	\$0	\$0	\$0	\$0	\$0
Right of Way	\$0	\$0	\$0	\$0	\$0	\$0
Construction/Service Fees	\$0	\$0	\$0	\$4,500,000	\$4,500,000	\$9,000,000
Contingency	\$0	\$0	\$0	\$0	\$0	\$0
Technology	\$0	\$0	\$0	\$0	\$0	\$0
Financing Costs (Temp Notes)	\$0	\$0	\$0	\$0	\$0	\$0
Cost of Issuance (Rev/GO Bonds)	\$0	\$0	\$0	\$0	\$0	\$0
Debt Reserve Fund (Rev Bond)	\$0	\$0	\$0	\$0	\$0	\$0
Capitalized Interest	\$0	\$0	\$0	\$0	\$0	\$0
	\$0	\$0	\$0	\$4,500,000	\$4,500,000	\$9,000,000

Estimated Life of Item (years):

**Varies**  
 Year of Estimate:  
**2017**  
 Source of Estimate:  
**Mercury and Associates report**

### Estimated Operating Cost:

The operating cost will vary by the type of vehicle and equipment that is purchased. Operating cost would include fuel, maintenance, repairs and insurance.

### Account by Source of Financing

	2021	2022	2023	2024	2025	5 year totals
Cash	\$0	\$0	\$0	\$4,500,000	\$4,500,000	\$9,000,000
City Sales Tax	\$0	\$0	\$0	\$0	\$0	\$0
County Sales Tax	\$0	\$0	\$0	\$0	\$0	\$0
Donations	\$0	\$0	\$0	\$0	\$0	\$0
Facilities Fund	\$0	\$0	\$0	\$0	\$0	\$0
Federal Funds	\$0	\$0	\$0	\$0	\$0	\$0
Fleet Fund	\$0	\$0	\$0	\$0	\$0	\$0
G.O. Bond	\$0	\$0	\$0	\$0	\$0	\$0
IT Fund	\$0	\$0	\$0	\$0	\$0	\$0
Parking Fund	\$0	\$0	\$0	\$0	\$0	\$0
Revenue Bonds	\$0	\$0	\$0	\$0	\$0	\$0
Storm Water	\$0	\$0	\$0	\$0	\$0	\$0
Waste Water	\$0	\$0	\$0	\$0	\$0	\$0
Water	\$0	\$0	\$0	\$0	\$0	\$0
	\$0	\$0	\$0	\$4,500,000	\$4,500,000	\$9,000,000



## City of Topeka Capital Improvement Project Summary

Project Title:	Integrated Document Management System			Project Year(s):	2021 to 2022
Dept/Div:	CASH AND ACCOUNTS PAYABLE				
Type:	New	Project Location:	Citywide		
Category:	Facilities	Contact Phone:	368-1905		
Contact Name:	Dr. Jason Peek	Alternate Phone:			
Previous Funding:	\$0	Total Funding:	\$500,000	Future Funding:	\$0
Project # :	861019.00				

**Project Description:**  
 There are 3 parts to this project: 1) Procure an enterprise content management system that can directly integrate with a variety of enterprise systems the City already manages, such as Lawson, Cityworks, and Esri. Additionally, it has capabilities to fill holes within the City's workflows, such as electronic plan review, contract workflow management, change management, and facilities management. This process includes the costs of licensing as well as the migration of the two current systems into one. 2) The City has thousands of hard copy plans and as-builts that are rapidly deteriorating. This project would inventory, scan, and index into the enterprise content management system plans and documents for citywide infrastructure including water, stormwater, wastewater, and their corresponding plants. If we do not preserve these documents we are at risk of losing valuable information related to citywide infrastructure. 3) The Engineering Division of Public Works has several years of hard copy aerial photography. This project would be to scan the photographs and geographically rectify them so they can be viewed in the GIS. If these photographs are not scanned, we risk losing valuable information.

### Project Schedule and Estimate

	2021	2022	2023	2024	2025	5 year totals
Design/Admin Fees	\$0	\$0	\$0	\$0	\$0	\$0
Right of Way	\$0	\$0	\$0	\$0	\$0	\$0
Construction/Service Fees	\$0	\$0	\$0	\$0	\$0	\$0
Contingency	\$0	\$0	\$0	\$0	\$0	\$0
Technology	\$300,000	\$200,000	\$0	\$0	\$0	\$500,000
Financing Costs (Temp Notes)	\$0	\$0	\$0	\$0	\$0	\$0
Cost of Issuance (Rev/GO Bonds)	\$0	\$0	\$0	\$0	\$0	\$0
Debt Reserve Fund (Rev Bond)	\$0	\$0	\$0	\$0	\$0	\$0
Capitalized Interest	\$0	\$0	\$0	\$0	\$0	\$0
	\$300,000	\$200,000	\$0	\$0	\$0	\$500,000

Estimated Life of Item (years):

15 Years

Year of Estimate:

2018

Source of Estimate:

Staff

### Estimated Operating Cost:

--	--

### Account by Source of Financing

	2021	2022	2023	2024	2025	5 year totals
Cash	\$300,000	\$200,000	\$0	\$0	\$0	\$500,000
City Sales Tax	\$0	\$0	\$0	\$0	\$0	\$0
County Sales Tax	\$0	\$0	\$0	\$0	\$0	\$0
Donations	\$0	\$0	\$0	\$0	\$0	\$0
Facilities Fund	\$0	\$0	\$0	\$0	\$0	\$0
Federal Funds	\$0	\$0	\$0	\$0	\$0	\$0
Fleet Fund	\$0	\$0	\$0	\$0	\$0	\$0
G.O. Bond	\$0	\$0	\$0	\$0	\$0	\$0
IT Fund	\$0	\$0	\$0	\$0	\$0	\$0
Parking Fund	\$0	\$0	\$0	\$0	\$0	\$0
Revenue Bonds	\$0	\$0	\$0	\$0	\$0	\$0
Storm Water	\$0	\$0	\$0	\$0	\$0	\$0
Waste Water	\$0	\$0	\$0	\$0	\$0	\$0
Water	\$0	\$0	\$0	\$0	\$0	\$0
	\$300,000	\$200,000	\$0	\$0	\$0	\$500,000



## City of Topeka Capital Improvement Project Summary

Project Title:	Asset Inventory / Geospatial Updates			Project Year(s):	2021 to 2023
Dept/Div:	PUBLIC WORKS				
Type:	Repair/Replace	Project Location:	Citywide		
Category:	Facilities	Contact Phone:	368-1905		
Contact Name:	Dr. Jason Peek	Alternate Phone:			
Previous Funding:	\$0	Total Funding:	\$600,000	Future Funding:	\$0
Project # :	861020.00				

**Project Description:**  
 There are many infrastructure assets that need to be inventoried and updated to current GIS and asset management standards to meet several city-wide initiatives. This project would collect City-owned assets including trees, street signs, poles, pavement markings and striping, sidewalks and ramps, street lights, curb and gutter, stormwater inlets, fire hydrants, guardrails, signals and controllers, bridges, barrier/retaining walls, parking meters, alley approaches, and ditches. Also included with this project is the development of a city owned tree inventory. Currently, the City has no inventory or condition assessment of the trees in the City right-of-way. After the inventory and condition assessment, the data will reside in GIS and Cityworks where service requests, work orders, and inspections can occur. Lastly, this project would cover the acquisition and maintenance of a project and budget prioritization and optimization software.

### Project Schedule and Estimate

	2021	2022	2023	2024	2025	5 year totals
Design/Admin Fees	\$0	\$0	\$0	\$0	\$0	\$0
Right of Way	\$0	\$0	\$0	\$0	\$0	\$0
Construction/Service Fees	\$0	\$0	\$0	\$0	\$0	\$0
Contingency	\$0	\$0	\$0	\$0	\$0	\$0
Technology	\$200,000	\$200,000	\$200,000	\$0	\$0	\$600,000
Financing Costs (Temp Notes)	\$0	\$0	\$0	\$0	\$0	\$0
Cost of Issuance (Rev/GO Bonds)	\$0	\$0	\$0	\$0	\$0	\$0
Debt Reserve Fund (Rev Bond)	\$0	\$0	\$0	\$0	\$0	\$0
Capitalized Interest	\$0	\$0	\$0	\$0	\$0	\$0
	\$200,000	\$200,000	\$200,000	\$0	\$0	\$600,000

Estimated Life of Item (years):

NA  
 Year of Estimate:  
 2017  
 Source of Estimate:  
 2 Consulting firms and TSG

### Estimated Operating Cost:

N/A

### Account by Source of Financing

	2021	2022	2023	2024	2025	5 year totals
Cash	\$200,000	\$200,000	\$200,000	\$0	\$0	\$600,000
City Sales Tax	\$0	\$0	\$0	\$0	\$0	\$0
County Sales Tax	\$0	\$0	\$0	\$0	\$0	\$0
Donations	\$0	\$0	\$0	\$0	\$0	\$0
Facilities Fund	\$0	\$0	\$0	\$0	\$0	\$0
Federal Funds	\$0	\$0	\$0	\$0	\$0	\$0
Fleet Fund	\$0	\$0	\$0	\$0	\$0	\$0
G.O. Bond	\$0	\$0	\$0	\$0	\$0	\$0
IT Fund	\$0	\$0	\$0	\$0	\$0	\$0
Parking Fund	\$0	\$0	\$0	\$0	\$0	\$0
Revenue Bonds	\$0	\$0	\$0	\$0	\$0	\$0
Storm Water	\$0	\$0	\$0	\$0	\$0	\$0
Waste Water	\$0	\$0	\$0	\$0	\$0	\$0
Water	\$0	\$0	\$0	\$0	\$0	\$0
	\$200,000	\$200,000	\$200,000	\$0	\$0	\$600,000



## City of Topeka Capital Improvement Project Summary

Project Title:	Fleet Replacement Program - Transportation Operations			Project Year(s):	2021 to 2030
Dept/Div:	Public Works				
Type:	New and Repair/Replace			Project Location:	Transportation Operations
Category:	Public Safety			Contact Phone:	785-368-3949
Contact Name:	Jason Peek			Alternate Phone:	
Previous Funding:	\$0	Total Funding:	\$7,298,510	Future Funding:	\$4,720,632
Project # :	861028.00				

**Project Description:**  
 This project establishes funding to maintain the Transportation Operations Division heavy equipment replacement cycle as modeled by Mercury and Associates. Heavy equipment includes, but is not limited to, items such as dump trucks, street sweepers, platform lift trucks, and asphalt zippers. The adherence to a regular replacement cycle for vehicles and equipment in the street maintenance, snow removal, and other public works divisions will lead to less down time for repair and/or replacement and will result in better service delivery during emergency events and regular operations.

### Project Schedule and Estimate

	2021	2022	2023	2024	2025	5 year totals
Design/Admin Fees	\$0	\$0	\$0	\$0	\$0	\$0
Right of Way	\$0	\$0	\$0	\$0	\$0	\$0
Construction/Service Fees	\$1,449,276	\$1,449,276	\$1,449,276	\$1,351,937	\$1,351,937	\$7,051,702
Contingency	\$0	\$0	\$0	\$0	\$0	\$0
Technology	\$0	\$0	\$0	\$0	\$0	\$0
Financing Costs (Temp Notes)	\$21,740	\$21,740	\$21,740	\$20,279	\$20,279	\$105,778
Cost of Issuance (Rev/GO Bonds)	\$28,984	\$28,984	\$28,984	\$27,039	\$27,039	\$141,030
Debt Reserve Fund (Rev Bond)	\$0	\$0	\$0	\$0	\$0	\$0
Capitalized Interest	\$0	\$0	\$0	\$0	\$0	\$0
	\$1,500,000	\$1,500,000	\$1,500,000	\$1,399,255	\$1,399,255	\$7,298,510

Estimated Life of Item (years):

Varies

Year of Estimate:

2019

Source of Estimate:

Fleet Services,  
Mercury Associates  
report

### Estimated Operating Cost:

The operating cost will vary by the type of vehicle and equipment that is purchased. Operating cost would include fuel, maintenance, repairs, and insurance.

### Account by Source of Financing

	2021	2022	2023	2024	2025	5 year totals
Cash	\$500,000	\$500,000	\$500,000	\$0	\$0	\$1,500,000
City Sales Tax	\$0	\$0	\$0	\$0	\$0	\$0
County Sales Tax	\$0	\$0	\$0	\$0	\$0	\$0
Donations	\$0	\$0	\$0	\$0	\$0	\$0
Facilities Fund	\$0	\$0	\$0	\$0	\$0	\$0
Federal Funds	\$0	\$0	\$0	\$0	\$0	\$0
Fleet Fund	\$0	\$0	\$0	\$0	\$0	\$0
G.O. Bond	\$1,000,000	\$1,000,000	\$1,000,000	\$1,399,255	\$1,399,255	\$5,798,510
IT Fund	\$0	\$0	\$0	\$0	\$0	\$0
Parking Fund	\$0	\$0	\$0	\$0	\$0	\$0
Revenue Bonds	\$0	\$0	\$0	\$0	\$0	\$0
Storm Water	\$0	\$0	\$0	\$0	\$0	\$0
Waste Water	\$0	\$0	\$0	\$0	\$0	\$0
Water	\$0	\$0	\$0	\$0	\$0	\$0
	\$1,500,000	\$1,500,000	\$1,500,000	\$1,399,255	\$1,399,255	\$7,298,510



# **Citywide Half Cent Sales Tax Projects**



## City of Topeka Capital Improvement Project Summary

Project Title:	<b>ADA Sidewalk Ramp Program 2021</b>			Project Year(s):	<b>2021 to 2030</b>
Dept/Div:	<b>PUBLIC WORKS</b>			Project Location:	<b>Various Locations</b>
Type:	<b>Repair/Replace</b>			Contact Phone:	<b>368-3842</b>
Category:	<b>Street</b>			Alternate Phone:	
Contact Name:	<b>Mark Schreiner</b>			Future Funding:	<b>\$1,500,000</b>
Previous Funding:	<b>\$0</b>	Total Funding:	<b>\$1,500,000</b>		
Project # :	<b>241061.00</b>				

**Project Description:**  
**The Americans with Disabilities Act (ADA) Ramp Program provides for the maintenance and installation of accessible curb cuts and sidewalk ramps at intersections throughout the city in accordance with the ADA Accessibility Guidelines. The City has approximately 8,000 existing sidewalk ramps with approximately 1,200 additional locations needed. Priority locations are those identified where citizens have specific needs and along roads where major street maintenance is occurring. The cost per ramp varies from \$1,500 on up depending on the surrounding conditions (grade, right of way availability, utilities). The more challenges associated with bringing the location into compliance with the ADA guidelines (longitudinal and transverse slope), the higher the cost. The city is currently able to upgrade between 100 and 150 ramps per year.**

### Project Schedule and Estimate

	2021	2022	2023	2024	2025	5 year totals
Design/Admin Fees	\$20,000	\$20,000	\$20,000	\$20,000	\$20,000	\$100,000
Right of Way	\$0	\$0	\$0	\$0	\$0	\$0
Construction/Service Fees	\$280,000	\$280,000	\$280,000	\$280,000	\$280,000	\$1,400,000
Contingency	\$0	\$0	\$0	\$0	\$0	\$0
Technology	\$0	\$0	\$0	\$0	\$0	\$0
Financing Costs (Temp Notes)	\$0	\$0	\$0	\$0	\$0	\$0
Cost of Issuance (Rev/GO Bonds)	\$0	\$0	\$0	\$0	\$0	\$0
Debt Reserve Fund (Rev Bond)	\$0	\$0	\$0	\$0	\$0	\$0
Capitalized Interest	\$0	\$0	\$0	\$0	\$0	\$0
	<b>\$300,000</b>	<b>\$300,000</b>	<b>\$300,000</b>	<b>\$300,000</b>	<b>\$300,000</b>	<b>\$1,500,000</b>

Estimated Life of Item (years): <b>20 Years</b>	<b>Estimated Operating Cost:</b> Minimal operating costs are anticipated. If maintenance is required, the primary funding source is the Motor Fuel Tax.
Year of Estimate: <b>2019</b>	
Source of Estimate: <b>Staff</b>	

### Account by Source of Financing

	2021	2022	2023	2024	2025	5 year totals
Cash	\$0	\$0	\$0	\$0	\$0	\$0
City Sales Tax	\$300,000	\$300,000	\$300,000	\$300,000	\$300,000	\$1,500,000
County Sales Tax	\$0	\$0	\$0	\$0	\$0	\$0
Donations	\$0	\$0	\$0	\$0	\$0	\$0
Facilities Fund	\$0	\$0	\$0	\$0	\$0	\$0
Federal Funds	\$0	\$0	\$0	\$0	\$0	\$0
Fleet Fund	\$0	\$0	\$0	\$0	\$0	\$0
G.O. Bond	\$0	\$0	\$0	\$0	\$0	\$0
IT Fund	\$0	\$0	\$0	\$0	\$0	\$0
Parking Fund	\$0	\$0	\$0	\$0	\$0	\$0
Revenue Bonds	\$0	\$0	\$0	\$0	\$0	\$0
Storm Water	\$0	\$0	\$0	\$0	\$0	\$0
Waste Water	\$0	\$0	\$0	\$0	\$0	\$0
Water	\$0	\$0	\$0	\$0	\$0	\$0
	<b>\$300,000</b>	<b>\$300,000</b>	<b>\$300,000</b>	<b>\$300,000</b>	<b>\$300,000</b>	<b>\$1,500,000</b>





## City of Topeka Capital Improvement Project Summary

Project Title:	<b>Sidewalk Repair Program 2021</b>			Project Year(s):	<b>2021 to 2030</b>
Dept/Div:	<b>PUBLIC WORKS</b>				
Type:	<b>Repair/Replace</b>	Project Location:	<b>Various Locations</b>		
Category:	<b>Street</b>	Contact Phone:	<b>368-3842</b>		
Contact Name:	<b>Mark Schreiner</b>	Alternate Phone:			
Previous Funding:	<b>\$0</b>	Total Funding:	<b>\$500,000</b>	Future Funding:	<b>\$500,000</b>
Project # :	<b>241062.00</b>				

Project Description:  
**The Sidewalk Repair Program will repair existing deteriorated sidewalks at various locations throughout the City. The program provides matching funds to allow residential property owners to repair sidewalks that are out of compliance with current codes. This is sometimes referred to as the '50/50' sidewalk program.**

### Project Schedule and Estimate

	2021	2022	2023	2024	2025	5 year totals
Design/Admin Fees	\$0	\$0	\$0	\$0	\$0	\$0
Right of Way	\$0	\$0	\$0	\$0	\$0	\$0
Construction/Service Fees	\$100,000	\$100,000	\$100,000	\$100,000	\$100,000	\$500,000
Contingency	\$0	\$0	\$0	\$0	\$0	\$0
Technology	\$0	\$0	\$0	\$0	\$0	\$0
Financing Costs (Temp Notes)	\$0	\$0	\$0	\$0	\$0	\$0
Cost of Issuance (Rev/GO Bonds)	\$0	\$0	\$0	\$0	\$0	\$0
Debt Reserve Fund (Rev Bond)	\$0	\$0	\$0	\$0	\$0	\$0
Capitalized Interest	\$0	\$0	\$0	\$0	\$0	\$0
	<b>\$100,000</b>	<b>\$100,000</b>	<b>\$100,000</b>	<b>\$100,000</b>	<b>\$100,000</b>	<b>\$500,000</b>

Estimated Life of Item (years):

**30 Years**

Year of Estimate:

**2019**

Source of Estimate:

**Staff**

### Estimated Operating Cost:

By City Code, sidewalk maintenance is the responsibility of the abutting property owner.

### Account by Source of Financing

	2021	2022	2023	2024	2025	5 year totals
Cash	\$0	\$0	\$0	\$0	\$0	\$0
City Sales Tax	\$100,000	\$100,000	\$100,000	\$100,000	\$100,000	\$500,000
County Sales Tax	\$0	\$0	\$0	\$0	\$0	\$0
Donations	\$0	\$0	\$0	\$0	\$0	\$0
Facilities Fund	\$0	\$0	\$0	\$0	\$0	\$0
Federal Funds	\$0	\$0	\$0	\$0	\$0	\$0
Fleet Fund	\$0	\$0	\$0	\$0	\$0	\$0
G.O. Bond	\$0	\$0	\$0	\$0	\$0	\$0
IT Fund	\$0	\$0	\$0	\$0	\$0	\$0
Parking Fund	\$0	\$0	\$0	\$0	\$0	\$0
Revenue Bonds	\$0	\$0	\$0	\$0	\$0	\$0
Storm Water	\$0	\$0	\$0	\$0	\$0	\$0
Waste Water	\$0	\$0	\$0	\$0	\$0	\$0
Water	\$0	\$0	\$0	\$0	\$0	\$0
	<b>\$100,000</b>	<b>\$100,000</b>	<b>\$100,000</b>	<b>\$100,000</b>	<b>\$100,000</b>	<b>\$500,000</b>



## City of Topeka Capital Improvement Project Summary

Project Title:	SE Quincy Street from 8th Street to 10th Street			Project Year(s):	2022 to 2024
Dept/Div:	PUBLIC WORKS				
Type:	Repair/Replace	Project Location:	SE Quincy		
Category:	Street	Contact Phone:	368-3842		
Contact Name:	Robert Bidwell	Alternate Phone:			
Previous Funding:	\$0	Total Funding:	\$1,267,500	Future Funding:	\$0
Project # :	601098.00				

**Project Description:**  
 This project funds the reconstruction of this segment of Quincy. Design was originally planned in 2023 but has been shifted up to 2022 as significant utility work is anticipated and a full year (2023) needs to be scheduled for utility relocations. Construction activity is still scheduled for 2024. The design will investigate creating a plaza type atmosphere as the current street is wide and experiences limited traffic volume. Lane reduction is a possibility.

### Project Schedule and Estimate

	2021	2022	2023	2024	2025	5 year totals
Design/Admin Fees	\$0	\$125,000	\$0	\$0	\$0	\$125,000
Right of Way	\$0	\$0	\$0	\$0	\$0	\$0
Construction/Service Fees	\$0	\$0	\$0	\$950,000	\$0	\$950,000
Contingency	\$0	\$0	\$50,000	\$142,500	\$0	\$192,500
Technology	\$0	\$0	\$0	\$0	\$0	\$0
Financing Costs (Temp Notes)	\$0	\$0	\$0	\$0	\$0	\$0
Cost of Issuance (Rev/GO Bonds)	\$0	\$0	\$0	\$0	\$0	\$0
Debt Reserve Fund (Rev Bond)	\$0	\$0	\$0	\$0	\$0	\$0
Capitalized Interest	\$0	\$0	\$0	\$0	\$0	\$0
	\$0	\$125,000	\$50,000	\$1,092,500	\$0	\$1,267,500

Estimated Life of Item (years):

20 Years

Year of Estimate:

2018

Source of Estimate:

Engineering

### Estimated Operating Cost:

Rehab of street section will reduce the ongoing maintenance funding needed.

### Account by Source of Financing

	2021	2022	2023	2024	2025	5 year totals
Cash	\$0	\$0	\$0	\$0	\$0	\$0
City Sales Tax	\$0	\$125,000	\$50,000	\$1,092,500	\$0	\$1,267,500
County Sales Tax	\$0	\$0	\$0	\$0	\$0	\$0
Donations	\$0	\$0	\$0	\$0	\$0	\$0
Facilities Fund	\$0	\$0	\$0	\$0	\$0	\$0
Federal Funds	\$0	\$0	\$0	\$0	\$0	\$0
Fleet Fund	\$0	\$0	\$0	\$0	\$0	\$0
G.O. Bond	\$0	\$0	\$0	\$0	\$0	\$0
IT Fund	\$0	\$0	\$0	\$0	\$0	\$0
Parking Fund	\$0	\$0	\$0	\$0	\$0	\$0
Revenue Bonds	\$0	\$0	\$0	\$0	\$0	\$0
Storm Water	\$0	\$0	\$0	\$0	\$0	\$0
Waste Water	\$0	\$0	\$0	\$0	\$0	\$0
Water	\$0	\$0	\$0	\$0	\$0	\$0
	\$0	\$125,000	\$50,000	\$1,092,500	\$0	\$1,267,500



## City of Topeka Capital Improvement Project Summary

Project Title:	SW Gage Blvd. from Emland Drive to 6th Street			Project Year(s):	2021 to 2022
Dept/Div:	PUBLIC WORKS				
Type:	Repair/Replace	Project Location:	SW Gage Blvd		
Category:	Street	Contact Phone:	368-3842		
Contact Name:	Robert Bidwell	Alternate Phone:			
Previous Funding:	\$0	Total Funding:	\$750,000	Future Funding:	\$0
Project # :	601100.00				

**Project Description:**  
 Reconstruction of SW Gage between I-70 and Emland Drive occurred in 2019 as part of a KDOT/COT project. In late fall of 2019, the city hired a contractor to do partial milling and some underlying concrete panel replacements between Emland and SW 6th. COT crews then overlaid and re-stripped the milled areas. The area between Emland and SW 6th was reworked in 2019 as a short term rehabilitation project to improve safety and reduce the continual maintenance demands for this section. A major rehabilitation from Emland to SW 6th is still required. Project includes the reconstruction of the curb on the east side, joint repair, street overlay, and restriping. The previous CIP showed the project being designed in 2023 and constructed in 2024. This CIP shifts this project to design in 2021 and construction in 2022.

### Project Schedule and Estimate

	2021	2022	2023	2024	2025	5 year totals
Design/Admin Fees	\$60,000	\$0	\$0	\$0	\$0	\$60,000
Right of Way	\$0	\$0	\$0	\$0	\$0	\$0
Construction/Service Fees	\$0	\$630,000	\$0	\$0	\$0	\$630,000
Contingency	\$0	\$60,000	\$0	\$0	\$0	\$60,000
Technology	\$0	\$0	\$0	\$0	\$0	\$0
Financing Costs (Temp Notes)	\$0	\$0	\$0	\$0	\$0	\$0
Cost of Issuance (Rev/GO Bonds)	\$0	\$0	\$0	\$0	\$0	\$0
Debt Reserve Fund (Rev Bond)	\$0	\$0	\$0	\$0	\$0	\$0
Capitalized Interest	\$0	\$0	\$0	\$0	\$0	\$0
	\$60,000	\$690,000	\$0	\$0	\$0	\$750,000

Estimated Life of Item (years):

15 Years

Year of Estimate:

2018

Source of Estimate:

Engineering

### Estimated Operating Cost:

It is expected to reduce the annual maintenance costs and improve ride-ability for this section of roadway.

### Account by Source of Financing

	2021	2022	2023	2024	2025	5 year totals
Cash	\$0	\$0	\$0	\$0	\$0	\$0
City Sales Tax	\$60,000	\$690,000	\$0	\$0	\$0	\$750,000
County Sales Tax	\$0	\$0	\$0	\$0	\$0	\$0
Donations	\$0	\$0	\$0	\$0	\$0	\$0
Facilities Fund	\$0	\$0	\$0	\$0	\$0	\$0
Federal Funds	\$0	\$0	\$0	\$0	\$0	\$0
Fleet Fund	\$0	\$0	\$0	\$0	\$0	\$0
G.O. Bond	\$0	\$0	\$0	\$0	\$0	\$0
IT Fund	\$0	\$0	\$0	\$0	\$0	\$0
Parking Fund	\$0	\$0	\$0	\$0	\$0	\$0
Revenue Bonds	\$0	\$0	\$0	\$0	\$0	\$0
Storm Water	\$0	\$0	\$0	\$0	\$0	\$0
Waste Water	\$0	\$0	\$0	\$0	\$0	\$0
Water	\$0	\$0	\$0	\$0	\$0	\$0
	\$60,000	\$690,000	\$0	\$0	\$0	\$750,000



## City of Topeka Capital Improvement Project Summary

Project Title:	<b>SW 10th Avenue - SW Fairlawn Road to SW Wanamaker Road</b>			Project Year(s):	<b>2017-2021</b>
Dept/Div:	<b>PUBLIC WORKS</b>				
Type:	<b>Repair/Replace</b>	Project Location:	<b>SW 10th Ave. Fairlawn</b>		
Category:	<b>Street</b>	Contact Phone:	<b>368-3842</b>		
Contact Name:	<b>Mark Schreiner</b>	Alternate Phone:			
Previous Funding:	<b>\$3,595,000</b>	Total Funding:	<b>\$6,312,000</b>	Future Funding:	<b>\$0</b>
Project # :	<b>701015.00</b>				

**Project Description:**  
**The SW 10th Avenue project between SW Fairlawn Road and SW Wanamaker Road involves roadway widening and includes curb and gutter, sidewalks, street lighting, and drainage improvements. Design started in FY2017 with utility relocation and right of way acquisition occurring in FY2019/2020. Construction on this project started in FY2020 and is scheduled to be completed in FY2021.**

### Project Schedule and Estimate

	2021	2022	2023	2024	2025	5 year totals
Design/Admin Fees	\$0	\$0	\$0	\$0	\$0	\$0
Right of Way	\$0	\$0	\$0	\$0	\$0	\$0
Construction/Service Fees	\$2,310,000	\$0	\$0	\$0	\$0	\$2,310,000
Contingency	\$350,000	\$0	\$0	\$0	\$0	\$350,000
Technology	\$0	\$0	\$0	\$0	\$0	\$0
Financing Costs (Temp Notes)	\$27,000	\$0	\$0	\$0	\$0	\$27,000
Cost of Issuance (Rev/GO Bonds)	\$30,000	\$0	\$0	\$0	\$0	\$30,000
Debt Reserve Fund (Rev Bond)	\$0	\$0	\$0	\$0	\$0	\$0
Capitalized Interest	\$0	\$0	\$0	\$0	\$0	\$0
	<b>\$2,717,000</b>	<b>\$0</b>	<b>\$0</b>	<b>\$0</b>	<b>\$0</b>	<b>\$2,717,000</b>

Estimated Life of Item (years):

**15 Years**

Year of Estimate:

**2018**

Source of Estimate:

**Engineering**

### Estimated Operating Cost:

Operating costs include pavement markings and crack sealing. The primary funding source is Motor Fuel Tax. This project will provide a net reduction in operating costs by reducing the maintenance needs for the new pavement versus the existing deteriorated pavement.

### Account by Source of Financing

	2021	2022	2023	2024	2025	5 year totals
Cash	\$0	\$0	\$0	\$0	\$0	\$0
City Sales Tax	\$1,160,000	\$0	\$0	\$0	\$0	\$1,160,000
County Sales Tax	\$0	\$0	\$0	\$0	\$0	\$0
Donations	\$0	\$0	\$0	\$0	\$0	\$0
Facilities Fund	\$0	\$0	\$0	\$0	\$0	\$0
Federal Funds	\$0	\$0	\$0	\$0	\$0	\$0
Fleet Fund	\$0	\$0	\$0	\$0	\$0	\$0
G.O. Bond	\$1,557,000	\$0	\$0	\$0	\$0	\$1,557,000
IT Fund	\$0	\$0	\$0	\$0	\$0	\$0
Parking Fund	\$0	\$0	\$0	\$0	\$0	\$0
Revenue Bonds	\$0	\$0	\$0	\$0	\$0	\$0
Storm Water	\$0	\$0	\$0	\$0	\$0	\$0
Waste Water	\$0	\$0	\$0	\$0	\$0	\$0
Water	\$0	\$0	\$0	\$0	\$0	\$0
	<b>\$2,717,000</b>	<b>\$0</b>	<b>\$0</b>	<b>\$0</b>	<b>\$0</b>	<b>\$2,717,000</b>



## City of Topeka Capital Improvement Project Summary

Project Title:	SW Wanamaker Road/SW Huntoon Street/I-470 Ramps			Project Year(s):	2019 to 2022
Dept/Div:	PUBLIC WORKS				
Type:	Repair/Replace	Project Location:	SW Wanamaker/SW Huntoon/I-470		
Category:	Street	Contact Phone:	368-3842		
Contact Name:	Linda Voss	Alternate Phone:			
Previous Funding:	\$424,666	Total Funding:	\$4,400,000	Future Funding:	\$0
Project # :	701018.00				

**Project Description:**  
 This project will improve traffic operations, safety, and the level of service in the SW Wanamaker Road, SW Huntoon Street, I-470/Wanamaker Exit Ramp, and I-470/Winding Road entrance ramp areas. This area is experiencing congestion and a low level of service under existing conditions. The existing roadway network serving the area, bounded by SW Huntoon Street, SW Urish Road, SW 17th Street, and SW Wanamaker Road, is operating at or near capacity at several locations. Previous traffic impact studies for proposed developments in the area have indicated further development will cause traffic operation failures at several intersections. City staff has worked with the Kansas Department of Transportation and a consultant on a Traffic Impact Study to determine geometric and intersection improvements and the access control that is necessary to accommodate the anticipated increase in traffic from future developments. The design consultant selection occurred in early FY2020 with construction scheduled to follow in FY2021/2022.

### Project Schedule and Estimate

	2021	2022	2023	2024	2025	5 year totals
Design/Admin Fees	\$0	\$0	\$0	\$0	\$0	\$0
Right of Way	\$0	\$0	\$0	\$0	\$0	\$0
Construction/Service Fees	\$1,860,000	\$1,860,000	\$0	\$0	\$0	\$3,720,000
Contingency	\$103,000	\$103,000	\$0	\$0	\$0	\$206,000
Technology	\$0	\$0	\$0	\$0	\$0	\$0
Financing Costs (Temp Notes)	\$10,667	\$10,667	\$0	\$0	\$0	\$21,334
Cost of Issuance (Rev/GO Bonds)	\$14,000	\$14,000	\$0	\$0	\$0	\$28,000
Debt Reserve Fund (Rev Bond)	\$0	\$0	\$0	\$0	\$0	\$0
Capitalized Interest	\$0	\$0	\$0	\$0	\$0	\$0
	\$1,987,667	\$1,987,667	\$0	\$0	\$0	\$3,975,334

Estimated Life of Item (years):

30 Years

Year of Estimate:

2015

Source of Estimate:

Engineering

### Estimated Operating Cost:

Operating costs include pavement markings and crack sealing. The primary funding source is Motor Fuel Tax.

### Account by Source of Financing

	2021	2022	2023	2024	2025	5 year totals
Cash	\$0	\$0	\$0	\$0	\$0	\$0
City Sales Tax	\$500,000	\$500,000	\$0	\$0	\$0	\$1,000,000
County Sales Tax	\$0	\$0	\$0	\$0	\$0	\$0
Donations	\$0	\$0	\$0	\$0	\$0	\$0
Facilities Fund	\$0	\$0	\$0	\$0	\$0	\$0
Federal Funds	\$987,667	\$987,667	\$0	\$0	\$0	\$1,975,334
Fleet Fund	\$0	\$0	\$0	\$0	\$0	\$0
G.O. Bond	\$500,000	\$500,000	\$0	\$0	\$0	\$1,000,000
IT Fund	\$0	\$0	\$0	\$0	\$0	\$0
Parking Fund	\$0	\$0	\$0	\$0	\$0	\$0
Revenue Bonds	\$0	\$0	\$0	\$0	\$0	\$0
Storm Water	\$0	\$0	\$0	\$0	\$0	\$0
Waste Water	\$0	\$0	\$0	\$0	\$0	\$0
Water	\$0	\$0	\$0	\$0	\$0	\$0
	\$1,987,667	\$1,987,667	\$0	\$0	\$0	\$3,975,334



## City of Topeka Capital Improvement Project Summary

Project Title:	NW Tyler Street - NW Lyman Road to NW Beverly Street			Project Year(s):	2020 to 2023
Dept/Div:	PUBLIC WORKS				
Type:	Repair/Replace	Project Location:	NW Tyler St. - Lyman to Beverly		
Category:	Street	Contact Phone:	368-3842		
Contact Name:	Jennifer Harrell	Alternate Phone:			
Previous Funding:	\$349,333	Total Funding:	\$2,907,478	Future Funding:	\$0
Project # :	701019.00				

**Project Description:**  
 The NW Tyler Street project, between NW Lyman Road and NW Beverly Street, is the second phase of three planned phases for the reconstruction of NW Tyler. Phase 1 was between Hwy 24 and Lyman while Phase 3 (Project 701034) is between Beverly and Paramore. This phase will transform the current rural roadway from 2 lanes with open ditches to a 3-lane minor arterial with sidewalk and storm water enhancements. The design of both the second and third phases is scheduled to be completed in FY2020, however, the construction of the third phase is not scheduled until FY2025. Right of way and utility relocation for the second phase is scheduled for FY2021 with construction scheduled for FY2022. The FY2020-2029 CIP showed only citywide sales tax funding however the proposed FY2021-2030 CIP includes a combination of citywide and GO bond funding. At the city's request, our design consultant provided a cost breakout of what improvements could be funded by citywide and what portion of the project required a different funding source.

### Project Schedule and Estimate

	2021	2022	2023	2024	2025	5 year totals
Design/Admin Fees	\$0	\$0	\$0	\$0	\$0	\$0
Right of Way	\$160,000	\$0	\$0	\$0	\$0	\$160,000
Construction/Service Fees	\$0	\$2,136,392	\$0	\$0	\$0	\$2,136,392
Contingency	\$0	\$194,217	\$0	\$0	\$0	\$194,217
Technology	\$0	\$0	\$0	\$0	\$0	\$0
Financing Costs (Temp Notes)	\$2,400	\$26,544	\$0	\$0	\$0	\$28,944
Cost of Issuance (Rev/GO Bonds)	\$3,200	\$35,392	\$0	\$0	\$0	\$38,592
Debt Reserve Fund (Rev Bond)	\$0	\$0	\$0	\$0	\$0	\$0
Capitalized Interest	\$0	\$0	\$0	\$0	\$0	\$0
	\$165,600	\$2,392,545	\$0	\$0	\$0	\$2,558,145

Estimated Life of Item (years):

30 Years

Year of Estimate:

2018

Source of Estimate:

Engineering

### Estimated Operating Cost:

Operating costs include pavement markings and crack sealing. The primary funding source is Motor Fuel Tax. This project will provide a net reduction in operating costs by reducing the maintenance needs for new pavement versus existing deteriorated pavement.

### Account by Source of Financing

	2021	2022	2023	2024	2025	5 year totals
Cash	\$0	\$0	\$0	\$0	\$0	\$0
City Sales Tax	\$0	\$561,032	\$0	\$0	\$0	\$561,032
County Sales Tax	\$0	\$0	\$0	\$0	\$0	\$0
Donations	\$0	\$0	\$0	\$0	\$0	\$0
Facilities Fund	\$0	\$0	\$0	\$0	\$0	\$0
Federal Funds	\$0	\$0	\$0	\$0	\$0	\$0
Fleet Fund	\$0	\$0	\$0	\$0	\$0	\$0
G.O. Bond	\$165,600	\$1,831,513	\$0	\$0	\$0	\$1,997,113
IT Fund	\$0	\$0	\$0	\$0	\$0	\$0
Parking Fund	\$0	\$0	\$0	\$0	\$0	\$0
Revenue Bonds	\$0	\$0	\$0	\$0	\$0	\$0
Storm Water	\$0	\$0	\$0	\$0	\$0	\$0
Waste Water	\$0	\$0	\$0	\$0	\$0	\$0
Water	\$0	\$0	\$0	\$0	\$0	\$0
	\$165,600	\$2,392,545	\$0	\$0	\$0	\$2,558,145



## City of Topeka Capital Improvement Project Summary

Project Title:	Downtown Street Improvement Projects			Project Year(s):	2021 to 2029
Dept/Div:	PUBLIC WORKS				
Type:	Repair/Replace	Project Location:	S. Kansas Avenue (1st - 6th)		
Category:	Street	Contact Phone:	368-1905		
Contact Name:	Dr. Jason Peek	Alternate Phone:			
Previous Funding:	\$0	Total Funding:	\$300,000	Future Funding:	\$14,800,000
Project # :	701024.00				

**Project Description:**  
**The Downtown Street Improvements Project between 1st and 6th is a continuation of the downtown South Kansas Avenue infrastructure and streetscape improvements that began with improvements between 6th and 10th. The project is in support of the continued renewal of Topeka's downtown and the community's effort to complete a revitalized street corridor between 10th street and the Kansas River. The project will include repair and replacement of waterlines, storm water structures and piping, sanitary sewer mains, pavement, sidewalk infrastructure, and other complete streetscape elements.**

**No additional funding is shown in the short-term for this project as funds have been reallocated for the city's share of right of way (ROW) acquisition and local street improvements needed for the Polk-Quincy Project tentatively slated to start in FY2025.**

### Project Schedule and Estimate

	2021	2022	2023	2024	2025	5 year totals
Design/Admin Fees	\$0	\$0	\$148,309	\$148,309	\$0	\$296,618
Right of Way	\$0	\$0	\$0	\$0	\$0	\$0
Construction/Service Fees	\$0	\$0	\$0	\$0	\$0	\$0
Contingency	\$0	\$0	\$0	\$0	\$0	\$0
Technology	\$0	\$0	\$0	\$0	\$0	\$0
Financing Costs (Temp Notes)	\$0	\$0	\$725	\$725	\$0	\$1,450
Cost of Issuance (Rev/GO Bonds)	\$0	\$0	\$966	\$966	\$0	\$1,932
Debt Reserve Fund (Rev Bond)	\$0	\$0	\$0	\$0	\$0	\$0
Capitalized Interest	\$0	\$0	\$0	\$0	\$0	\$0
	\$0	\$0	\$150,000	\$150,000	\$0	\$300,000

Estimated Life of Item (years):

**20-30 Years**

Year of Estimate:

**2016**

Source of Estimate:

**Staff**

### Estimated Operating Cost:

The funding source for street repair work is primarily Motor Fuel Tax. This project should provide a net reduction in operating costs by improving deteriorated infrastructure elements.

### Account by Source of Financing

	2021	2022	2023	2024	2025	5 year totals
Cash	\$0	\$0	\$0	\$0	\$0	\$0
City Sales Tax	\$0	\$0	\$100,000	\$100,000	\$0	\$200,000
County Sales Tax	\$0	\$0	\$0	\$0	\$0	\$0
Donations	\$0	\$0	\$0	\$0	\$0	\$0
Facilities Fund	\$0	\$0	\$0	\$0	\$0	\$0
Federal Funds	\$0	\$0	\$0	\$0	\$0	\$0
Fleet Fund	\$0	\$0	\$0	\$0	\$0	\$0
G.O. Bond	\$0	\$0	\$50,000	\$50,000	\$0	\$100,000
IT Fund	\$0	\$0	\$0	\$0	\$0	\$0
Parking Fund	\$0	\$0	\$0	\$0	\$0	\$0
Revenue Bonds	\$0	\$0	\$0	\$0	\$0	\$0
Storm Water	\$0	\$0	\$0	\$0	\$0	\$0
Waste Water	\$0	\$0	\$0	\$0	\$0	\$0
Water	\$0	\$0	\$0	\$0	\$0	\$0
	\$0	\$0	\$150,000	\$150,000	\$0	\$300,000



## City of Topeka Capital Improvement Project Summary

Project Title:	S. Topeka Blvd from 21st Street to 29th Street			Project Year(s):	2023 to 2024
Dept/Div:	PUBLIC WORKS				
Type:	Repair/Replace	Project Location:	S Topeka Blvd		
Category:	Street	Contact Phone:	368-3842		
Contact Name:	Brian Faust	Alternate Phone:			
Previous Funding:	\$0	Total Funding:	\$1,850,000	Future Funding:	\$0
Project # :	701031.00				

**Project Description:**  
 The project on South Topeka from 21st to 27th is a mill/overlay/curb replacement. There will be localized base stabilization/replacement in failing/failed sections along with re-striping. Complete reconstruction is not anticipated if this rehabilitation project is performed soon. Design work is scheduled for 2023 with construction in 2024.

### Project Schedule and Estimate

	2021	2022	2023	2024	2025	5 year totals
Design/Admin Fees	\$0	\$0	\$100,000	\$0	\$0	\$100,000
Right of Way	\$0	\$0	\$0	\$0	\$0	\$0
Construction/Service Fees	\$0	\$0	\$0	\$1,540,000	\$0	\$1,540,000
Contingency	\$0	\$0	\$0	\$210,000	\$0	\$210,000
Technology	\$0	\$0	\$0	\$0	\$0	\$0
Financing Costs (Temp Notes)	\$0	\$0	\$0	\$0	\$0	\$0
Cost of Issuance (Rev/GO Bonds)	\$0	\$0	\$0	\$0	\$0	\$0
Debt Reserve Fund (Rev Bond)	\$0	\$0	\$0	\$0	\$0	\$0
Capitalized Interest	\$0	\$0	\$0	\$0	\$0	\$0
	\$0	\$0	\$100,000	\$1,750,000	\$0	\$1,850,000

Estimated Life of Item (years):

30 Years

Year of Estimate:

2018

Source of Estimate:

Engineering

### Estimated Operating Cost:

If performed within the next 5 to 7 years, complete reconstruction will not be required. Mill/overlay will help preserve the pavement and reduce maintenance costs.

### Account by Source of Financing

	2021	2022	2023	2024	2025	5 year totals
Cash	\$0	\$0	\$0	\$0	\$0	\$0
City Sales Tax	\$0	\$0	\$100,000	\$1,750,000	\$0	\$1,850,000
County Sales Tax	\$0	\$0	\$0	\$0	\$0	\$0
Donations	\$0	\$0	\$0	\$0	\$0	\$0
Facilities Fund	\$0	\$0	\$0	\$0	\$0	\$0
Federal Funds	\$0	\$0	\$0	\$0	\$0	\$0
Fleet Fund	\$0	\$0	\$0	\$0	\$0	\$0
G.O. Bond	\$0	\$0	\$0	\$0	\$0	\$0
IT Fund	\$0	\$0	\$0	\$0	\$0	\$0
Parking Fund	\$0	\$0	\$0	\$0	\$0	\$0
Revenue Bonds	\$0	\$0	\$0	\$0	\$0	\$0
Storm Water	\$0	\$0	\$0	\$0	\$0	\$0
Waste Water	\$0	\$0	\$0	\$0	\$0	\$0
Water	\$0	\$0	\$0	\$0	\$0	\$0
	\$0	\$0	\$100,000	\$1,750,000	\$0	\$1,850,000





# City of Topeka Capital Improvement Project Summary

Project Title: **SW 29th Street from Topeka Blvd to Burlingame Road** Project Year(s): **2023 to 2025**

Dept/Div: **PUBLIC WORKS**

Type: **Repair/Replace** Project Location: **SW 29th**

Category: **Street** Contact Phone: **368-3842**

Contact Name: **Brian Faust** Alternate Phone:

Previous Funding: **\$0** Total Funding: **\$943,000** Future Funding: **\$0**

Project #: **701032.00**

**Project Description:**  
**This project involves curb replacement, localized base patching, and mill/overlay. The design is scheduled for 2023 with construction planned for 2025. Coordination with Water Pollution Control is needed. The construction is delayed until 2025 to avoid conflicts with improvements planned for Topeka Blvd.**

### Project Schedule and Estimate

	2021	2022	2023	2024	2025	5 year totals
Design/Admin Fees	\$0	\$0	\$75,000	\$0	\$0	\$75,000
Right of Way	\$0	\$0	\$0	\$0	\$0	\$0
Construction/Service Fees	\$0	\$0	\$0	\$0	\$758,000	\$758,000
Contingency	\$0	\$0	\$0	\$0	\$110,000	\$110,000
Technology	\$0	\$0	\$0	\$0	\$0	\$0
Financing Costs (Temp Notes)	\$0	\$0	\$0	\$0	\$0	\$0
Cost of Issuance (Rev/GO Bonds)	\$0	\$0	\$0	\$0	\$0	\$0
Debt Reserve Fund (Rev Bond)	\$0	\$0	\$0	\$0	\$0	\$0
Capitalized Interest	\$0	\$0	\$0	\$0	\$0	\$0
	\$0	\$0	\$75,000	\$0	\$868,000	\$943,000

Estimated Life of Item (years):

**20 Years**

Year of Estimate:

**2018**

Source of Estimate:

**Staff**

### Estimated Operating Cost:

If pavement is preserved in the time frame shown, reconstruction should not be required. Mill/overlay will reduce maintenance costs.

### Account by Source of Financing

	2021	2022	2023	2024	2025	5 year totals
Cash	\$0	\$0	\$0	\$0	\$0	\$0
City Sales Tax	\$0	\$0	\$75,000	\$0	\$868,000	\$943,000
County Sales Tax	\$0	\$0	\$0	\$0	\$0	\$0
Donations	\$0	\$0	\$0	\$0	\$0	\$0
Facilities Fund	\$0	\$0	\$0	\$0	\$0	\$0
Federal Funds	\$0	\$0	\$0	\$0	\$0	\$0
Fleet Fund	\$0	\$0	\$0	\$0	\$0	\$0
G.O. Bond	\$0	\$0	\$0	\$0	\$0	\$0
IT Fund	\$0	\$0	\$0	\$0	\$0	\$0
Parking Fund	\$0	\$0	\$0	\$0	\$0	\$0
Revenue Bonds	\$0	\$0	\$0	\$0	\$0	\$0
Storm Water	\$0	\$0	\$0	\$0	\$0	\$0
Waste Water	\$0	\$0	\$0	\$0	\$0	\$0
Water	\$0	\$0	\$0	\$0	\$0	\$0
	\$0	\$0	\$75,000	\$0	\$868,000	\$943,000



## City of Topeka Capital Improvement Project Summary

Project Title:	NW Tyler Street, NW Beverly Street to NW Paramore Street			Project Year(s):	2023 to 2025
Dept/Div:	PUBLIC WORKS				
Type:	Repair/Replace	Project Location:	NW Tyler		
Category:	Street	Contact Phone:	368-3842		
Contact Name:	Jennifer Harrell	Alternate Phone:			
Previous Funding:	\$0	Total Funding:	\$1,522,467	Future Funding:	\$0
Project #:	701034.00				

**Project Description:**  
 The NW Tyler project between Beverly and Paramore is the third phase of the reconstruction of NW Tyler. Phase 1 was from Hwy 24 to Lyman and Phase 2 was from Lyman to Beverly. This phase will transform the current rural roadway from 2 lanes with open ditches to a 3-lane minor arterial with sidewalk and storm water enhancements. The design of both the second and third phase is scheduled to be completed in FY2020. Right of way and utility relocation is scheduled for FY2024 with construction of this final phase in FY2025. The new roadway will include 3 paved travel lanes, sidewalk, curb & gutter and/or storm water enhancements. Funding for the project will be from both citywide ½ cent sales tax and general obligation bonds.

### Project Schedule and Estimate

	2021	2022	2023	2024	2025	5 year totals
Design/Admin Fees	\$0	\$0	\$0	\$0	\$0	\$0
Right of Way	\$0	\$0	\$0	\$100,000	\$0	\$100,000
Construction/Service Fees	\$0	\$0	\$0	\$0	\$1,269,940	\$1,269,940
Contingency	\$0	\$0	\$0	\$0	\$115,450	\$115,450
Technology	\$0	\$0	\$0	\$0	\$0	\$0
Financing Costs (Temp Notes)	\$0	\$0	\$0	\$1,500	\$14,390	\$15,890
Cost of Issuance (Rev/GO Bonds)	\$0	\$0	\$0	\$2,000	\$19,187	\$21,187
Debt Reserve Fund (Rev Bond)	\$0	\$0	\$0	\$0	\$0	\$0
Capitalized Interest	\$0	\$0	\$0	\$0	\$0	\$0
	\$0	\$0	\$0	\$103,500	\$1,418,967	\$1,522,467

Estimated Life of Item (years):

30 Years

Year of Estimate:

2017

Source of Estimate:

Engineering

### Estimated Operating Cost:

--	--

### Account by Source of Financing

	2021	2022	2023	2024	2025	5 year totals
Cash	\$0	\$0	\$0	\$0	\$0	\$0
City Sales Tax	\$0	\$0	\$0	\$0	\$426,066	\$426,066
County Sales Tax	\$0	\$0	\$0	\$0	\$0	\$0
Donations	\$0	\$0	\$0	\$0	\$0	\$0
Facilities Fund	\$0	\$0	\$0	\$0	\$0	\$0
Federal Funds	\$0	\$0	\$0	\$0	\$0	\$0
Fleet Fund	\$0	\$0	\$0	\$0	\$0	\$0
G.O. Bond	\$0	\$0	\$0	\$103,500	\$992,901	\$1,096,401
IT Fund	\$0	\$0	\$0	\$0	\$0	\$0
Parking Fund	\$0	\$0	\$0	\$0	\$0	\$0
Revenue Bonds	\$0	\$0	\$0	\$0	\$0	\$0
Storm Water	\$0	\$0	\$0	\$0	\$0	\$0
Waste Water	\$0	\$0	\$0	\$0	\$0	\$0
Water	\$0	\$0	\$0	\$0	\$0	\$0
	\$0	\$0	\$0	\$103,500	\$1,418,967	\$1,522,467



## City of Topeka Capital Improvement Project Summary

Project Title:	S. Kansas Avenue from 10th Street to 17th Street			Project Year(s):	2024 to 2026
Dept/Div:	PUBLIC WORKS				
Type:	Repair/Replace	Project Location:	S. Kansas Ave		
Category:	Street	Contact Phone:	368-3842		
Contact Name:	Brian Faust	Alternate Phone:			
Previous Funding:	\$0	Total Funding:	\$500,000	Future Funding:	\$2,340,000
Project # :	701037.00				

**Project Description:**  
 This project involves mill/overlay, some median work, and the reconstruction of intersections. There will be a significant amount of public input regarding this project as it involves the possibility of narrowing this stretch of Kansas Ave. Currently, the road has a mix of diagonal and parallel parking and varies in width from approximately 56' to 86'. Construction is currently expected to occur in 2026. No right of way acquisition is anticipated as the road width is expected to be reduced.

### Project Schedule and Estimate

	2021	2022	2023	2024	2025	5 year totals
Design/Admin Fees	\$0	\$0	\$0	\$250,000	\$250,000	\$500,000
Right of Way	\$0	\$0	\$0	\$0	\$0	\$0
Construction/Service Fees	\$0	\$0	\$0	\$0	\$0	\$0
Contingency	\$0	\$0	\$0	\$0	\$0	\$0
Technology	\$0	\$0	\$0	\$0	\$0	\$0
Financing Costs (Temp Notes)	\$0	\$0	\$0	\$0	\$0	\$0
Cost of Issuance (Rev/GO Bonds)	\$0	\$0	\$0	\$0	\$0	\$0
Debt Reserve Fund (Rev Bond)	\$0	\$0	\$0	\$0	\$0	\$0
Capitalized Interest	\$0	\$0	\$0	\$0	\$0	\$0
	\$0	\$0	\$0	\$250,000	\$250,000	\$500,000

Estimated Life of Item (years):  
**15 Years**  
 Year of Estimate:  
**2018**  
 Source of Estimate:

**Estimated Operating Cost:**  
 Reduced maintenance cost with mill/overlay and intersection and curb reconstruction.

### Account by Source of Financing

	2021	2022	2023	2024	2025	5 year totals
Cash	\$0	\$0	\$0	\$0	\$0	\$0
City Sales Tax	\$0	\$0	\$0	\$250,000	\$250,000	\$500,000
County Sales Tax	\$0	\$0	\$0	\$0	\$0	\$0
Donations	\$0	\$0	\$0	\$0	\$0	\$0
Facilities Fund	\$0	\$0	\$0	\$0	\$0	\$0
Federal Funds	\$0	\$0	\$0	\$0	\$0	\$0
Fleet Fund	\$0	\$0	\$0	\$0	\$0	\$0
G.O. Bond	\$0	\$0	\$0	\$0	\$0	\$0
IT Fund	\$0	\$0	\$0	\$0	\$0	\$0
Parking Fund	\$0	\$0	\$0	\$0	\$0	\$0
Revenue Bonds	\$0	\$0	\$0	\$0	\$0	\$0
Storm Water	\$0	\$0	\$0	\$0	\$0	\$0
Waste Water	\$0	\$0	\$0	\$0	\$0	\$0
Water	\$0	\$0	\$0	\$0	\$0	\$0
	\$0	\$0	\$0	\$250,000	\$250,000	\$500,000



## City of Topeka Capital Improvement Project Summary

Project Title:	S. Topeka Blvd from 29th Street to 37th Street			Project Year(s):	2024 to 2026
Dept/Div:	PUBLIC WORKS				
Type:	Repair/Replace	Project Location:	S. Topeka Blvd		
Category:	Street	Contact Phone:	368-3842		
Contact Name:	Brian Faust	Alternate Phone:			
Previous Funding:	\$0	Total Funding:	\$271,750	Future Funding:	\$2,328,250
Project # :	701038.00				

**Project Description:**  
**The South Topeka Blvd project between SW 29th and SW 37th involves localized base patching and curb removal/replacement along with an asphalt mill/overlay. These road repairs are funded by the citywide ½ cent sales tax. The project also includes upgrades to traffic signals at both SW 29th and SW 37th. The signal replacements are funded by general obligation bond funding. Staff anticipates minor right of way acquisition in FY2025 and a minor impact to utilities during construction. Construction is programmed in FY2026.**

### Project Schedule and Estimate

	2021	2022	2023	2024	2025	5 year totals
Design/Admin Fees	\$0	\$0	\$0	\$220,000	\$0	\$220,000
Right of Way	\$0	\$0	\$0	\$0	\$50,000	\$50,000
Construction/Service Fees	\$0	\$0	\$0	\$0	\$0	\$0
Contingency	\$0	\$0	\$0	\$0	\$0	\$0
Technology	\$0	\$0	\$0	\$0	\$0	\$0
Financing Costs (Temp Notes)	\$0	\$0	\$0	\$0	\$750	\$750
Cost of Issuance (Rev/GO Bonds)	\$0	\$0	\$0	\$0	\$1,000	\$1,000
Debt Reserve Fund (Rev Bond)	\$0	\$0	\$0	\$0	\$0	\$0
Capitalized Interest	\$0	\$0	\$0	\$0	\$0	\$0
	\$0	\$0	\$0	\$220,000	\$51,750	\$271,750

Estimated Life of Item (years):  
**15 Years**  
 Year of Estimate:  
**2018**  
 Source of Estimate:

**Estimated Operating Cost:**  
 Operating costs include pavement markings and crack sealing. These costs will initially be reduced by decreasing the maintenance needs for new pavement versus existing deteriorated pavement.

### Account by Source of Financing

	2021	2022	2023	2024	2025	5 year totals
Cash	\$0	\$0	\$0	\$0	\$0	\$0
City Sales Tax	\$0	\$0	\$0	\$220,000	\$0	\$220,000
County Sales Tax	\$0	\$0	\$0	\$0	\$0	\$0
Donations	\$0	\$0	\$0	\$0	\$0	\$0
Facilities Fund	\$0	\$0	\$0	\$0	\$0	\$0
Federal Funds	\$0	\$0	\$0	\$0	\$0	\$0
Fleet Fund	\$0	\$0	\$0	\$0	\$0	\$0
G.O. Bond	\$0	\$0	\$0	\$0	\$51,750	\$51,750
IT Fund	\$0	\$0	\$0	\$0	\$0	\$0
Parking Fund	\$0	\$0	\$0	\$0	\$0	\$0
Revenue Bonds	\$0	\$0	\$0	\$0	\$0	\$0
Storm Water	\$0	\$0	\$0	\$0	\$0	\$0
Waste Water	\$0	\$0	\$0	\$0	\$0	\$0
Water	\$0	\$0	\$0	\$0	\$0	\$0
	\$0	\$0	\$0	\$220,000	\$51,750	\$271,750



## City of Topeka Capital Improvement Project Summary

Project Title:	SE 29th Street from Kansas Avenue to Adams Street			Project Year(s):	2024 to 2026
Dept/Div:	PUBLIC WORKS				
Type:	Repair/Replace	Project Location:	SE 29th Street		
Category:	Street	Contact Phone:	368-3842		
Contact Name:	Brian Faust	Alternate Phone:			
Previous Funding:	\$0	Total Funding:	\$300,000	Future Funding:	\$2,800,000
Project # :	701039.00				

**Project Description:**  
 The project is planned for design in 2024 with construction in 2026. Width restriction at rail road overpass is not being addressed with this project. New signals at 29th and Adams were installed in 2018, however, this project will install new signals at Fremont. Some base patching, curb replacement, and mill/overlay may be required. Note: SW 29 between Topeka and Burlingame is planned for design in 2023 with construction in 2025.

### Project Schedule and Estimate

	2021	2022	2023	2024	2025	5 year totals
Design/Admin Fees	\$0	\$0	\$0	\$220,000	\$80,000	\$300,000
Right of Way	\$0	\$0	\$0	\$0	\$0	\$0
Construction/Service Fees	\$0	\$0	\$0	\$0	\$0	\$0
Contingency	\$0	\$0	\$0	\$0	\$0	\$0
Technology	\$0	\$0	\$0	\$0	\$0	\$0
Financing Costs (Temp Notes)	\$0	\$0	\$0	\$0	\$0	\$0
Cost of Issuance (Rev/GO Bonds)	\$0	\$0	\$0	\$0	\$0	\$0
Debt Reserve Fund (Rev Bond)	\$0	\$0	\$0	\$0	\$0	\$0
Capitalized Interest	\$0	\$0	\$0	\$0	\$0	\$0
	\$0	\$0	\$0	\$220,000	\$80,000	\$300,000

Estimated Life of Item (years):

15 Years

Year of Estimate:

2018

Source of Estimate:

### Estimated Operating Cost:

Operating costs include pavement markings and crack sealing. These costs will initially be reduced by decreasing the maintenance needs for new pavement versus existing deteriorated pavement.

### Account by Source of Financing

	2021	2022	2023	2024	2025	5 year totals
Cash	\$0	\$0	\$0	\$0	\$0	\$0
City Sales Tax	\$0	\$0	\$0	\$220,000	\$80,000	\$300,000
County Sales Tax	\$0	\$0	\$0	\$0	\$0	\$0
Donations	\$0	\$0	\$0	\$0	\$0	\$0
Facilities Fund	\$0	\$0	\$0	\$0	\$0	\$0
Federal Funds	\$0	\$0	\$0	\$0	\$0	\$0
Fleet Fund	\$0	\$0	\$0	\$0	\$0	\$0
G.O. Bond	\$0	\$0	\$0	\$0	\$0	\$0
IT Fund	\$0	\$0	\$0	\$0	\$0	\$0
Parking Fund	\$0	\$0	\$0	\$0	\$0	\$0
Revenue Bonds	\$0	\$0	\$0	\$0	\$0	\$0
Storm Water	\$0	\$0	\$0	\$0	\$0	\$0
Waste Water	\$0	\$0	\$0	\$0	\$0	\$0
Water	\$0	\$0	\$0	\$0	\$0	\$0
	\$0	\$0	\$0	\$220,000	\$80,000	\$300,000



## City of Topeka Capital Improvement Project Summary

Project Title:	SW Fairlawn Road from 23rd Street to 29th Street			Project Year(s):	2023 to 2025
Dept/Div:	PUBLIC WORKS				
Type:	Repair/Replace	Project Location:	SW Fairlawn		
Category:	Street	Contact Phone:	368-3842		
Contact Name:	Brian Faust	Alternate Phone:			
Previous Funding:	\$0	Total Funding:	\$1,976,250	Future Funding:	\$0
Project # :	701040.00				

**Project Description:**  
 The SW Fairlawn project will rehabilitate the stretch of SW Fairlawn from 23rd to 28th street. The stretch of SW Fairlawn from 28th to 29th was reworked with the Wheatfield Village project in FY2019 and is not included in the scope of this project. The plan is to rehabilitate the existing lanes of SW Fairlawn between 23rd and 28th and widen SW Fairlawn at 25th street to allow for the addition of a dedicated turn lane at 25th. New traffic signals will also be installed at this intersection to replace the current signals. This project is funded with a combination of citywide 1/2 cent sales tax and general obligation bonds. The citywide funding will be used to replace existing pavement and the general obligation bond funding will be used for road widening, signals, and stormwater improvements as these are not a permitted use of the citywide funding. The FY2020-2029 CIP showed the project design starting in FY2024, however, the FY2021-2030 CIP moved the project up to FY2023 as there are significant stormwater issues that need to be addressed.

### Project Schedule and Estimate

	2021	2022	2023	2024	2025	5 year totals
Design/Admin Fees	\$0	\$0	\$200,000		\$0	\$200,000
Right of Way	\$0	\$0	\$0	\$100,000	\$0	\$100,000
Construction/Service Fees	\$0	\$0	\$0	\$0	\$1,446,500	\$1,446,500
Contingency	\$0	\$0	\$0	\$0	\$200,000	\$200,000
Technology	\$0	\$0	\$0	\$0	\$0	\$0
Financing Costs (Temp Notes)	\$0	\$0	\$1,500	\$1,500	\$9,750	\$12,750
Cost of Issuance (Rev/GO Bonds)	\$0	\$0	\$2,000	\$2,000	\$13,000	\$17,000
Debt Reserve Fund (Rev Bond)	\$0	\$0	\$0	\$0	\$0	\$0
Capitalized Interest	\$0	\$0	\$0	\$0	\$0	\$0
	\$0	\$0	\$203,500	\$103,500	\$1,669,250	\$1,976,250

Estimated Life of Item (years):  
**15 Years**  
 Year of Estimate:  
**2018**  
 Source of Estimate:

**Estimated Operating Cost:**  
 Operating costs include pavement markings and crack sealing. These costs will initially be reduced by decreasing the maintenance needs for new pavement versus existing deteriorated pavement.

### Account by Source of Financing

	2021	2022	2023	2024	2025	5 year totals
Cash	\$0	\$0	\$0	\$0	\$0	\$0
City Sales Tax	\$0	\$0	\$100,000	\$0	\$996,500	\$1,096,500
County Sales Tax	\$0	\$0	\$0	\$0	\$0	\$0
Donations	\$0	\$0	\$0	\$0	\$0	\$0
Facilities Fund	\$0	\$0	\$0	\$0	\$0	\$0
Federal Funds	\$0	\$0	\$0	\$0	\$0	\$0
Fleet Fund	\$0	\$0	\$0	\$0	\$0	\$0
G.O. Bond	\$0	\$0	\$103,500	\$103,500	\$672,750	\$879,750
IT Fund	\$0	\$0	\$0	\$0	\$0	\$0
Parking Fund	\$0	\$0	\$0	\$0	\$0	\$0
Revenue Bonds	\$0	\$0	\$0	\$0	\$0	\$0
Storm Water	\$0	\$0	\$0	\$0	\$0	\$0
Waste Water	\$0	\$0	\$0	\$0	\$0	\$0
Water	\$0	\$0	\$0	\$0	\$0	\$0
	\$0	\$0	\$203,500	\$103,500	\$1,669,250	\$1,976,250



## City of Topeka Capital Improvement Project Summary

Project Title:	<b>Street Contract Preventative Maintenance Program (Micropaver)</b>			Project Year(s):	<b>2021 to 2030</b>
Dept/Div:	<b>PUBLIC WORKS</b>				
Type:	<b>Repair/Replace</b>	Project Location:	<b>Various Locations</b>		
Category:	<b>Street</b>	Contact Phone:	<b>368-3842</b>		
Contact Name:	<b>Keith Duncan</b>	Alternate Phone:			
Previous Funding:	<b>\$0</b>	Total Funding:	<b>\$10,000,000</b>	Future Funding:	<b>\$10,000,000</b>
Project # :	<b>841059.00</b>				

**Project Description:**  
**The program supports pavement management program activities. Projects would be used to continue preventative pavement maintenance activities such as crack sealing and surface sealing. Project locations are to be identified through MicroPaver/Software analysis and coordinated with other projects. The program from 2018-2020 were funded by excess countywide sales tax. The program will be funded by city wide 1/2 cent sales tax starting in 2021.**

### Project Schedule and Estimate

	2021	2022	2023	2024	2025	5 year totals
Design/Admin Fees	\$0	\$0	\$0	\$0	\$0	\$0
Right of Way	\$0	\$0	\$0	\$0	\$0	\$0
Construction/Service Fees	\$2,000,000	\$2,000,000	\$2,000,000	\$2,000,000	\$2,000,000	\$10,000,000
Contingency	\$0	\$0	\$0	\$0	\$0	\$0
Technology	\$0	\$0	\$0	\$0	\$0	\$0
Financing Costs (Temp Notes)	\$0	\$0	\$0	\$0	\$0	\$0
Cost of Issuance (Rev/GO Bonds)	\$0	\$0	\$0	\$0	\$0	\$0
Debt Reserve Fund (Rev Bond)	\$0	\$0	\$0	\$0	\$0	\$0
Capitalized Interest	\$0	\$0	\$0	\$0	\$0	\$0
	<b>\$2,000,000</b>	<b>\$2,000,000</b>	<b>\$2,000,000</b>	<b>\$2,000,000</b>	<b>\$2,000,000</b>	<b>\$10,000,000</b>

Estimated Life of Item (years):

**5-7 Years**

Year of Estimate:

**2018**

Source of Estimate:

**Staff**

### Estimated Operating Cost:

Implementation of this program will reduce the amount of street failures that street operations needs to address.

### Account by Source of Financing

	2021	2022	2023	2024	2025	5 year totals
Cash	\$0	\$0	\$0	\$0	\$0	\$0
City Sales Tax	\$2,000,000	\$2,000,000	\$2,000,000	\$2,000,000	\$2,000,000	\$10,000,000
County Sales Tax	\$0	\$0	\$0	\$0	\$0	\$0
Donations	\$0	\$0	\$0	\$0	\$0	\$0
Facilities Fund	\$0	\$0	\$0	\$0	\$0	\$0
Federal Funds	\$0	\$0	\$0	\$0	\$0	\$0
Fleet Fund	\$0	\$0	\$0	\$0	\$0	\$0
G.O. Bond	\$0	\$0	\$0	\$0	\$0	\$0
IT Fund	\$0	\$0	\$0	\$0	\$0	\$0
Parking Fund	\$0	\$0	\$0	\$0	\$0	\$0
Revenue Bonds	\$0	\$0	\$0	\$0	\$0	\$0
Storm Water	\$0	\$0	\$0	\$0	\$0	\$0
Waste Water	\$0	\$0	\$0	\$0	\$0	\$0
Water	\$0	\$0	\$0	\$0	\$0	\$0
	<b>\$2,000,000</b>	<b>\$2,000,000</b>	<b>\$2,000,000</b>	<b>\$2,000,000</b>	<b>\$2,000,000</b>	<b>\$10,000,000</b>



## City of Topeka Capital Improvement Project Summary

Project Title:	<b>Curb &amp; Gutter Replacement Program 2021</b>			Project Year(s):	<b>2021 to 2030</b>
Dept/Div:	<b>PUBLIC WORKS</b>				
Type:	<b>Repair/Replace</b>	Project Location:	<b>Various Locations</b>		
Category:	<b>Street</b>	Contact Phone:	<b>368-3842</b>		
Contact Name:	<b>Keith Duncan</b>	Alternate Phone:			
Previous Funding:	<b>\$0</b>	Total Funding:	<b>\$6,250,000</b>	Future Funding:	<b>\$6,250,000</b>
Project # :	<b>841073.00</b>				

**Project Description:**  
 This project will replace curb and gutter deficiencies that have been reported by citizens citywide. It also provides funding for materials used to perform maintenance on streets throughout the City. The project was funded at \$1.5 million annually through 2020. However, starting in 2021, this amount will be reduced to \$1.25 million annually and the balance shifted to alley improvements.

### Project Schedule and Estimate

	2021	2022	2023	2024	2025	5 year totals
Design/Admin Fees	\$0	\$0	\$0	\$0	\$0	\$0
Right of Way	\$0	\$0	\$0	\$0	\$0	\$0
Construction/Service Fees	\$1,250,000	\$1,250,000	\$1,250,000	\$1,250,000	\$1,250,000	\$6,250,000
Contingency	\$0	\$0	\$0	\$0	\$0	\$0
Technology	\$0	\$0	\$0	\$0	\$0	\$0
Financing Costs (Temp Notes)	\$0	\$0	\$0	\$0	\$0	\$0
Cost of Issuance (Rev/GO Bonds)	\$0	\$0	\$0	\$0	\$0	\$0
Debt Reserve Fund (Rev Bond)	\$0	\$0	\$0	\$0	\$0	\$0
Capitalized Interest	\$0	\$0	\$0	\$0	\$0	\$0
	\$1,250,000	\$1,250,000	\$1,250,000	\$1,250,000	\$1,250,000	\$6,250,000

Estimated Life of Item (years):

**30 Years**

Year of Estimate:

**2019**

Source of Estimate:

**Staff**

### Estimated Operating Cost:

Operating costs include maintenance costs. The program will reduce maintenance costs necessary for work on deteriorated curb. The City now uses hard aggregate that will last longer.

### Account by Source of Financing

	2021	2022	2023	2024	2025	5 year totals
Cash	\$0	\$0	\$0	\$0	\$0	\$0
City Sales Tax	\$1,250,000	\$1,250,000	\$1,250,000	\$1,250,000	\$1,250,000	\$6,250,000
County Sales Tax	\$0	\$0	\$0	\$0	\$0	\$0
Donations	\$0	\$0	\$0	\$0	\$0	\$0
Facilities Fund	\$0	\$0	\$0	\$0	\$0	\$0
Federal Funds	\$0	\$0	\$0	\$0	\$0	\$0
Fleet Fund	\$0	\$0	\$0	\$0	\$0	\$0
G.O. Bond	\$0	\$0	\$0	\$0	\$0	\$0
IT Fund	\$0	\$0	\$0	\$0	\$0	\$0
Parking Fund	\$0	\$0	\$0	\$0	\$0	\$0
Revenue Bonds	\$0	\$0	\$0	\$0	\$0	\$0
Storm Water	\$0	\$0	\$0	\$0	\$0	\$0
Waste Water	\$0	\$0	\$0	\$0	\$0	\$0
Water	\$0	\$0	\$0	\$0	\$0	\$0
	\$1,250,000	\$1,250,000	\$1,250,000	\$1,250,000	\$1,250,000	\$6,250,000





## City of Topeka Capital Improvement Project Summary

Project Title:	<b>Pavement Management Rehabilitation &amp; Reconstruction Program</b>			Project Year(s):	<b>2021 to 2030</b>
Dept/Div:	<b>PUBLIC WORKS</b>				
Type:	<b>Repair/Replace</b>	Project Location:	<b>Various Locations</b>		
Category:	<b>Street</b>	Contact Phone:	<b>368-3842</b>		
Contact Name:	<b>Robert Bidwell</b>	Alternate Phone:			
Previous Funding:	<b>\$0</b>	Total Funding:	<b>\$35,500,000</b>	Future Funding:	<b>\$50,000,000</b>
Project # :	<b>841074.00</b>				

Project Description:  
**This program is a continuation of the pavement management program developed using MicroPaver. This program involves the rehabilitation and reconstruction of street work and is funded through the citywide 1/2 cent sales tax.**

### Project Schedule and Estimate

	2021	2022	2023	2024	2025	5 year totals
Design/Admin Fees	\$300,000	\$300,000	\$500,000	\$500,000	\$500,000	\$2,100,000
Right of Way	\$0	\$0	\$0	\$0	\$0	\$0
Construction/Service Fees	\$7,700,000	\$7,300,000	\$6,800,000	\$5,800,000	\$5,800,000	\$33,400,000
Contingency	\$0	\$0	\$0	\$0	\$0	\$0
Technology	\$0	\$0	\$0	\$0	\$0	\$0
Financing Costs (Temp Notes)	\$0	\$0	\$0	\$0	\$0	\$0
Cost of Issuance (Rev/GO Bonds)	\$0	\$0	\$0	\$0	\$0	\$0
Debt Reserve Fund (Rev Bond)	\$0	\$0	\$0	\$0	\$0	\$0
Capitalized Interest	\$0	\$0	\$0	\$0	\$0	\$0
	<b>\$8,000,000</b>	<b>\$7,600,000</b>	<b>\$7,300,000</b>	<b>\$6,300,000</b>	<b>\$6,300,000</b>	<b>\$35,500,000</b>

Estimated Life of Item (years):

**10 to 20 Years**

Year of Estimate:

**2019**

Source of Estimate:

**Staff**

### Estimated Operating Cost:

Implementation of this program overtime will reduce the amount of potholes and other street failures that street operations staff must address.

### Account by Source of Financing

	2021	2022	2023	2024	2025	5 year totals
Cash	\$0	\$0	\$0	\$0	\$0	\$0
City Sales Tax	\$8,000,000	\$7,600,000	\$7,300,000	\$6,300,000	\$6,300,000	\$35,500,000
County Sales Tax	\$0	\$0	\$0	\$0	\$0	\$0
Donations	\$0	\$0	\$0	\$0	\$0	\$0
Facilities Fund	\$0	\$0	\$0	\$0	\$0	\$0
Federal Funds	\$0	\$0	\$0	\$0	\$0	\$0
Fleet Fund	\$0	\$0	\$0	\$0	\$0	\$0
G.O. Bond	\$0	\$0	\$0	\$0	\$0	\$0
IT Fund	\$0	\$0	\$0	\$0	\$0	\$0
Parking Fund	\$0	\$0	\$0	\$0	\$0	\$0
Revenue Bonds	\$0	\$0	\$0	\$0	\$0	\$0
Storm Water	\$0	\$0	\$0	\$0	\$0	\$0
Waste Water	\$0	\$0	\$0	\$0	\$0	\$0
Water	\$0	\$0	\$0	\$0	\$0	\$0
	<b>\$8,000,000</b>	<b>\$7,600,000</b>	<b>\$7,300,000</b>	<b>\$6,300,000</b>	<b>\$6,300,000</b>	<b>\$35,500,000</b>



## City of Topeka Capital Improvement Project Summary

Project Title:	<b>Alley Repair Program 2021</b>			Project Year(s):	<b>2021 to 2030</b>
Dept/Div:	<b>PUBLIC WORKS</b>			Project Location:	<b>Various Locations</b>
Type:	<b>Repair/Replace</b>			Contact Phone:	<b>368-3842</b>
Category:	<b>Street</b>			Alternate Phone:	
Contact Name:	<b>Keith Duncan</b>			Future Funding:	<b>\$2,500,000</b>
Previous Funding:	<b>\$0</b>	Total Funding:	<b>\$2,500,000</b>		
Project # :	<b>841075.00</b>				

**Project Description:**  
 This project is approved to rehabilitate alleys citywide that have been requested by constituents and approved by the Engineering Division's inspection and assessment review. Due to varying costs related to the project work, funding will allow for two to four alleys to be rehabilitated annually. The city is looking to transition from full length alley replacement to a limited alley reconstruction approach. This will allow funds to be used efficiently and provide for more alley work to be completed. Starting in 2021, \$250,000 was shifted from curb replacement to alley work. This additional funding doubles annually the work that can be programmed on alleys.

### Project Schedule and Estimate

	2021	2022	2023	2024	2025	5 year totals
Design/Admin Fees	\$50,000	\$50,000	\$50,000	\$50,000	\$50,000	\$250,000
Right of Way	\$0	\$0	\$0	\$0	\$0	\$0
Construction/Service Fees	\$450,000	\$450,000	\$450,000	\$450,000	\$450,000	\$2,250,000
Contingency	\$0	\$0	\$0	\$0	\$0	\$0
Technology	\$0	\$0	\$0	\$0	\$0	\$0
Financing Costs (Temp Notes)	\$0	\$0	\$0	\$0	\$0	\$0
Cost of Issuance (Rev/GO Bonds)	\$0	\$0	\$0	\$0	\$0	\$0
Debt Reserve Fund (Rev Bond)	\$0	\$0	\$0	\$0	\$0	\$0
Capitalized Interest	\$0	\$0	\$0	\$0	\$0	\$0
	<b>\$500,000</b>	<b>\$500,000</b>	<b>\$500,000</b>	<b>\$500,000</b>	<b>\$500,000</b>	<b>\$2,500,000</b>

Estimated Life of Item (years):

**30 Years**

Year of Estimate:

**2019**

Source of Estimate:

**Staff**

### Estimated Operating Cost:

This project will provide a reduction in maintenance costs necessary to grade and/or patch deteriorated alleys.

### Account by Source of Financing

	2021	2022	2023	2024	2025	5 year totals
Cash	\$0	\$0	\$0	\$0	\$0	\$0
City Sales Tax	\$500,000	\$500,000	\$500,000	\$500,000	\$500,000	\$2,500,000
County Sales Tax	\$0	\$0	\$0	\$0	\$0	\$0
Donations	\$0	\$0	\$0	\$0	\$0	\$0
Facilities Fund	\$0	\$0	\$0	\$0	\$0	\$0
Federal Funds	\$0	\$0	\$0	\$0	\$0	\$0
Fleet Fund	\$0	\$0	\$0	\$0	\$0	\$0
G.O. Bond	\$0	\$0	\$0	\$0	\$0	\$0
IT Fund	\$0	\$0	\$0	\$0	\$0	\$0
Parking Fund	\$0	\$0	\$0	\$0	\$0	\$0
Revenue Bonds	\$0	\$0	\$0	\$0	\$0	\$0
Storm Water	\$0	\$0	\$0	\$0	\$0	\$0
Waste Water	\$0	\$0	\$0	\$0	\$0	\$0
Water	\$0	\$0	\$0	\$0	\$0	\$0
	<b>\$500,000</b>	<b>\$500,000</b>	<b>\$500,000</b>	<b>\$500,000</b>	<b>\$500,000</b>	<b>\$2,500,000</b>



# Countywide Half Cent Sales Projects



## City of Topeka Capital Improvement Project Summary

Project Title:	<b>Zoo Master Plan</b>		Project Year(s):	<b>2021 to 2025</b>	
Dept/Div:	<b>Zoo</b>				
Type:	<b>New and Repair and Replace</b>	Project Location:	<b>Topeka Zoo and Conservation Center</b>		
Category:	<b>Quality of Life</b>	Contact Phone:	<b>368-9131</b>		
Contact Name:	<b>Brendan Wiley</b>	Alternate Phone:	<b>506-3797</b>		
Previous Funding:	<b>\$11,880,000</b>	Total Funding:	<b>\$22,334,577</b>	Future Funding:	<b>\$0</b>
Project # :	<b>301047.00</b>				

**Project Description:**  
 This project outlines a funding schedule for the Topeka Zoo and Conservation Center Master Plan. The Zoo Master Plan is funded with a combination of private donations and designated Countywide 1/2 Cent Retailers Sales Tax. Years 2021 to 2025 of this CIP will see the completion of a new Giraffe Barn and Habitat, the construction of a mixed species hoofstock barn and a yet undetermined project beginning in 2024. The 2024 project will be determined by a lead gift to one of several projects within the plan. Once identified, projects within the plan will be titled and individual project sheets developed. For the purpose of this item, place holder amounts are established.

### Project Schedule and Estimate

	2021	2022	2023	2024	2025	5 year totals
Design/Admin Fees	\$0	\$0	\$0	\$0	\$0	\$0
Right of Way	\$0	\$0	\$0	\$0	\$0	\$0
Construction/Service Fees	\$2,860,577	\$1,094,000	\$500,000	\$6,000,000	\$0	\$10,454,577
Contingency	\$0	\$0	\$0	\$0	\$0	\$0
Technology	\$0	\$0	\$0	\$0	\$0	\$0
Financing Costs (Temp Notes)	\$0	\$0	\$0	\$0	\$0	\$0
Cost of Issuance (Rev/GO Bonds)	\$0	\$0	\$0	\$0	\$0	\$0
Debt Reserve Fund (Rev Bond)	\$0	\$0	\$0	\$0	\$0	\$0
Capitalized Interest	\$0	\$0	\$0	\$0	\$0	\$0
	<b>\$2,860,577</b>	<b>\$1,094,000</b>	<b>\$500,000</b>	<b>\$6,000,000</b>	<b>\$0</b>	<b>\$10,454,577</b>

Estimated Life of Item (years):

**30 Years**

Year of Estimate:

**2019**

Source of Estimate:

**Staff and Consultant**

### Estimated Operating Cost:

--	--

### Account by Source of Financing

	2021	2022	2023	2024	2025	5 year totals
Cash	\$0	\$0	\$0	\$0	\$0	\$0
City Sales Tax	\$0	\$0	\$0	\$0	\$0	\$0
County Sales Tax	\$450,000	\$0	\$500,000	\$2,900,000	\$0	\$3,850,000
Donations	\$2,410,577	\$1,094,000	\$0	\$3,100,000	\$0	\$6,604,577
Facilities Fund	\$0	\$0	\$0	\$0	\$0	\$0
Federal Funds	\$0	\$0	\$0	\$0	\$0	\$0
Fleet Fund	\$0	\$0	\$0	\$0	\$0	\$0
G.O. Bond	\$0	\$0	\$0	\$0	\$0	\$0
IT Fund	\$0	\$0	\$0	\$0	\$0	\$0
Parking Fund	\$0	\$0	\$0	\$0	\$0	\$0
Revenue Bonds	\$0	\$0	\$0	\$0	\$0	\$0
Storm Water	\$0	\$0	\$0	\$0	\$0	\$0
Waste Water	\$0	\$0	\$0	\$0	\$0	\$0
Water	\$0	\$0	\$0	\$0	\$0	\$0
	<b>\$2,860,577</b>	<b>\$1,094,000</b>	<b>\$500,000</b>	<b>\$6,000,000</b>	<b>\$0</b>	<b>\$10,454,577</b>



## City of Topeka Capital Improvement Project Summary

Project Title:	<b>Giraffe Phase 2 - Hoofstock Barn</b>			Project Year(s):	<b>2021 to 2022</b>
Dept/Div:	<b>Zoo</b>				
Type:	<b>New</b>	Project Location:	<b>Topeka Zoo and Conservation Center</b>		
Category:	<b>Quality of Life</b>	Contact Phone:	<b>368-9131</b>		
Contact Name:	<b>Brendan Wiley</b>	Alternate Phone:	<b>506-3797</b>		
Previous Funding:	<b>\$0</b>	Total Funding:	<b>\$1,544,000</b>	Future Funding:	<b>\$0</b>
Project # :	<b>301047.05</b>				

**Project Description:**  
 This project is a part of the Zoo's Master Plan Project. This project will construct a multipurpose hoofstock barn that will integrate a combination of antelope, gazelles and birds into the giraffe habitat. This will complete the Camp Cowabunga safari experience. The project will be funded with a combination of 1/2 cent countywide sales tax and private donations. This project was included in past CIBs under Zoo Master Plan project 301047.

### Project Schedule and Estimate

	2021	2022	2023	2024	2025	5 year totals
Design/Admin Fees	\$200,000	\$40,000	\$0	\$0	\$0	\$240,000
Right of Way	\$0	\$0	\$0	\$0	\$0	\$0
Construction/Service Fees	\$527,000	\$527,000	\$0	\$0	\$0	\$1,054,000
Contingency	\$100,000	\$100,000	\$0	\$0	\$0	\$200,000
Technology	\$40,000	\$10,000	\$0	\$0	\$0	\$50,000
Financing Costs (Temp Notes)	\$0	\$0	\$0	\$0	\$0	\$0
Cost of Issuance (Rev/GO Bonds)	\$0	\$0	\$0	\$0	\$0	\$0
Debt Reserve Fund (Rev Bond)	\$0	\$0	\$0	\$0	\$0	\$0
Capitalized Interest	\$0	\$0	\$0	\$0	\$0	\$0
	<b>\$867,000</b>	<b>\$677,000</b>	<b>\$0</b>	<b>\$0</b>	<b>\$0</b>	<b>\$1,544,000</b>

Estimated Life of Item (years):

**30 Years**

Year of Estimate:

**2019**

Source of Estimate:

**Staff**

### Estimated Operating Cost:

This barn will be heated but not conditioned. It will be operated with existing staff. It is expected to have an additional annual operating cost of approximately \$19,000.

### Account by Source of Financing

	2021	2022	2023	2024	2025	5 year totals
Cash	\$0	\$0	\$0	\$0	\$0	\$0
City Sales Tax	\$0	\$0	\$0	\$0	\$0	\$0
County Sales Tax	\$433,500	\$338,500	\$0	\$0	\$0	\$772,000
Donations	\$433,500	\$338,500	\$0	\$0	\$0	\$772,000
Facilities Fund	\$0	\$0	\$0	\$0	\$0	\$0
Federal Funds	\$0	\$0	\$0	\$0	\$0	\$0
Fleet Fund	\$0	\$0	\$0	\$0	\$0	\$0
G.O. Bond	\$0	\$0	\$0	\$0	\$0	\$0
IT Fund	\$0	\$0	\$0	\$0	\$0	\$0
Parking Fund	\$0	\$0	\$0	\$0	\$0	\$0
Revenue Bonds	\$0	\$0	\$0	\$0	\$0	\$0
Storm Water	\$0	\$0	\$0	\$0	\$0	\$0
Waste Water	\$0	\$0	\$0	\$0	\$0	\$0
Water	\$0	\$0	\$0	\$0	\$0	\$0
	<b>\$867,000</b>	<b>\$677,000</b>	<b>\$0</b>	<b>\$0</b>	<b>\$0</b>	<b>\$1,544,000</b>



## City of Topeka Capital Improvement Project Summary

Project Title:	<b>12th Street (2 lanes) - Gage Boulevard to Kansas Avenue</b>			Project Year(s):	<b>2019 to 2023</b>
Dept/Div:	<b>Engineering</b>				
Type:	<b>Repair/Replace</b>			Project Location:	<b>12th Street - Gage to Kansas</b>
Category:	<b>Street</b>			Contact Phone:	<b>368-3842</b>
Contact Name:	<b>Keith Duncan</b>			Alternate Phone:	
Previous Funding:	<b>\$1,100,000</b>	Total Funding:	<b>\$13,180,000</b>	Future Funding:	<b>\$0</b>
Project # :	<b>701016.00</b>				

**Project Description:**  
 This project provides funding to replace 12th street between Gage Blvd. and Kansas Avenue. The new roadway will include one through lane and one auxiliary lane along with sidewalks, share use path, and an on-street bike lane towards the west end of the project. This project incorporates the Complete Streets Design Guidelines where feasible. Project design started in 2019 followed by right of way and utility relocations in 2020. Construction is expected to occur in 2021, 2022, and 2023.

### Project Schedule and Estimate

	2021	2022	2023	2024	2025	5 year totals
Design/Admin Fees	\$0	\$0	\$0	\$0	\$0	\$0
Right of Way	\$0	\$0	\$0	\$0	\$0	\$0
Construction/Service Fees	\$4,100,000	\$4,100,000	\$3,430,000	\$0	\$0	\$11,630,000
Contingency	\$150,000	\$150,000	\$150,000	\$0	\$0	\$450,000
Technology	\$0	\$0	\$0	\$0	\$0	\$0
Financing Costs (Temp Notes)	\$0	\$0	\$0	\$0	\$0	\$0
Cost of Issuance (Rev/GO Bonds)	\$0	\$0	\$0	\$0	\$0	\$0
Debt Reserve Fund (Rev Bond)	\$0	\$0	\$0	\$0	\$0	\$0
Capitalized Interest	\$0	\$0	\$0	\$0	\$0	\$0
	<b>\$4,250,000</b>	<b>\$4,250,000</b>	<b>\$3,580,000</b>	<b>\$0</b>	<b>\$0</b>	<b>\$12,080,000</b>

Estimated Life of Item (years):

**30 Years**

Year of Estimate:

**2017**

Source of Estimate:

**Engineering Division**

### Estimated Operating Cost:

Operating costs include pavement markings and crack sealing. The primary funding source is Motor Fuel Tax. This project will provide a net reduction in operating costs by reducing the maintenance needs for the new pavement versus the existing deteriorated pavement.

### Account by Source of Financing

	2021	2022	2023	2024	2025	5 year totals
Cash	\$0	\$0	\$0	\$0	\$0	\$0
City Sales Tax	\$0	\$0	\$0	\$0	\$0	\$0
County Sales Tax	\$4,250,000	\$4,250,000	\$3,780,000	\$0	\$0	\$12,280,000
Donations	\$0	\$0	\$0	\$0	\$0	\$0
Facilities Fund	\$0	\$0	\$0	\$0	\$0	\$0
Federal Funds	\$0	\$0	\$0	\$0	\$0	\$0
Fleet Fund	\$0	\$0	\$0	\$0	\$0	\$0
G.O. Bond	\$0	\$0	\$0	\$0	\$0	\$0
IT Fund	\$0	\$0	\$0	\$0	\$0	\$0
Parking Fund	\$0	\$0	\$0	\$0	\$0	\$0
Revenue Bonds	\$0	\$0	\$0	\$0	\$0	\$0
Storm Water	\$0	\$0	\$0	\$0	\$0	\$0
Waste Water	\$0	\$0	\$0	\$0	\$0	\$0
Water	\$0	\$0	\$0	\$0	\$0	\$0
	<b>\$4,250,000</b>	<b>\$4,250,000</b>	<b>\$3,780,000</b>	<b>\$0</b>	<b>\$0</b>	<b>\$12,280,000</b>



## City of Topeka Capital Improvement Project Summary

Project Title:	SE California Avenue - SE 37th Street to SE 45th Street			Project Year(s):	2020 to 2023
Dept/Div:	PUBLIC WORKS				
Type:	Repair/Replace	Project Location:	SE California Ave. 37th to 45th		
Category:	Street	Contact Phone:	368-3842		
Contact Name:	Linda Voss	Alternate Phone:			
Previous Funding:	\$500,000	Total Funding:	\$6,000,000	Future Funding:	\$0
Project # :	701021.00				

**Project Description:**  
 This project will widen SE California Avenue between SE 37th Street and SE 45th Street. The new roadway will include curb and gutter, sidewalks, street lighting, and a drainage system. During the reconstruction of SE California from 29th to 37th (2017), the city was able to add an edge mill and full width overlay. Based on the condition of the roadway, the reconstruction was pushed back with design to begin in 2020, right of way and utilities to occur in 2021, and construction in 2022. If design and ROW acquisition proceeds as planned, construction of unground infrastructure may start in late 2021.

### Project Schedule and Estimate

	2021	2022	2023	2024	2025	5 year totals
Design/Admin Fees	\$0	\$0	\$0	\$0	\$0	\$0
Right of Way	\$250,000	\$0	\$0	\$0	\$0	\$250,000
Construction/Service Fees	\$0	\$5,000,000	\$0	\$0	\$0	\$5,000,000
Contingency	\$0	\$250,000	\$0	\$0	\$0	\$250,000
Technology	\$0	\$0	\$0	\$0	\$0	\$0
Financing Costs (Temp Notes)	\$0	\$0	\$0	\$0	\$0	\$0
Cost of Issuance (Rev/GO Bonds)	\$0	\$0	\$0	\$0	\$0	\$0
Debt Reserve Fund (Rev Bond)	\$0	\$0	\$0	\$0	\$0	\$0
Capitalized Interest	\$0	\$0	\$0	\$0	\$0	\$0
	\$250,000	\$5,250,000	\$0	\$0	\$0	\$5,500,000

Estimated Life of Item (years):

30 Years

Year of Estimate:

2018

Source of Estimate:

Engineering

### Estimated Operating Cost:

Operating costs include pavement markings and crack sealing. The primary funding source is Motor Fuel Tax. This project will provide a net reduction in operating costs by reducing the maintenance needs for the new pavement versus the existing deteriorated pavement.

### Account by Source of Financing

	2021	2022	2023	2024	2025	5 year totals
Cash	\$0	\$0	\$0	\$0	\$0	\$0
City Sales Tax	\$0	\$0	\$0	\$0	\$0	\$0
County Sales Tax	\$250,000	\$5,250,000	\$0	\$0	\$0	\$5,500,000
Donations	\$0	\$0	\$0	\$0	\$0	\$0
Facilities Fund	\$0	\$0	\$0	\$0	\$0	\$0
Federal Funds	\$0	\$0	\$0	\$0	\$0	\$0
Fleet Fund	\$0	\$0	\$0	\$0	\$0	\$0
G.O. Bond	\$0	\$0	\$0	\$0	\$0	\$0
IT Fund	\$0	\$0	\$0	\$0	\$0	\$0
Parking Fund	\$0	\$0	\$0	\$0	\$0	\$0
Revenue Bonds	\$0	\$0	\$0	\$0	\$0	\$0
Storm Water	\$0	\$0	\$0	\$0	\$0	\$0
Waste Water	\$0	\$0	\$0	\$0	\$0	\$0
Water	\$0	\$0	\$0	\$0	\$0	\$0
	\$250,000	\$5,250,000	\$0	\$0	\$0	\$5,500,000



## City of Topeka Capital Improvement Project Summary

Project Title:	<b>SW 17th Street MacVicar to Interstate 470</b>			Project Year(s):	<b>2019 to 2025</b>
Dept/Div:	<b>PUBLIC WORKS</b>				
Type:	<b>Repair/Replace</b>	Project Location:	<b>SW 17th Street MacVicar to 470</b>		
Category:	<b>Street</b>	Contact Phone:	<b>368-3842</b>		
Contact Name:	<b>Linda Voss</b>	Alternate Phone:			
Previous Funding:	<b>\$100,000</b>	Total Funding:	<b>\$14,600,000</b>	Future Funding:	<b>\$0</b>
Project # :	<b>701025.00</b>				

**Project Description:**  
**This project will replace the pavement on SW 17th Street between SW MacVicar Avenue and Interstate 470. The roadway will include curb and gutter, sidewalks, and a drainage system. The project is expected to be constructed in three sections from 2023 through 2025. Conceptual layout including phasing and identification of utility issues started in 2019.**

### Project Schedule and Estimate

	2021	2022	2023	2024	2025	5 year totals
Design/Admin Fees	\$850,000	\$0	\$0	\$0	\$0	\$850,000
Right of Way	\$0	\$500,000	\$0	\$0	\$0	\$500,000
Construction/Service Fees	\$0	\$0	\$4,450,000	\$4,450,000	\$4,250,000	\$13,150,000
Contingency	\$0	\$0	\$0	\$0	\$0	\$0
Technology	\$0	\$0	\$0	\$0	\$0	\$0
Financing Costs (Temp Notes)	\$0	\$0	\$0	\$0	\$0	\$0
Cost of Issuance (Rev/GO Bonds)	\$0	\$0	\$0	\$0	\$0	\$0
Debt Reserve Fund (Rev Bond)	\$0	\$0	\$0	\$0	\$0	\$0
Capitalized Interest	\$0	\$0	\$0	\$0	\$0	\$0
	<b>\$850,000</b>	<b>\$500,000</b>	<b>\$4,450,000</b>	<b>\$4,450,000</b>	<b>\$4,250,000</b>	<b>\$14,500,000</b>

Estimated Life of Item (years):

**30 Years**

Year of Estimate:

**2015**

Source of Estimate:

**Engineering**

### Estimated Operating Cost:

Operating costs include pavement markings and crack sealing. The primary funding source is Motor Fuel Tax. This project will provide a net reduction in operating costs by reducing the maintenance needs for the new pavement versus the existing deteriorated pavement.

### Account by Source of Financing

	2021	2022	2023	2024	2025	5 year totals
Cash	\$0	\$0	\$0	\$0	\$0	\$0
City Sales Tax	\$0	\$0	\$0	\$0	\$0	\$0
County Sales Tax	\$850,000	\$500,000	\$4,450,000	\$4,450,000	\$4,250,000	\$14,500,000
Donations	\$0	\$0	\$0	\$0	\$0	\$0
Facilities Fund	\$0	\$0	\$0	\$0	\$0	\$0
Federal Funds	\$0	\$0	\$0	\$0	\$0	\$0
Fleet Fund	\$0	\$0	\$0	\$0	\$0	\$0
G.O. Bond	\$0	\$0	\$0	\$0	\$0	\$0
IT Fund	\$0	\$0	\$0	\$0	\$0	\$0
Parking Fund	\$0	\$0	\$0	\$0	\$0	\$0
Revenue Bonds	\$0	\$0	\$0	\$0	\$0	\$0
Storm Water	\$0	\$0	\$0	\$0	\$0	\$0
Waste Water	\$0	\$0	\$0	\$0	\$0	\$0
Water	\$0	\$0	\$0	\$0	\$0	\$0
	<b>\$850,000</b>	<b>\$500,000</b>	<b>\$4,450,000</b>	<b>\$4,450,000</b>	<b>\$4,250,000</b>	<b>\$14,500,000</b>





## City of Topeka Capital Improvement Project Summary

Project Title:	<b>Huntoon (2 Lanes) Gage to SW Harrison</b>			Project Year(s):	<b>2023 to 2028</b>
Dept/Div:	<b>PUBLIC WORKS</b>				
Type:	<b>Repair/Replace</b>	Project Location:	<b>Huntoon</b>		
Category:	<b>Street</b>	Contact Phone:	<b>368-3842</b>		
Contact Name:	<b>Brian Faust</b>	Alternate Phone:			
Previous Funding:	<b>\$0</b>	Total Funding:	<b>\$850,000</b>	Future Funding:	<b>\$10,890,000</b>
Project # :	<b>701028.00</b>				

**Project Description:**  
**This project reconstructs Huntoon between Gage and Harrison. A concept phasing plan will be established in 2023 and will identify utility (both public and private) conflict points and conditions. Construction is currently anticipated to occur over 3 years from 2026 to 2028.**

### Project Schedule and Estimate

	2021	2022	2023	2024	2025	5 year totals
Design/Admin Fees	\$0	\$0	\$100,000	\$400,000	\$300,000	\$800,000
Right of Way	\$0	\$0	\$0	\$0	\$50,000	\$50,000
Construction/Service Fees	\$0	\$0	\$0	\$0	\$0	\$0
Contingency	\$0	\$0	\$0	\$0	\$0	\$0
Technology	\$0	\$0	\$0	\$0	\$0	\$0
Financing Costs (Temp Notes)	\$0	\$0	\$0	\$0	\$0	\$0
Cost of Issuance (Rev/GO Bonds)	\$0	\$0	\$0	\$0	\$0	\$0
Debt Reserve Fund (Rev Bond)	\$0	\$0	\$0	\$0	\$0	\$0
Capitalized Interest	\$0	\$0	\$0	\$0	\$0	\$0
	\$0	\$0	\$100,000	\$400,000	\$350,000	\$850,000

Estimated Life of Item (years):

**30 Years**

Year of Estimate:

**2017**

Source of Estimate:

**Staff**

### Estimated Operating Cost:

Reduced maintenance costs with reconstructed roadway.

### Account by Source of Financing

	2021	2022	2023	2024	2025	5 year totals
Cash	\$0	\$0	\$0	\$0	\$0	\$0
City Sales Tax	\$0	\$0	\$0	\$0	\$0	\$0
County Sales Tax	\$0	\$0	\$100,000	\$400,000	\$350,000	\$850,000
Donations	\$0	\$0	\$0	\$0	\$0	\$0
Facilities Fund	\$0	\$0	\$0	\$0	\$0	\$0
Federal Funds	\$0	\$0	\$0	\$0	\$0	\$0
Fleet Fund	\$0	\$0	\$0	\$0	\$0	\$0
G.O. Bond	\$0	\$0	\$0	\$0	\$0	\$0
IT Fund	\$0	\$0	\$0	\$0	\$0	\$0
Parking Fund	\$0	\$0	\$0	\$0	\$0	\$0
Revenue Bonds	\$0	\$0	\$0	\$0	\$0	\$0
Storm Water	\$0	\$0	\$0	\$0	\$0	\$0
Waste Water	\$0	\$0	\$0	\$0	\$0	\$0
Water	\$0	\$0	\$0	\$0	\$0	\$0
	\$0	\$0	\$100,000	\$400,000	\$350,000	\$850,000



## City of Topeka Capital Improvement Project Summary

Project Title:	<b>Bikeways Master Plan 2021</b>		Project Year(s):	<b>2022 to 2030</b>	
Dept/Div:	<b>PUBLIC WORKS</b>				
Type:	<b>New and Repair/Replace</b>	Project Location:	<b>Various Locations</b>		
Category:	<b>Street</b>	Contact Phone:	<b>368-3842</b>		
Contact Name:	<b>Linda Voss</b>	Alternate Phone:			
Previous Funding:	<b>\$0</b>	Total Funding:	<b>\$1,000,000</b>	Future Funding:	<b>\$1,500,000</b>
Project # :	<b>861029.00</b>				

**Project Description:**  
**This program will construct bikeway routes identified in the Topeka Bikeways Master Plan. The program will improve the bicycle network across the City by providing such features as side paths, shared routes, connecting links and bike lanes. The project will be constructed in phases every other year. First phase was in 2018 with subsequent phases in 2020, 2022, 2024, 2026, 2028 and 2030.**

### Project Schedule and Estimate

	2021	2022	2023	2024	2025	5 year totals
Design/Admin Fees	\$0	\$40,000	\$0	\$40,000	\$0	\$80,000
Right of Way	\$0	\$0	\$0	\$0	\$0	\$0
Construction/Service Fees	\$0	\$435,000	\$0	\$435,000	\$0	\$870,000
Contingency	\$0	\$25,000	\$0	\$25,000	\$0	\$50,000
Technology	\$0	\$0	\$0	\$0	\$0	\$0
Financing Costs (Temp Notes)	\$0	\$0	\$0	\$0	\$0	\$0
Cost of Issuance (Rev/GO Bonds)	\$0	\$0	\$0	\$0	\$0	\$0
Debt Reserve Fund (Rev Bond)	\$0	\$0	\$0	\$0	\$0	\$0
Capitalized Interest	\$0	\$0	\$0	\$0	\$0	\$0
	\$0	\$500,000	\$0	\$500,000	\$0	\$1,000,000

Estimated Life of Item (years):  
**10 to 30 Years**  
 Year of Estimate:  
**2019**  
 Source of Estimate:

**Estimated Operating Cost:**  
 Operating costs include replacing pavement markings and signage. Primary funding is Motor Fuel Tax.

### Account by Source of Financing

	2021	2022	2023	2024	2025	5 year totals
Cash	\$0	\$0	\$0	\$0	\$0	\$0
City Sales Tax	\$0	\$0	\$0	\$0	\$0	\$0
County Sales Tax	\$0	\$500,000	\$0	\$500,000	\$0	\$1,000,000
Donations	\$0	\$0	\$0	\$0	\$0	\$0
Facilities Fund	\$0	\$0	\$0	\$0	\$0	\$0
Federal Funds	\$0	\$0	\$0	\$0	\$0	\$0
Fleet Fund	\$0	\$0	\$0	\$0	\$0	\$0
G.O. Bond	\$0	\$0	\$0	\$0	\$0	\$0
IT Fund	\$0	\$0	\$0	\$0	\$0	\$0
Parking Fund	\$0	\$0	\$0	\$0	\$0	\$0
Revenue Bonds	\$0	\$0	\$0	\$0	\$0	\$0
Storm Water	\$0	\$0	\$0	\$0	\$0	\$0
Waste Water	\$0	\$0	\$0	\$0	\$0	\$0
Water	\$0	\$0	\$0	\$0	\$0	\$0
	\$0	\$500,000	\$0	\$500,000	\$0	\$1,000,000



# Donation Projects



## City of Topeka Capital Improvement Project Summary

Project Title:	<b>Zoo Master Plan</b>			Project Year(s):	<b>2021 to 2025</b>
Dept/Div:	<b>Zoo</b>				
Type:	<b>New and Repair and Replace</b>	Project Location:	<b>Topeka Zoo and Conservation Center</b>		
Category:	<b>Quality of Life</b>	Contact Phone:	<b>368-9131</b>		
Contact Name:	<b>Brendan Wiley</b>	Alternate Phone:	<b>506-3797</b>		
Previous Funding:	<b>\$11,880,000</b>	Total Funding:	<b>\$19,924,000</b>	Future Funding:	<b>\$0</b>
Project # :	<b>301047.00</b>				

**Project Description:**  
 This project outlines a funding schedule for the Topeka Zoo and Conservation Center Master Plan. The Zoo Master Plan is funded with a combination of private donations and designated Countywide 1/2 Cent Retailers Sales Tax. Years 2021 to 2025 of this CIP will see the completion of a new Giraffe Barn and Habitat, the construction of a mixed species hoofstock barn and a yet undetermined project beginning in 2024. The 2024 project will be determined by a lead gift to one of several projects within the plan. Once identified, projects within the plan will be titled and individual project sheets developed. For the purpose of this item, place holder amounts are established.

### Project Schedule and Estimate

	2021	2022	2023	2024	2025	5 year totals
Design/Admin Fees	\$0	\$0	\$0	\$0	\$0	\$0
Right of Way	\$0	\$0	\$0	\$0	\$0	\$0
Construction/Service Fees	\$450,000	\$1,094,000	\$500,000	\$6,000,000	\$0	\$8,044,000
Contingency	\$0	\$0	\$0	\$0	\$0	\$0
Technology	\$0	\$0	\$0	\$0	\$0	\$0
Financing Costs (Temp Notes)	\$0	\$0	\$0	\$0	\$0	\$0
Cost of Issuance (Rev/GO Bonds)	\$0	\$0	\$0	\$0	\$0	\$0
Debt Reserve Fund (Rev Bond)	\$0	\$0	\$0	\$0	\$0	\$0
Capitalized Interest	\$0	\$0	\$0	\$0	\$0	\$0
	\$450,000	\$1,094,000	\$500,000	\$6,000,000	\$0	\$8,044,000

Estimated Life of Item (years):

**30 Years**

Year of Estimate:

**2019**

Source of Estimate:

**Staff and Consultant**

### Estimated Operating Cost:

--	--

### Account by Source of Financing

	2021	2022	2023	2024	2025	5 year totals
Cash	\$0	\$0	\$0	\$0	\$0	\$0
City Sales Tax	\$0	\$0	\$0	\$0	\$0	\$0
County Sales Tax	\$450,000	\$0	\$500,000	\$2,900,000	\$0	\$3,850,000
Donations	\$0	\$1,094,000	\$0	\$3,100,000	\$0	\$4,194,000
Facilities Fund	\$0	\$0	\$0	\$0	\$0	\$0
Federal Funds	\$0	\$0	\$0	\$0	\$0	\$0
Fleet Fund	\$0	\$0	\$0	\$0	\$0	\$0
G.O. Bond	\$0	\$0	\$0	\$0	\$0	\$0
IT Fund	\$0	\$0	\$0	\$0	\$0	\$0
Parking Fund	\$0	\$0	\$0	\$0	\$0	\$0
Revenue Bonds	\$0	\$0	\$0	\$0	\$0	\$0
Storm Water	\$0	\$0	\$0	\$0	\$0	\$0
Waste Water	\$0	\$0	\$0	\$0	\$0	\$0
Water	\$0	\$0	\$0	\$0	\$0	\$0
	\$450,000	\$1,094,000	\$500,000	\$6,000,000	\$0	\$8,044,000



## City of Topeka Capital Improvement Project Summary

Project Title:	<b>Giraffe Habitat and Housing</b>		Project Year(s):	<b>2020 to 2021</b>	
Dept/Div:	<b>Zoo</b>				
Type:	<b>New and Repair/Replace</b>	Project Location:	<b>Topeka Zoo</b>		
Category:	<b>Quality of Life</b>	Contact Phone:	<b>785-368-9131</b>		
Contact Name:	<b>Brendan Wiley</b>	Alternate Phone:	<b>785-506-3797</b>		
Previous Funding:	<b>\$2,000,000</b>	Total Funding:	<b>\$4,410,577</b>	Future Funding:	<b>\$0</b>
Project # :	<b>301047.04</b>				

**Project Description:**  
**This project is within the Zoo's Master Plan. This project will construct a new Giraffe Barn and Habitat and will move the giraffes into a modern barn which exceeds current standards. The outdoor habitat will loop around Camp Cowabunga replacing the future elephant exhibit in the zoo's 2012 Master Plan. The project will be funded with a combination of 1/2 cent countywide sales tax and private donations. This project has previously been reflected in the CIB under Zoo Master Plan project 301047.**

### Project Schedule and Estimate

	2021	2022	2023	2024	2025	5 year totals
Design/Admin Fees	\$210,577	\$0	\$0	\$0	\$0	\$210,577
Right of Way	\$0	\$0	\$0	\$0	\$0	\$0
Construction/Service Fees	\$1,919,799	\$0	\$0	\$0	\$0	\$1,919,799
Contingency	\$260,201	\$0	\$0	\$0	\$0	\$260,201
Technology	\$20,000	\$0	\$0	\$0	\$0	\$20,000
Financing Costs (Temp Notes)	\$0	\$0	\$0	\$0	\$0	\$0
Cost of Issuance (Rev/GO Bonds)	\$0	\$0	\$0	\$0	\$0	\$0
Debt Reserve Fund (Rev Bond)	\$0	\$0	\$0	\$0	\$0	\$0
Capitalized Interest	\$0	\$0	\$0	\$0	\$0	\$0
	<b>\$2,410,577</b>	<b>\$0</b>	<b>\$0</b>	<b>\$0</b>	<b>\$0</b>	<b>\$2,410,577</b>

Estimated Life of Item (years):

**30**

Year of Estimate:

**2019**

Source of Estimate:

**Consultant**

### Estimated Operating Cost:

This exhibit will be operated with existing staff. Operating costs should almost be flat as this species is already in the collection.

### Account by Source of Financing

	2021	2022	2023	2024	2025	5 year totals
Cash	\$0	\$0	\$0	\$0	\$0	\$0
City Sales Tax	\$0	\$0	\$0	\$0	\$0	\$0
County Sales Tax	\$0	\$0	\$0	\$0	\$0	\$0
Donations	\$2,410,577	\$0	\$0	\$0	\$0	\$2,410,577
Facilities Fund	\$0	\$0	\$0	\$0	\$0	\$0
Federal Funds	\$0	\$0	\$0	\$0	\$0	\$0
Fleet Fund	\$0	\$0	\$0	\$0	\$0	\$0
G.O. Bond	\$0	\$0	\$0	\$0	\$0	\$0
IT Fund	\$0	\$0	\$0	\$0	\$0	\$0
Parking Fund	\$0	\$0	\$0	\$0	\$0	\$0
Revenue Bonds	\$0	\$0	\$0	\$0	\$0	\$0
Storm Water	\$0	\$0	\$0	\$0	\$0	\$0
Waste Water	\$0	\$0	\$0	\$0	\$0	\$0
Water	\$0	\$0	\$0	\$0	\$0	\$0
	<b>\$2,410,577</b>	<b>\$0</b>	<b>\$0</b>	<b>\$0</b>	<b>\$0</b>	<b>\$2,410,577</b>



## City of Topeka Capital Improvement Project Summary

Project Title:	<b>Giraffe Phase 2 - Hoofstock Barn</b>			Project Year(s):	<b>2021 to 2022</b>
Dept/Div:	<b>Zoo</b>				
Type:	<b>New</b>	Project Location:	<b>Topeka Zoo and Conservation Center</b>		
Category:	<b>Quality of Life</b>	Contact Phone:	<b>368-9131</b>		
Contact Name:	<b>Brendan Wiley</b>	Alternate Phone:	<b>506-3797</b>		
Previous Funding:	<b>\$0</b>	Total Funding:	<b>\$1,544,000</b>	Future Funding:	<b>\$0</b>
Project # :	<b>301047.05</b>				

**Project Description:**  
**This project is a part of the Zoo's Master Plan Project. This project will construct a multipurpose hoofstock barn that will integrate a combination of antelope, gazelles and birds into the giraffe habitat. This will complete the Camp Cowabunga safari experience. The project will be funded with a combination of 1/2 cent countywide sales tax and private donations. This project was included in past CIBs under Zoo Master Plan project 301047.**

### Project Schedule and Estimate

	2021	2022	2023	2024	2025	5 year totals
Design/Admin Fees	\$200,000	\$40,000	\$0	\$0	\$0	\$240,000
Right of Way	\$0	\$0	\$0	\$0	\$0	\$0
Construction/Service Fees	\$527,000	\$527,000	\$0	\$0	\$0	\$1,054,000
Contingency	\$100,000	\$100,000	\$0	\$0	\$0	\$200,000
Technology	\$40,000	\$10,000	\$0	\$0	\$0	\$50,000
Financing Costs (Temp Notes)	\$0	\$0	\$0	\$0	\$0	\$0
Cost of Issuance (Rev/GO Bonds)	\$0	\$0	\$0	\$0	\$0	\$0
Debt Reserve Fund (Rev Bond)	\$0	\$0	\$0	\$0	\$0	\$0
Capitalized Interest	\$0	\$0	\$0	\$0	\$0	\$0
	<b>\$867,000</b>	<b>\$677,000</b>	<b>\$0</b>	<b>\$0</b>	<b>\$0</b>	<b>\$1,544,000</b>

Estimated Life of Item (years):

**30 Years**

Year of Estimate:

**2019**

Source of Estimate:

**Staff**

### Estimated Operating Cost:

This barn will be heated but not conditioned. It will be operated with existing staff. It is expected to have an additional annual operating cost of approximately \$19,000.

### Account by Source of Financing

	2021	2022	2023	2024	2025	5 year totals
Cash	\$0	\$0	\$0	\$0	\$0	\$0
City Sales Tax	\$0	\$0	\$0	\$0	\$0	\$0
County Sales Tax	\$433,500	\$338,500	\$0	\$0	\$0	\$772,000
Donations	\$433,500	\$338,500	\$0	\$0	\$0	\$772,000
Facilities Fund	\$0	\$0	\$0	\$0	\$0	\$0
Federal Funds	\$0	\$0	\$0	\$0	\$0	\$0
Fleet Fund	\$0	\$0	\$0	\$0	\$0	\$0
G.O. Bond	\$0	\$0	\$0	\$0	\$0	\$0
IT Fund	\$0	\$0	\$0	\$0	\$0	\$0
Parking Fund	\$0	\$0	\$0	\$0	\$0	\$0
Revenue Bonds	\$0	\$0	\$0	\$0	\$0	\$0
Storm Water	\$0	\$0	\$0	\$0	\$0	\$0
Waste Water	\$0	\$0	\$0	\$0	\$0	\$0
Water	\$0	\$0	\$0	\$0	\$0	\$0
	<b>\$867,000</b>	<b>\$677,000</b>	<b>\$0</b>	<b>\$0</b>	<b>\$0</b>	<b>\$1,544,000</b>



# Federal Fund Projects



## City of Topeka Capital Improvement Project Summary

Project Title:	Bridge on SE 29th Street over Butcher Creek			Project Year(s):	2018 to 2023
Dept/Div:	PUBLIC WORKS				
Type:	Repair/Replace	Project Location:	SE 29th Street over Butcher Creek		
Category:	Street	Contact Phone:	368-3033		
Contact Name:	Jennifer Harrell	Alternate Phone:			
Previous Funding:	\$150,000	Total Funding:	\$1,150,000	Future Funding:	\$0
Project # :	121005.00				

**Project Description:**  
 This project was programmed to replace the bridge structure on SE 29th Street over Butcher Creek. The original plan was for design to get underway in 2018 with utility relocation in 2019 and construction in 2020. After reviewing the bridge (double box culvert) condition, alignment, and the limitations on the ability to increase hydraulic capacity, replacement of the structure is being pushed to 2023. In the short term, we will work to implement the findings of the 29th Street Drainage Project "Butcher Creek Watershed" to determine those impacts on road flooding. The existing bridge was constructed in 1960.

### Project Schedule and Estimate

	2021	2022	2023	2024	2025	5 year totals
Design/Admin Fees	\$0	\$150,000	\$0	\$0	\$0	\$150,000
Right of Way	\$0	\$0	\$0	\$0	\$0	\$0
Construction/Service Fees	\$0	\$0	\$800,000	\$0	\$0	\$800,000
Contingency	\$0	\$0	\$50,000	\$0	\$0	\$50,000
Technology	\$0	\$0	\$0	\$0	\$0	\$0
Financing Costs (Temp Notes)	\$0	\$0	\$0	\$0	\$0	\$0
Cost of Issuance (Rev/GO Bonds)	\$0	\$0	\$0	\$0	\$0	\$0
Debt Reserve Fund (Rev Bond)	\$0	\$0	\$0	\$0	\$0	\$0
Capitalized Interest	\$0	\$0	\$0	\$0	\$0	\$0
	\$0	\$150,000	\$850,000	\$0	\$0	\$1,000,000

Estimated Life of Item (years):

30 Years

Year of Estimate:

2017

Source of Estimate:

Engineering

### Estimated Operating Cost:

Replacement of the existing bridge structure will reduce the expenditure of annual Bridge Maintenance Funds.

### Account by Source of Financing

	2021	2022	2023	2024	2025	5 year totals
Cash	\$0	\$0	\$0	\$0	\$0	\$0
City Sales Tax	\$0	\$0	\$0	\$0	\$0	\$0
County Sales Tax	\$0	\$0	\$0	\$0	\$0	\$0
Donations	\$0	\$0	\$0	\$0	\$0	\$0
Facilities Fund	\$0	\$0	\$0	\$0	\$0	\$0
Federal Funds	\$0	\$150,000	\$850,000	\$0	\$0	\$1,000,000
Fleet Fund	\$0	\$0	\$0	\$0	\$0	\$0
G.O. Bond	\$0	\$0	\$0	\$0	\$0	\$0
IT Fund	\$0	\$0	\$0	\$0	\$0	\$0
Parking Fund	\$0	\$0	\$0	\$0	\$0	\$0
Revenue Bonds	\$0	\$0	\$0	\$0	\$0	\$0
Storm Water	\$0	\$0	\$0	\$0	\$0	\$0
Waste Water	\$0	\$0	\$0	\$0	\$0	\$0
Water	\$0	\$0	\$0	\$0	\$0	\$0
	\$0	\$150,000	\$850,000	\$0	\$0	\$1,000,000





## City of Topeka Capital Improvement Project Summary

Project Title:	Bridge Deck Patching and Polymer Overlay			Project Year(s):	2021 to 2021
Dept/Div:	PUBLIC WORKS				
Type:	Repair/Replace	Project Location:	SE 6th Ave. Br. & NE Sardou Bridge		
Category:	Street	Contact Phone:	368-3842		
Contact Name:	Jennifer Harrell	Alternate Phone:			
Previous Funding:	\$0	Total Funding:	\$1,200,000	Future Funding:	\$0
Project # :	121006.00				

**Project Description:**  
 This project will patch bridge decks and install polymer overlays on the SE 6th Avenue Bridge over Shunganunga Creek and the NE Sardou Avenue Bridge over the Kansas River. These bridge decks require major maintenance work before the deterioration becomes substantial enough to require complete removal and replacement.

### Project Schedule and Estimate

	2021	2022	2023	2024	2025	5 year totals
Design/Admin Fees	\$80,000	\$0	\$0	\$0	\$0	\$80,000
Right of Way	\$0	\$0	\$0	\$0	\$0	\$0
Construction/Service Fees	\$1,070,000	\$0	\$0	\$0	\$0	\$1,070,000
Contingency	\$50,000	\$0	\$0	\$0	\$0	\$50,000
Technology	\$0	\$0	\$0	\$0	\$0	\$0
Financing Costs (Temp Notes)	\$0	\$0	\$0	\$0	\$0	\$0
Cost of Issuance (Rev/GO Bonds)	\$0	\$0	\$0	\$0	\$0	\$0
Debt Reserve Fund (Rev Bond)	\$0	\$0	\$0	\$0	\$0	\$0
Capitalized Interest	\$0	\$0	\$0	\$0	\$0	\$0
	\$1,200,000	\$0	\$0	\$0	\$0	\$1,200,000

Estimated Life of Item (years):

15-20 Years

Year of Estimate:

2017

Source of Estimate:

Engineering

### Estimated Operating Cost:

Patching the existing bridge decks and providing a polymer overlay will reduce future expenditures from the annual bridge maintenance funds and eliminate having to spend substantially more dollars in replacing these bridge decks.

### Account by Source of Financing

	2021	2022	2023	2024	2025	5 year totals
Cash	\$0	\$0	\$0	\$0	\$0	\$0
City Sales Tax	\$0	\$0	\$0	\$0	\$0	\$0
County Sales Tax	\$0	\$0	\$0	\$0	\$0	\$0
Donations	\$0	\$0	\$0	\$0	\$0	\$0
Facilities Fund	\$0	\$0	\$0	\$0	\$0	\$0
Federal Funds	\$1,200,000	\$0	\$0	\$0	\$0	\$1,200,000
Fleet Fund	\$0	\$0	\$0	\$0	\$0	\$0
G.O. Bond	\$0	\$0	\$0	\$0	\$0	\$0
IT Fund	\$0	\$0	\$0	\$0	\$0	\$0
Parking Fund	\$0	\$0	\$0	\$0	\$0	\$0
Revenue Bonds	\$0	\$0	\$0	\$0	\$0	\$0
Storm Water	\$0	\$0	\$0	\$0	\$0	\$0
Waste Water	\$0	\$0	\$0	\$0	\$0	\$0
Water	\$0	\$0	\$0	\$0	\$0	\$0
	\$1,200,000	\$0	\$0	\$0	\$0	\$1,200,000



## City of Topeka Capital Improvement Project Summary

Project Title:	<b>Bridge Maintenance Program 2021</b>			Project Year(s):	<b>2021 to 2030</b>
Dept/Div:	<b>PUBLIC WORKS</b>				
Type:	<b>Repair/Replace</b>	Project Location:	<b>Various Locations</b>		
Category:	<b>Street</b>	Contact Phone:	<b>368-3033</b>		
Contact Name:	<b>Jennifer Harrell</b>	Alternate Phone:			
Previous Funding:	<b>\$0</b>	Total Funding:	<b>\$1,000,000</b>	Future Funding:	<b>\$1,000,000</b>
Project # :	<b>121014.00</b>				

**Project Description:**  
 There are approximately 101 bridges located throughout the city. Bridges are defined as a structure with a span length of 20' or greater. These bridges are inspected every two years (required) and maintenance issues are identified during these inspections. It is critical to fund a bridge maintenance program to ensure safety. For the past several years, bridge maintenance has been funded at a level of \$100,000 annually through the engineering's operating budget. This funding is not sufficient to maintain our system of bridges. The 2017 report listed major repairs at \$599,000 (in addition to the repairs shown under project 121006.00). Bridges were inspected in 2019 and a summary of the repairs and costs identified in the latest findings is being prepared.

### Project Schedule and Estimate

	2021	2022	2023	2024	2025	5 year totals
Design/Admin Fees	\$20,000	\$20,000	\$20,000	\$20,000	\$20,000	\$100,000
Right of Way	\$0	\$0	\$0	\$0	\$0	\$0
Construction/Service Fees	\$180,000	\$180,000	\$180,000	\$180,000	\$180,000	\$900,000
Contingency	\$0	\$0	\$0	\$0	\$0	\$0
Technology	\$0	\$0	\$0	\$0	\$0	\$0
Financing Costs (Temp Notes)	\$0	\$0	\$0	\$0	\$0	\$0
Cost of Issuance (Rev/GO Bonds)	\$0	\$0	\$0	\$0	\$0	\$0
Debt Reserve Fund (Rev Bond)	\$0	\$0	\$0	\$0	\$0	\$0
Capitalized Interest	\$0	\$0	\$0	\$0	\$0	\$0
	\$200,000	\$200,000	\$200,000	\$200,000	\$200,000	\$1,000,000

Estimated Life of Item (years):

**20 Years**

Year of Estimate:

**2019**

Source of Estimate:

### Estimated Operating Cost:

Performing the recommended repairs from the biennial bridge inspection program will reduce the need to spend substantially more dollars in replacing these structures.

### Account by Source of Financing

	2021	2022	2023	2024	2025	5 year totals
Cash	\$0	\$0	\$0	\$0	\$0	\$0
City Sales Tax	\$0	\$0	\$0	\$0	\$0	\$0
County Sales Tax	\$0	\$0	\$0	\$0	\$0	\$0
Donations	\$0	\$0	\$0	\$0	\$0	\$0
Facilities Fund	\$0	\$0	\$0	\$0	\$0	\$0
Federal Funds	\$200,000	\$200,000	\$200,000	\$200,000	\$200,000	\$1,000,000
Fleet Fund	\$0	\$0	\$0	\$0	\$0	\$0
G.O. Bond	\$0	\$0	\$0	\$0	\$0	\$0
IT Fund	\$0	\$0	\$0	\$0	\$0	\$0
Parking Fund	\$0	\$0	\$0	\$0	\$0	\$0
Revenue Bonds	\$0	\$0	\$0	\$0	\$0	\$0
Storm Water	\$0	\$0	\$0	\$0	\$0	\$0
Waste Water	\$0	\$0	\$0	\$0	\$0	\$0
Water	\$0	\$0	\$0	\$0	\$0	\$0
	\$200,000	\$200,000	\$200,000	\$200,000	\$200,000	\$1,000,000



## City of Topeka Capital Improvement Project Summary

Project Title:	<b>Shunga Creek Flood Mitigation</b>			Project Year(s):	<b>2023 to 2025</b>
Dept/Div:	<b>Stormwater</b>				
Type:	<b>New</b>			Project Location:	<b>Shunga Creek, MacVicar to I-70</b>
Category:	<b>Utilities</b>			Contact Phone:	<b>368-3980</b>
Contact Name:	<b>Kelly Ryan</b>			Alternate Phone:	
Previous Funding:	<b>\$0</b>	Total Funding:	<b>\$16,750,000</b>	Future Funding:	<b>\$0</b>
Project # :	<b>161008.00</b>				

**Project Description:**  
 This is a cost shared project with the US Army Corps of Engineers (35% City/65% Federal) to design and construct drainage improvements along Shunganunga Creek. The proposed improvements include 1 mile of levee construction from MacVicar to Buchanan and 1.5 miles of channel modification from Buchanan to I-70. If needed, additional improvements may be made to the spoil levee downstream on the right bank including study, geotechnical, construction and rehab improvements. The level of flood protection is at a 25-year level as summarized in Shunga Flood Mitigation Study (City Project T-151000.01). The cost-sharing allocation is as follows: construction (35% City/65% Federal); design (50% City/50% Federal); right-of-way acquisition (100% City, however costs may be credited if the total Federal funding limit has not been exceeded).

### Project Schedule and Estimate

	2021	2022	2023	2024	2025	5 year totals
Design/Admin Fees	\$0	\$0	\$594,714	\$198,238	\$99,119	\$892,070
Right of Way	\$0	\$0	\$99,119	\$33,040	\$16,520	\$148,678
Construction/Service Fees	\$0	\$0	\$6,604,258	\$4,423,642	\$3,878,488	\$14,906,388
Contingency	\$0	\$0	\$0	\$0	\$0	\$0
Technology	\$0	\$0	\$0	\$0	\$0	\$0
Financing Costs (Temp Notes)	\$0	\$0	\$59,471	\$19,824	\$9,912	\$89,207
Cost of Issuance (Rev/GO Bonds)	\$0	\$0	\$79,295	\$26,432	\$13,216	\$118,943
Debt Reserve Fund (Rev Bond)	\$0	\$0	\$396,476	\$132,159	\$66,079	\$594,714
Capitalized Interest	\$0	\$0	\$0	\$0	\$0	\$0
	\$0	\$0	\$7,833,333	\$4,833,333	\$4,083,333	\$16,750,000

Estimated Life of Item (years):

**100**

Year of Estimate:

**2019**

Source of Estimate:

**Engineer**

### Estimated Operating Cost:

Routine operation and maintenance is anticipated to be performed by City Water Pollution Control in-house forces for approximately \$100,000 per year from Stormwater operating funds. Work will include levee mowing and removal of woody vegetation to keep modified channel clear.

### Account by Source of Financing

	2021	2022	2023	2024	2025	5 year totals
Cash	\$0	\$0	\$0	\$0	\$0	\$0
City Sales Tax	\$0	\$0	\$0	\$0	\$0	\$0
County Sales Tax	\$0	\$0	\$0	\$0	\$0	\$0
Donations	\$0	\$0	\$0	\$0	\$0	\$0
Facilities Fund	\$0	\$0	\$0	\$0	\$0	\$0
Federal Funds	\$0	\$0	\$3,333,333	\$3,333,333	\$3,333,333	\$10,000,000
Fleet Fund	\$0	\$0	\$0	\$0	\$0	\$0
G.O. Bond	\$0	\$0	\$0	\$0	\$0	\$0
IT Fund	\$0	\$0	\$0	\$0	\$0	\$0
Parking Fund	\$0	\$0	\$0	\$0	\$0	\$0
Revenue Bonds	\$0	\$0	\$4,500,000	\$1,500,000	\$750,000	\$6,750,000
Storm Water	\$0	\$0	\$0	\$0	\$0	\$0
Waste Water	\$0	\$0	\$0	\$0	\$0	\$0
Water	\$0	\$0	\$0	\$0	\$0	\$0
	\$0	\$0	\$7,833,333	\$4,833,333	\$4,083,333	\$16,750,000



## City of Topeka Capital Improvement Project Summary

Project Title:	<b>Neighborhood Infrastructure Program 2021</b>			Project Year(s):	<b>2021 to 2030</b>
Dept/Div:	<b>PUBLIC WORKS</b>				
Type:	<b>New and Repair/Replace</b>	Project Location:	<b>Various Locations</b>		
Category:	<b>Neighborhoods</b>	Contact Phone:	<b>368-3842</b>		
Contact Name:	<b>Linda Voss/Sasha Haehn</b>	Alternate Phone:			
Previous Funding:	<b>\$0</b>	Total Funding:	<b>\$10,900,000</b>	Future Funding:	<b>\$10,900,000</b>
Project #:	<b>601119.00</b>				

**Project Description:**  
 This program is a component of the Stages of Resource Targeting program (SORT). The City generally targets a majority of Neighborhood Relation's resources in one redevelopment area or neighborhood per year. The neighborhood infrastructure piece includes improvements such as rebuilding deteriorated streets, curb/gutter, alleys and sidewalks. Included is a funding component for the replacement of wastewater structures that are impacted by the improvements. These funds are leveraged with the Community Development Block Grant (CDBG) and HOME Investment Partnership funds that are utilized for housing rehabilitation and construction (\$300,000).

### Project Schedule and Estimate

	2021	2022	2023	2024	2025	5 year totals
Design/Admin Fees	\$100,000	\$100,000	\$100,000	\$100,000	\$100,000	\$500,000
Right of Way	\$0	\$0	\$0	\$0	\$0	\$0
Construction/Service Fees	\$1,972,512	\$1,972,512	\$1,972,512	\$1,972,512	\$1,972,512	\$9,862,560
Contingency	\$50,000	\$50,000	\$50,000	\$50,000	\$50,000	\$250,000
Technology	\$0	\$0	\$0	\$0	\$0	\$0
Financing Costs (Temp Notes)	\$24,638	\$24,638	\$24,638	\$24,638	\$24,638	\$123,190
Cost of Issuance (Rev/GO Bonds)	\$32,850	\$32,850	\$32,850	\$32,850	\$32,850	\$164,250
Debt Reserve Fund (Rev Bond)	\$0	\$0	\$0	\$0	\$0	\$0
Capitalized Interest	\$0	\$0	\$0	\$0	\$0	\$0
	<b>\$2,180,000</b>	<b>\$2,180,000</b>	<b>\$2,180,000</b>	<b>\$2,180,000</b>	<b>\$2,180,000</b>	<b>\$10,900,000</b>

Estimated Life of Item (years):

**30 Years**

Year of Estimate:

**2019**

Source of Estimate:

**Staff**

### Estimated Operating Cost:

The funding for street repair work is primarily Motor Fuel Tax. This project should reduce operating costs by improving deteriorated infrastructure elements.

### Account by Source of Financing

	2021	2022	2023	2024	2025	5 year totals
Cash	\$0	\$0	\$0	\$0	\$0	\$0
City Sales Tax	\$0	\$0	\$0	\$0	\$0	\$0
County Sales Tax	\$0	\$0	\$0	\$0	\$0	\$0
Donations	\$0	\$0	\$0	\$0	\$0	\$0
Facilities Fund	\$0	\$0	\$0	\$0	\$0	\$0
Federal Funds	\$330,000	\$330,000	\$330,000	\$330,000	\$330,000	\$1,650,000
Fleet Fund	\$0	\$0	\$0	\$0	\$0	\$0
G.O. Bond	\$1,700,000	\$1,700,000	\$1,700,000	\$1,700,000	\$1,700,000	\$8,500,000
IT Fund	\$0	\$0	\$0	\$0	\$0	\$0
Parking Fund	\$0	\$0	\$0	\$0	\$0	\$0
Revenue Bonds	\$0	\$0	\$0	\$0	\$0	\$0
Storm Water	\$0	\$0	\$0	\$0	\$0	\$0
Waste Water	\$150,000	\$150,000	\$150,000	\$150,000	\$150,000	\$750,000
Water	\$0	\$0	\$0	\$0	\$0	\$0
	<b>\$2,180,000</b>	<b>\$2,180,000</b>	<b>\$2,180,000</b>	<b>\$2,180,000</b>	<b>\$2,180,000</b>	<b>\$10,900,000</b>



## City of Topeka Capital Improvement Project Summary

Project Title:	SW Wanamaker Road/SW Huntoon Street/I-470 Ramps			Project Year(s):	2019 to 2022
Dept/Div:	PUBLIC WORKS				
Type:	Repair/Replace	Project Location:	SW Wanamaker/SW Huntoon/I-470		
Category:	Street	Contact Phone:	368-3842		
Contact Name:	Linda Voss	Alternate Phone:			
Previous Funding:	\$424,666	Total Funding:	\$4,400,000	Future Funding:	\$0
Project # :	701018.00				

**Project Description:**  
 This project will improve traffic operations, safety, and the level of service in the SW Wanamaker Road, SW Huntoon Street, I-470/Wanamaker Exit Ramp, and I-470/Winding Road entrance ramp areas. This area is experiencing congestion and a low level of service under existing conditions. The existing roadway network serving the area, bounded by SW Huntoon Street, SW Urish Road, SW 17th Street, and SW Wanamaker Road, is operating at or near capacity at several locations. Previous traffic impact studies for proposed developments in the area have indicated further development will cause traffic operation failures at several intersections. City staff has worked with the Kansas Department of Transportation and a consultant on a Traffic Impact Study to determine geometric and intersection improvements and the access control that is necessary to accommodate the anticipated increase in traffic from future developments. The design consultant selection occurred in early FY2020 with construction scheduled to follow in FY2021/2022.

### Project Schedule and Estimate

	2021	2022	2023	2024	2025	5 year totals
Design/Admin Fees	\$0	\$0	\$0	\$0	\$0	\$0
Right of Way	\$0	\$0	\$0	\$0	\$0	\$0
Construction/Service Fees	\$1,860,000	\$1,860,000	\$0	\$0	\$0	\$3,720,000
Contingency	\$103,000	\$103,000	\$0	\$0	\$0	\$206,000
Technology	\$0	\$0	\$0	\$0	\$0	\$0
Financing Costs (Temp Notes)	\$10,667	\$10,667	\$0	\$0	\$0	\$21,334
Cost of Issuance (Rev/GO Bonds)	\$14,000	\$14,000	\$0	\$0	\$0	\$28,000
Debt Reserve Fund (Rev Bond)	\$0	\$0	\$0	\$0	\$0	\$0
Capitalized Interest	\$0	\$0	\$0	\$0	\$0	\$0
	\$1,987,667	\$1,987,667	\$0	\$0	\$0	\$3,975,334

Estimated Life of Item (years):

30 Years

Year of Estimate:

2015

Source of Estimate:

Engineering

### Estimated Operating Cost:

Operating costs include pavement markings and crack sealing. The primary funding source is Motor Fuel Tax.

### Account by Source of Financing

	2021	2022	2023	2024	2025	5 year totals
Cash	\$0	\$0	\$0	\$0	\$0	\$0
City Sales Tax	\$500,000	\$500,000	\$0	\$0	\$0	\$1,000,000
County Sales Tax	\$0	\$0	\$0	\$0	\$0	\$0
Donations	\$0	\$0	\$0	\$0	\$0	\$0
Facilities Fund	\$0	\$0	\$0	\$0	\$0	\$0
Federal Funds	\$987,667	\$987,667	\$0	\$0	\$0	\$1,975,334
Fleet Fund	\$0	\$0	\$0	\$0	\$0	\$0
G.O. Bond	\$500,000	\$500,000	\$0	\$0	\$0	\$1,000,000
IT Fund	\$0	\$0	\$0	\$0	\$0	\$0
Parking Fund	\$0	\$0	\$0	\$0	\$0	\$0
Revenue Bonds	\$0	\$0	\$0	\$0	\$0	\$0
Storm Water	\$0	\$0	\$0	\$0	\$0	\$0
Waste Water	\$0	\$0	\$0	\$0	\$0	\$0
Water	\$0	\$0	\$0	\$0	\$0	\$0
	\$1,987,667	\$1,987,667	\$0	\$0	\$0	\$3,975,334



# **Information Technology Fund Projects**



## City of Topeka Capital Improvement Project Summary

Project Title: **Computer Upgrade - 032-R1** Project Year(s): **2021-2024**  
 Dept/Div: **Information Technology**  
 Type: **Repair/Replace** Project Location: **Citywide**  
 Category: **Quality of Life** Contact Phone: **368-3718**  
 Contact Name: **Mark Biswell** Alternate Phone:  
 Previous Funding: **\$0** Total Funding: **\$100,000** Future Funding: **\$0**  
 Project #: **IS-2021-001**

Project Description:  
**Upgrade of 100-personal computers.**

### Project Schedule and Estimate

	2021	2022	2023	2024	2025	5 year totals
Design/Admin Fees	\$0	\$0	\$0	\$0	\$0	\$0
Right of Way	\$0	\$0	\$0	\$0	\$0	\$0
Construction/Service Fees	\$0	\$0	\$0	\$0	\$0	\$0
Contingency	\$0	\$0	\$0	\$0	\$0	\$0
Technology	\$25,000	\$25,000	\$25,000	\$25,000	\$0	\$100,000
Financing Costs (Temp Notes)	\$0	\$0	\$0	\$0	\$0	\$0
Cost of Issuance (Rev/GO Bonds)	\$0	\$0	\$0	\$0	\$0	\$0
Debt Reserve Fund (Rev Bond)	\$0	\$0	\$0	\$0	\$0	\$0
Capitalized Interest	\$0	\$0	\$0	\$0	\$0	\$0
	\$25,000	\$25,000	\$25,000	\$25,000	\$0	\$100,000

Estimated Life of Item (years):

**4**

Year of Estimate:

**2020**

Source of Estimate:

**Estimated Operating Cost:**

### Account by Source of Financing

	2021	2022	2023	2024	2025	5 year totals
Cash	\$0	\$0	\$0	\$0	\$0	\$0
City Sales Tax	\$0	\$0	\$0	\$0	\$0	\$0
County Sales Tax	\$0	\$0	\$0	\$0	\$0	\$0
Donations	\$0	\$0	\$0	\$0	\$0	\$0
Facilities Fund	\$0	\$0	\$0	\$0	\$0	\$0
Federal Funds	\$0	\$0	\$0	\$0	\$0	\$0
Fleet Fund	\$0	\$0	\$0	\$0	\$0	\$0
G.O. Bond	\$0	\$0	\$0	\$0	\$0	\$0
IT Fund	\$25,000	\$25,000	\$25,000	\$25,000	\$0	\$100,000
Parking Fund	\$0	\$0	\$0	\$0	\$0	\$0
Revenue Bonds	\$0	\$0	\$0	\$0	\$0	\$0
Storm Water	\$0	\$0	\$0	\$0	\$0	\$0
Waste Water	\$0	\$0	\$0	\$0	\$0	\$0
Water	\$0	\$0	\$0	\$0	\$0	\$0
	\$25,000	\$25,000	\$25,000	\$25,000	\$0	\$100,000



## City of Topeka Capital Improvement Project Summary

Project Title: **Computer Upgrade - 032-R2** Project Year(s): **2025-2028**

Dept/Div: **Information Technology**

Type: **Repair/Replace** Project Location: **Citywide**

Category: **Quality of Life** Contact Phone: **368-3718**

Contact Name: **Mark Biswell** Alternate Phone:

Previous Funding: **\$0** Total Funding: **\$25,000** Future Funding: **\$0**

Project #: **801047.00**

Project Description:  
**Upgrade of 100-personal computers.**

### Project Schedule and Estimate

	2021	2022	2023	2024	2025	5 year totals
Design/Admin Fees	\$0	\$0	\$0	\$0	\$0	\$0
Right of Way	\$0	\$0	\$0	\$0	\$0	\$0
Construction/Service Fees	\$0	\$0	\$0	\$0	\$0	\$0
Contingency	\$0	\$0	\$0	\$0	\$0	\$0
Technology	\$0	\$0	\$0	\$0	\$25,000	\$25,000
Financing Costs (Temp Notes)	\$0	\$0	\$0	\$0	\$0	\$0
Cost of Issuance (Rev/GO Bonds)	\$0	\$0	\$0	\$0	\$0	\$0
Debt Reserve Fund (Rev Bond)	\$0	\$0	\$0	\$0	\$0	\$0
Capitalized Interest	\$0	\$0	\$0	\$0	\$0	\$0
	\$0	\$0	\$0	\$0	\$25,000	\$25,000

Estimated Life of Item (years):

**4**

Year of Estimate:

**2020**

Source of Estimate: Est.

### Estimated Operating Cost:

--

### Account by Source of Financing

	2021	2022	2023	2024	2025	5 year totals
Cash	\$0	\$0	\$0	\$0	\$0	\$0
City Sales Tax	\$0	\$0	\$0	\$0	\$0	\$0
County Sales Tax	\$0	\$0	\$0	\$0	\$0	\$0
Donations	\$0	\$0	\$0	\$0	\$0	\$0
Facilities Fund	\$0	\$0	\$0	\$0	\$0	\$0
Federal Funds	\$0	\$0	\$0	\$0	\$0	\$0
Fleet Fund	\$0	\$0	\$0	\$0	\$0	\$0
G.O. Bond	\$0	\$0	\$0	\$0	\$0	\$0
IT Fund	\$0	\$0	\$0	\$0	\$25,000	\$25,000
Parking Fund	\$0	\$0	\$0	\$0	\$0	\$0
Revenue Bonds	\$0	\$0	\$0	\$0	\$0	\$0
Storm Water	\$0	\$0	\$0	\$0	\$0	\$0
Waste Water	\$0	\$0	\$0	\$0	\$0	\$0
Water	\$0	\$0	\$0	\$0	\$0	\$0
	\$0	\$0	\$0	\$0	\$25,000	\$25,000





## City of Topeka Capital Improvement Project Summary

Project Title:	<b>Computer Upgrade - 037</b>	Project Year(s):	<b>2022 to 2024</b>
Dept/Div:	<b>Information Technology</b>		
Type:	<b>Repair/Replace</b>	Project Location:	<b>Citywide</b>
Category:	<b>Facilities</b>	Contact Phone:	<b>368-3718</b>
Contact Name:	<b>Mark Biswell</b>	Alternate Phone:	
Previous Funding:	<b>\$0</b>	Total Funding:	<b>\$18,768</b>
		Future Funding:	<b>\$0</b>
Project # :	<b>IS-2022-001</b>		

Project Description:  
**This is a project to upgrade computers across the computing enterprise of the City.**

### Project Schedule and Estimate

	2021	2022	2023	2024	2025	5 year totals
Design/Admin Fees	\$0	\$0	\$0	\$0	\$0	\$0
Right of Way	\$0	\$0	\$0	\$0	\$0	\$0
Construction/Service Fees	\$0	\$0	\$0	\$0	\$0	\$0
Contingency	\$0	\$0	\$0	\$0	\$0	\$0
Technology	\$18,768	\$0	\$0	\$0	\$0	\$18,768
Financing Costs (Temp Notes)	\$0	\$0	\$0	\$0	\$0	\$0
Cost of Issuance (Rev/GO Bonds)	\$0	\$0	\$0	\$0	\$0	\$0
Debt Reserve Fund (Rev Bond)	\$0	\$0	\$0	\$0	\$0	\$0
Capitalized Interest	\$0	\$0	\$0	\$0	\$0	\$0
	<b>\$18,768</b>	<b>\$0</b>	<b>\$0</b>	<b>\$0</b>	<b>\$0</b>	<b>\$18,768</b>

Estimated Life of Item (years):	<b>Estimated Operating Cost:</b>
Year of Estimate:	
Source of Estimate:	

### Account by Source of Financing

	2021	2022	2023	2024	2025	5 year totals
Cash	\$0	\$0	\$0	\$0	\$0	\$0
City Sales Tax	\$0	\$0	\$0	\$0	\$0	\$0
County Sales Tax	\$0	\$0	\$0	\$0	\$0	\$0
Donations	\$0	\$0	\$0	\$0	\$0	\$0
Facilities Fund	\$0	\$0	\$0	\$0	\$0	\$0
Federal Funds	\$0	\$0	\$0	\$0	\$0	\$0
Fleet Fund	\$0	\$0	\$0	\$0	\$0	\$0
G.O. Bond	\$0	\$0	\$0	\$0	\$0	\$0
IT Fund	\$18,768	\$0	\$0	\$0	\$0	\$18,768
Parking Fund	\$0	\$0	\$0	\$0	\$0	\$0
Revenue Bonds	\$0	\$0	\$0	\$0	\$0	\$0
Storm Water	\$0	\$0	\$0	\$0	\$0	\$0
Waste Water	\$0	\$0	\$0	\$0	\$0	\$0
Water	\$0	\$0	\$0	\$0	\$0	\$0
	<b>\$18,768</b>	<b>\$0</b>	<b>\$0</b>	<b>\$0</b>	<b>\$0</b>	<b>\$18,768</b>



## City of Topeka Capital Improvement Project Summary

Project Title:	<b>Computer Upgrade - 037-R1</b>		Project Year(s):	<b>2022-2025</b>	
Dept/Div:	<b>Information Technology</b>				
Type:	<b>Repair/Replace</b>	Project Location:	<b>Citywide</b>		
Category:	<b>Quality of Life</b>	Contact Phone:	<b>368-3718</b>		
Contact Name:	<b>Mark Biswell</b>	Alternate Phone:			
Previous Funding:	<b>\$0</b>	Total Funding:	<b>\$100,000</b>	Future Funding:	<b>\$0</b>
Project # :	<b>801048.00</b>				

Project Description:  
**Upgrade of 100-personal computers.**

### Project Schedule and Estimate

	2021	2022	2023	2024	2025	5 year totals
Design/Admin Fees	\$0	\$0	\$0	\$0	\$0	\$0
Right of Way	\$0	\$0	\$0	\$0	\$0	\$0
Construction/Service Fees	\$0	\$0	\$0	\$0	\$0	\$0
Contingency	\$0	\$0	\$0	\$0	\$0	\$0
Technology	\$0	\$25,000	\$25,000	\$25,000	\$25,000	\$100,000
Financing Costs (Temp Notes)	\$0	\$0	\$0	\$0	\$0	\$0
Cost of Issuance (Rev/GO Bonds)	\$0	\$0	\$0	\$0	\$0	\$0
Debt Reserve Fund (Rev Bond)	\$0	\$0	\$0	\$0	\$0	\$0
Capitalized Interest	\$0	\$0	\$0	\$0	\$0	\$0
	\$0	\$25,000	\$25,000	\$25,000	\$25,000	\$100,000

Estimated Life of Item (years):	4	<b>Estimated Operating Cost:</b>
Year of Estimate:	2020	
Source of Estimate:	Est.	

### Account by Source of Financing

	2021	2022	2023	2024	2025	5 year totals
Cash	\$0	\$0	\$0	\$0	\$0	\$0
City Sales Tax	\$0	\$0	\$0	\$0	\$0	\$0
County Sales Tax	\$0	\$0	\$0	\$0	\$0	\$0
Donations	\$0	\$0	\$0	\$0	\$0	\$0
Facilities Fund	\$0	\$0	\$0	\$0	\$0	\$0
Federal Funds	\$0	\$0	\$0	\$0	\$0	\$0
Fleet Fund	\$0	\$0	\$0	\$0	\$0	\$0
G.O. Bond	\$0	\$0	\$0	\$0	\$0	\$0
IT Fund	\$0	\$25,000	\$25,000	\$25,000	\$25,000	\$100,000
Parking Fund	\$0	\$0	\$0	\$0	\$0	\$0
Revenue Bonds	\$0	\$0	\$0	\$0	\$0	\$0
Storm Water	\$0	\$0	\$0	\$0	\$0	\$0
Waste Water	\$0	\$0	\$0	\$0	\$0	\$0
Water	\$0	\$0	\$0	\$0	\$0	\$0
	\$0	\$25,000	\$25,000	\$25,000	\$25,000	\$100,000



## City of Topeka Capital Improvement Project Summary

Project Title:	Police Department Mobile Data Terminal Lease - 038		Project Year(s):	2022 to 2024	
Dept/Div:	Information Technology				
Type:	Repair/Replace	Project Location:	Citywide		
Category:	Facilities	Contact Phone:	368-3718		
Contact Name:	Mark Biswell	Alternate Phone:			
Previous Funding:	\$0	Total Funding:	\$15,855	Future Funding:	\$0
Project # :	IS-2022-002				

Project Description:  
This is a project to upgrade computers across the computing enterprise of the City.

### Project Schedule and Estimate

	2021	2022	2023	2024	2025	5 year totals
Design/Admin Fees	\$0	\$0	\$0	\$0	\$0	\$0
Right of Way	\$0	\$0	\$0	\$0	\$0	\$0
Construction/Service Fees	\$0	\$0	\$0	\$0	\$0	\$0
Contingency	\$0	\$0	\$0	\$0	\$0	\$0
Technology	\$15,855	\$0	\$0	\$0	\$0	\$15,855
Financing Costs (Temp Notes)	\$0	\$0	\$0	\$0	\$0	\$0
Cost of Issuance (Rev/GO Bonds)	\$0	\$0	\$0	\$0	\$0	\$0
Debt Reserve Fund (Rev Bond)	\$0	\$0	\$0	\$0	\$0	\$0
Capitalized Interest	\$0	\$0	\$0	\$0	\$0	\$0
	\$15,855	\$0	\$0	\$0	\$0	\$15,855

Estimated Life of Item (years):	Estimated Operating Cost:
Year of Estimate:	
Source of Estimate:	

### Account by Source of Financing

	2021	2022	2023	2024	2025	5 year totals
Cash	\$0	\$0	\$0	\$0	\$0	\$0
City Sales Tax	\$0	\$0	\$0	\$0	\$0	\$0
County Sales Tax	\$0	\$0	\$0	\$0	\$0	\$0
Donations	\$0	\$0	\$0	\$0	\$0	\$0
Facilities Fund	\$0	\$0	\$0	\$0	\$0	\$0
Federal Funds	\$0	\$0	\$0	\$0	\$0	\$0
Fleet Fund	\$0	\$0	\$0	\$0	\$0	\$0
G.O. Bond	\$0	\$0	\$0	\$0	\$0	\$0
IT Fund	\$15,855	\$0	\$0	\$0	\$0	\$15,855
Parking Fund	\$0	\$0	\$0	\$0	\$0	\$0
Revenue Bonds	\$0	\$0	\$0	\$0	\$0	\$0
Storm Water	\$0	\$0	\$0	\$0	\$0	\$0
Waste Water	\$0	\$0	\$0	\$0	\$0	\$0
Water	\$0	\$0	\$0	\$0	\$0	\$0
	\$15,855	\$0	\$0	\$0	\$0	\$15,855



## City of Topeka Capital Improvement Project Summary

Project Title:	Police Department Mobile Data Terminal Lease - 038-R1			Project Year(s):	2024
Dept/Div:	Information Technology				
Type:	Repair/Replace	Project Location:	Citywide		
Category:	Facilities	Contact Phone:	368-3718		
Contact Name:	Mark Biswell	Alternate Phone:			
Previous Funding:	\$0	Total Funding:	\$63,420	Future Funding:	\$0
Project # :	IS-2024-005				

Project Description:  
**This is a project to upgrade mobile data terminals in use at the Topeka Police Department.**

### Project Schedule and Estimate

	2021	2022	2023	2024	2025	5 year totals
Design/Admin Fees	\$0	\$0	\$0	\$0	\$0	\$0
Right of Way	\$0	\$0	\$0	\$0	\$0	\$0
Construction/Service Fees	\$0	\$0	\$0	\$0	\$0	\$0
Contingency	\$0	\$0	\$0	\$0	\$0	\$0
Technology	\$0	\$15,855	\$15,855	\$15,855	\$15,855	\$63,420
Financing Costs (Temp Notes)	\$0	\$0	\$0	\$0	\$0	\$0
Cost of Issuance (Rev/GO Bonds)	\$0	\$0	\$0	\$0	\$0	\$0
Debt Reserve Fund (Rev Bond)	\$0	\$0	\$0	\$0	\$0	\$0
Capitalized Interest	\$0	\$0	\$0	\$0	\$0	\$0
	\$0	\$15,855	\$15,855	\$15,855	\$15,855	\$63,420

Estimated Life of Item (years):	<b>Estimated Operating Cost:</b>
Year of Estimate:	
Source of Estimate:	

### Account by Source of Financing

	2021	2022	2023	2024	2025	5 year totals
Cash	\$0	\$0	\$0	\$0	\$0	\$0
City Sales Tax	\$0	\$0	\$0	\$0	\$0	\$0
County Sales Tax	\$0	\$0	\$0	\$0	\$0	\$0
Donations	\$0	\$0	\$0	\$0	\$0	\$0
Facilities Fund	\$0	\$0	\$0	\$0	\$0	\$0
Federal Funds	\$0	\$0	\$0	\$0	\$0	\$0
Fleet Fund	\$0	\$0	\$0	\$0	\$0	\$0
G.O. Bond	\$0	\$0	\$0	\$0	\$0	\$0
IT Fund	\$0	\$15,855	\$15,855	\$15,855	\$15,855	\$63,420
Parking Fund	\$0	\$0	\$0	\$0	\$0	\$0
Revenue Bonds	\$0	\$0	\$0	\$0	\$0	\$0
Storm Water	\$0	\$0	\$0	\$0	\$0	\$0
Waste Water	\$0	\$0	\$0	\$0	\$0	\$0
Water	\$0	\$0	\$0	\$0	\$0	\$0
	\$0	\$15,855	\$15,855	\$15,855	\$15,855	\$63,420



## City of Topeka Capital Improvement Project Summary

Project Title:	<b>Computer Upgrade - 039</b>	Project Year(s):	<b>2022 to 2024</b>
Dept/Div:	<b>Information Technology</b>		
Type:	<b>Repair/Replace</b>	Project Location:	<b>Citywide</b>
Category:	<b>Facilities</b>	Contact Phone:	<b>368-3718</b>
Contact Name:	<b>Mark Biswell</b>	Alternate Phone:	
Previous Funding:	<b>\$0</b>	Total Funding:	<b>\$22,469</b>
		Future Funding:	<b>\$0</b>
Project # :	<b>IS-2022-003</b>		

Project Description:  
**This is a project to upgrade computers across the computing enterprise of the City.**

### Project Schedule and Estimate

	2021	2022	2023	2024	2025	5 year totals
Design/Admin Fees	\$0	\$0	\$0	\$0	\$0	\$0
Right of Way	\$0	\$0	\$0	\$0	\$0	\$0
Construction/Service Fees	\$0	\$0	\$0	\$0	\$0	\$0
Contingency	\$0	\$0	\$0	\$0	\$0	\$0
Technology	\$22,469	\$0	\$0	\$0	\$0	\$22,469
Financing Costs (Temp Notes)	\$0	\$0	\$0	\$0	\$0	\$0
Cost of Issuance (Rev/GO Bonds)	\$0	\$0	\$0	\$0	\$0	\$0
Debt Reserve Fund (Rev Bond)	\$0	\$0	\$0	\$0	\$0	\$0
Capitalized Interest	\$0	\$0	\$0	\$0	\$0	\$0
	<b>\$22,469</b>	<b>\$0</b>	<b>\$0</b>	<b>\$0</b>	<b>\$0</b>	<b>\$22,469</b>

Estimated Life of Item (years):	<b>Estimated Operating Cost:</b>
Year of Estimate:	
Source of Estimate:	

### Account by Source of Financing

	2021	2022	2023	2024	2025	5 year totals
Cash	\$0	\$0	\$0	\$0	\$0	\$0
City Sales Tax	\$0	\$0	\$0	\$0	\$0	\$0
County Sales Tax	\$0	\$0	\$0	\$0	\$0	\$0
Donations	\$0	\$0	\$0	\$0	\$0	\$0
Facilities Fund	\$0	\$0	\$0	\$0	\$0	\$0
Federal Funds	\$0	\$0	\$0	\$0	\$0	\$0
Fleet Fund	\$0	\$0	\$0	\$0	\$0	\$0
G.O. Bond	\$0	\$0	\$0	\$0	\$0	\$0
IT Fund	\$22,469	\$0	\$0	\$0	\$0	\$22,469
Parking Fund	\$0	\$0	\$0	\$0	\$0	\$0
Revenue Bonds	\$0	\$0	\$0	\$0	\$0	\$0
Storm Water	\$0	\$0	\$0	\$0	\$0	\$0
Waste Water	\$0	\$0	\$0	\$0	\$0	\$0
Water	\$0	\$0	\$0	\$0	\$0	\$0
	<b>\$22,469</b>	<b>\$0</b>	<b>\$0</b>	<b>\$0</b>	<b>\$0</b>	<b>\$22,469</b>



## City of Topeka Capital Improvement Project Summary

Project Title:	<b>Computer Upgrade - 039-R1</b>		Project Year(s):	<b>2022-2025</b>	
Dept/Div:	<b>Information Technology</b>		Project Location:	<b>Citywide</b>	
Type:	<b>Repair/Replace</b>	Contact Phone:	<b>368-3718</b>		
Category:	<b>Quality of Life</b>	Alternate Phone:			
Contact Name:	<b>Mark Biswell</b>				
Previous Funding:	<b>\$0</b>	Total Funding:	<b>\$100,000</b>	Future Funding:	<b>\$0</b>
Project # :	<b>801049.00</b>				

Project Description:  
**Upgrade of 100-personal computers.**

### Project Schedule and Estimate

	2021	2022	2023	2024	2025	5 year totals
Design/Admin Fees	\$0	\$0	\$0	\$0	\$0	\$0
Right of Way	\$0	\$0	\$0	\$0	\$0	\$0
Construction/Service Fees	\$0	\$0	\$0	\$0	\$0	\$0
Contingency	\$0	\$0	\$0	\$0	\$0	\$0
Technology	\$0	\$25,000	\$25,000	\$25,000	\$25,000	\$100,000
Financing Costs (Temp Notes)	\$0	\$0	\$0	\$0	\$0	\$0
Cost of Issuance (Rev/GO Bonds)	\$0	\$0	\$0	\$0	\$0	\$0
Debt Reserve Fund (Rev Bond)	\$0	\$0	\$0	\$0	\$0	\$0
Capitalized Interest	\$0	\$0	\$0	\$0	\$0	\$0
	\$0	\$25,000	\$25,000	\$25,000	\$25,000	\$100,000

Estimated Life of Item (years):

**4**

Year of Estimate:

**2020**

Source of Estimate: Est.

### Estimated Operating Cost:

--

### Account by Source of Financing

	2021	2022	2023	2024	2025	5 year totals
Cash	\$0	\$0	\$0	\$0	\$0	\$0
City Sales Tax	\$0	\$0	\$0	\$0	\$0	\$0
County Sales Tax	\$0	\$0	\$0	\$0	\$0	\$0
Donations	\$0	\$0	\$0	\$0	\$0	\$0
Facilities Fund	\$0	\$0	\$0	\$0	\$0	\$0
Federal Funds	\$0	\$0	\$0	\$0	\$0	\$0
Fleet Fund	\$0	\$0	\$0	\$0	\$0	\$0
G.O. Bond	\$0	\$0	\$0	\$0	\$0	\$0
IT Fund	\$0	\$25,000	\$25,000	\$25,000	\$25,000	\$100,000
Parking Fund	\$0	\$0	\$0	\$0	\$0	\$0
Revenue Bonds	\$0	\$0	\$0	\$0	\$0	\$0
Storm Water	\$0	\$0	\$0	\$0	\$0	\$0
Waste Water	\$0	\$0	\$0	\$0	\$0	\$0
Water	\$0	\$0	\$0	\$0	\$0	\$0
	\$0	\$25,000	\$25,000	\$25,000	\$25,000	\$100,000



## City of Topeka Capital Improvement Project Summary

Project Title: **Computer Upgrade - 041** Project Year(s): **2019-2022**

Dept/Div: **Information Technology**

Type: **Repair/Replace** Project Location: **Citywide**

Category: **Quality of Life** Contact Phone: **368-3718**

Contact Name: **Mark Biswell** Alternate Phone:

Previous Funding: **\$0** Total Funding: **\$50,000** Future Funding: **\$0**

Project #: **801050.00**

Project Description:  
**Upgrade of 100-personal computers.**

### Project Schedule and Estimate

	2021	2022	2023	2024	2025	5 year totals
Design/Admin Fees	\$0	\$0	\$0	\$0	\$0	\$0
Right of Way	\$0	\$0	\$0	\$0	\$0	\$0
Construction/Service Fees	\$0	\$0	\$0	\$0	\$0	\$0
Contingency	\$0	\$0	\$0	\$0	\$0	\$0
Technology	\$25,000	\$25,000	\$0	\$0	\$0	\$50,000
Financing Costs (Temp Notes)	\$0	\$0	\$0	\$0	\$0	\$0
Cost of Issuance (Rev/GO Bonds)	\$0	\$0	\$0	\$0	\$0	\$0
Debt Reserve Fund (Rev Bond)	\$0	\$0	\$0	\$0	\$0	\$0
Capitalized Interest	\$0	\$0	\$0	\$0	\$0	\$0
	\$25,000	\$25,000	\$0	\$0	\$0	\$50,000

Estimated Life of Item (years):

**4**

Year of Estimate:

**2020**

Source of Estimate: Est.

### Estimated Operating Cost:

--

### Account by Source of Financing

	2021	2022	2023	2024	2025	5 year totals
Cash	\$0	\$0	\$0	\$0	\$0	\$0
City Sales Tax	\$0	\$0	\$0	\$0	\$0	\$0
County Sales Tax	\$0	\$0	\$0	\$0	\$0	\$0
Donations	\$0	\$0	\$0	\$0	\$0	\$0
Facilities Fund	\$0	\$0	\$0	\$0	\$0	\$0
Federal Funds	\$0	\$0	\$0	\$0	\$0	\$0
Fleet Fund	\$0	\$0	\$0	\$0	\$0	\$0
G.O. Bond	\$0	\$0	\$0	\$0	\$0	\$0
IT Fund	\$25,000	\$25,000	\$0	\$0	\$0	\$50,000
Parking Fund	\$0	\$0	\$0	\$0	\$0	\$0
Revenue Bonds	\$0	\$0	\$0	\$0	\$0	\$0
Storm Water	\$0	\$0	\$0	\$0	\$0	\$0
Waste Water	\$0	\$0	\$0	\$0	\$0	\$0
Water	\$0	\$0	\$0	\$0	\$0	\$0
	\$25,000	\$25,000	\$0	\$0	\$0	\$50,000



## City of Topeka Capital Improvement Project Summary

Project Title: **Computer Upgrade - 041-R1** Project Year(s): **2023-2026**

Dept/Div: **Information Technology**

Type: **Repair/Replace** Project Location: **Citywide**

Category: **Quality of Life** Contact Phone: **368-3718**

Contact Name: **Mark Biswell** Alternate Phone:

Previous Funding: **\$0** Total Funding: **\$75,000** Future Funding: **\$0**

Project #: **801051.00**

Project Description:  
**Upgrade of 100-personal computers.**

### Project Schedule and Estimate

	2021	2022	2023	2024	2025	5 year totals
Design/Admin Fees	\$0	\$0	\$0	\$0	\$0	\$0
Right of Way	\$0	\$0	\$0	\$0	\$0	\$0
Construction/Service Fees	\$0	\$0	\$0	\$0	\$0	\$0
Contingency	\$0	\$0	\$0	\$0	\$0	\$0
Technology	\$0	\$0	\$25,000	\$25,000	\$25,000	\$75,000
Financing Costs (Temp Notes)	\$0	\$0	\$0	\$0	\$0	\$0
Cost of Issuance (Rev/GO Bonds)	\$0	\$0	\$0	\$0	\$0	\$0
Debt Reserve Fund (Rev Bond)	\$0	\$0	\$0	\$0	\$0	\$0
Capitalized Interest	\$0	\$0	\$0	\$0	\$0	\$0
	\$0	\$0	\$25,000	\$25,000	\$25,000	\$75,000

Estimated Life of Item (years):

**4**

Year of Estimate:

**2020**

Source of Estimate: Est.

### Estimated Operating Cost:

--

### Account by Source of Financing

	2021	2022	2023	2024	2025	5 year totals
Cash	\$0	\$0	\$0	\$0	\$0	\$0
City Sales Tax	\$0	\$0	\$0	\$0	\$0	\$0
County Sales Tax	\$0	\$0	\$0	\$0	\$0	\$0
Donations	\$0	\$0	\$0	\$0	\$0	\$0
Facilities Fund	\$0	\$0	\$0	\$0	\$0	\$0
Federal Funds	\$0	\$0	\$0	\$0	\$0	\$0
Fleet Fund	\$0	\$0	\$0	\$0	\$0	\$0
G.O. Bond	\$0	\$0	\$0	\$0	\$0	\$0
IT Fund	\$0	\$0	\$25,000	\$25,000	\$25,000	\$75,000
Parking Fund	\$0	\$0	\$0	\$0	\$0	\$0
Revenue Bonds	\$0	\$0	\$0	\$0	\$0	\$0
Storm Water	\$0	\$0	\$0	\$0	\$0	\$0
Waste Water	\$0	\$0	\$0	\$0	\$0	\$0
Water	\$0	\$0	\$0	\$0	\$0	\$0
	\$0	\$0	\$25,000	\$25,000	\$25,000	\$75,000





## City of Topeka Capital Improvement Project Summary

Project Title: **Computer Upgrade - 043** Project Year(s): **2019-2022**

Dept/Div: **Information Technology**

Type: **Repair/Replace** Project Location: **Citywide**

Category: **Quality of Life** Contact Phone: **368-3718**

Contact Name: **Mark Biswell** Alternate Phone:

Previous Funding: **\$0** Total Funding: **\$98,250** Future Funding: **\$0**

Project #: **801052.00**

Project Description:  
**Upgrade of 200-personal computers.**

### Project Schedule and Estimate

	2021	2022	2023	2024	2025	5 year totals
Design/Admin Fees	\$0	\$0	\$0	\$0	\$0	\$0
Right of Way	\$0	\$0	\$0	\$0	\$0	\$0
Construction/Service Fees	\$0	\$0	\$0	\$0	\$0	\$0
Contingency	\$0	\$0	\$0	\$0	\$0	\$0
Technology	\$49,125	\$49,125	\$0	\$0	\$0	\$98,250
Financing Costs (Temp Notes)	\$0	\$0	\$0	\$0	\$0	\$0
Cost of Issuance (Rev/GO Bonds)	\$0	\$0	\$0	\$0	\$0	\$0
Debt Reserve Fund (Rev Bond)	\$0	\$0	\$0	\$0	\$0	\$0
Capitalized Interest	\$0	\$0	\$0	\$0	\$0	\$0
	\$49,125	\$49,125	\$0	\$0	\$0	\$98,250

Estimated Life of Item (years):

**4**

Year of Estimate:

**2020**

Source of Estimate: Est.

### Estimated Operating Cost:

--

### Account by Source of Financing

	2021	2022	2023	2024	2025	5 year totals
Cash	\$0	\$0	\$0	\$0	\$0	\$0
City Sales Tax	\$0	\$0	\$0	\$0	\$0	\$0
County Sales Tax	\$0	\$0	\$0	\$0	\$0	\$0
Donations	\$0	\$0	\$0	\$0	\$0	\$0
Facilities Fund	\$0	\$0	\$0	\$0	\$0	\$0
Federal Funds	\$0	\$0	\$0	\$0	\$0	\$0
Fleet Fund	\$0	\$0	\$0	\$0	\$0	\$0
G.O. Bond	\$0	\$0	\$0	\$0	\$0	\$0
IT Fund	\$49,125	\$49,125	\$0	\$0	\$0	\$98,250
Parking Fund	\$0	\$0	\$0	\$0	\$0	\$0
Revenue Bonds	\$0	\$0	\$0	\$0	\$0	\$0
Storm Water	\$0	\$0	\$0	\$0	\$0	\$0
Waste Water	\$0	\$0	\$0	\$0	\$0	\$0
Water	\$0	\$0	\$0	\$0	\$0	\$0
	\$49,125	\$49,125	\$0	\$0	\$0	\$98,250



## City of Topeka Capital Improvement Project Summary

Project Title:	<b>Computer Upgrade - 043-R1</b>	Project Year(s):	<b>2023-2026</b>
Dept/Div:	<b>Information Technology</b>	Project Location:	<b>Citywide</b>
Type:	<b>Repair/Replace</b>	Contact Phone:	<b>368-3718</b>
Category:	<b>Quality of Life</b>	Alternate Phone:	
Contact Name:	<b>Mark Biswell</b>		
Previous Funding:	<b>\$0</b>	Total Funding:	<b>\$165,000</b>
		Future Funding:	<b>\$0</b>
Project # :	<b>801053.00</b>		

Project Description:  
**Upgrade of 200-personal computers.**

### Project Schedule and Estimate

	2021	2022	2023	2024	2025	5 year totals
Design/Admin Fees	\$0	\$0	\$0	\$0	\$0	\$0
Right of Way	\$0	\$0	\$0	\$0	\$0	\$0
Construction/Service Fees	\$0	\$0	\$0	\$0	\$0	\$0
Contingency	\$0	\$0	\$0	\$0	\$0	\$0
Technology	\$0	\$0	\$55,000	\$55,000	\$55,000	\$165,000
Financing Costs (Temp Notes)	\$0	\$0	\$0	\$0	\$0	\$0
Cost of Issuance (Rev/GO Bonds)	\$0	\$0	\$0	\$0	\$0	\$0
Debt Reserve Fund (Rev Bond)	\$0	\$0	\$0	\$0	\$0	\$0
Capitalized Interest	\$0	\$0	\$0	\$0	\$0	\$0
	\$0	\$0	\$55,000	\$55,000	\$55,000	\$165,000

Estimated Life of Item (years):

**4**

Year of Estimate:

**2020**

Source of Estimate: Est.

Estimated Operating Cost:

### Account by Source of Financing

	2021	2022	2023	2024	2025	5 year totals
Cash	\$0	\$0	\$0	\$0	\$0	\$0
City Sales Tax	\$0	\$0	\$0	\$0	\$0	\$0
County Sales Tax	\$0	\$0	\$0	\$0	\$0	\$0
Donations	\$0	\$0	\$0	\$0	\$0	\$0
Facilities Fund	\$0	\$0	\$0	\$0	\$0	\$0
Federal Funds	\$0	\$0	\$0	\$0	\$0	\$0
Fleet Fund	\$0	\$0	\$0	\$0	\$0	\$0
G.O. Bond	\$0	\$0	\$0	\$0	\$0	\$0
IT Fund	\$0	\$0	\$55,000	\$55,000	\$55,000	\$165,000
Parking Fund	\$0	\$0	\$0	\$0	\$0	\$0
Revenue Bonds	\$0	\$0	\$0	\$0	\$0	\$0
Storm Water	\$0	\$0	\$0	\$0	\$0	\$0
Waste Water	\$0	\$0	\$0	\$0	\$0	\$0
Water	\$0	\$0	\$0	\$0	\$0	\$0
	\$0	\$0	\$55,000	\$55,000	\$55,000	\$165,000



## City of Topeka Capital Improvement Project Summary

Project Title: **Computer Upgrade - 046** Project Year(s): **2020-2023**  
 Dept/Div: **Information Technology**  
 Type: **Repair/Replace** Project Location: **Citywide**  
 Category: **Quality of Life** Contact Phone: **368-3718**  
 Contact Name: **Mark Biswell** Alternate Phone:  
 Previous Funding: **\$0** Total Funding: **\$147,375** Future Funding: **\$0**  
 Project #: **801054.00**

Project Description:  
**Upgrade of 200-personal computers.**

### Project Schedule and Estimate

	2021	2022	2023	2024	2025	5 year totals
Design/Admin Fees	\$0	\$0	\$0	\$0	\$0	\$0
Right of Way	\$0	\$0	\$0	\$0	\$0	\$0
Construction/Service Fees	\$0	\$0	\$0	\$0	\$0	\$0
Contingency	\$0	\$0	\$0	\$0	\$0	\$0
Technology	\$49,125	\$49,125	\$49,125	\$0	\$0	\$147,375
Financing Costs (Temp Notes)	\$0	\$0	\$0	\$0	\$0	\$0
Cost of Issuance (Rev/GO Bonds)	\$0	\$0	\$0	\$0	\$0	\$0
Debt Reserve Fund (Rev Bond)	\$0	\$0	\$0	\$0	\$0	\$0
Capitalized Interest	\$0	\$0	\$0	\$0	\$0	\$0
	\$49,125	\$49,125	\$49,125	\$0	\$0	\$147,375

Estimated Life of Item (years):

**4**

Year of Estimate:

**2020**

Source of Estimate: Est.

### Estimated Operating Cost:

--

### Account by Source of Financing

	2021	2022	2023	2024	2025	5 year totals
Cash	\$0	\$0	\$0	\$0	\$0	\$0
City Sales Tax	\$0	\$0	\$0	\$0	\$0	\$0
County Sales Tax	\$0	\$0	\$0	\$0	\$0	\$0
Donations	\$0	\$0	\$0	\$0	\$0	\$0
Facilities Fund	\$0	\$0	\$0	\$0	\$0	\$0
Federal Funds	\$0	\$0	\$0	\$0	\$0	\$0
Fleet Fund	\$0	\$0	\$0	\$0	\$0	\$0
G.O. Bond	\$0	\$0	\$0	\$0	\$0	\$0
IT Fund	\$49,125	\$49,125	\$49,125	\$0	\$0	\$147,375
Parking Fund	\$0	\$0	\$0	\$0	\$0	\$0
Revenue Bonds	\$0	\$0	\$0	\$0	\$0	\$0
Storm Water	\$0	\$0	\$0	\$0	\$0	\$0
Waste Water	\$0	\$0	\$0	\$0	\$0	\$0
Water	\$0	\$0	\$0	\$0	\$0	\$0
	\$49,125	\$49,125	\$49,125	\$0	\$0	\$147,375



## City of Topeka Capital Improvement Project Summary

Project Title:	<b>Computer Upgrade - 046-R1</b>		Project Year(s):	<b>2024-2027</b>	
Dept/Div:	<b>Information Technology</b>				
Type:	<b>Repair/Replace</b>	Project Location:	<b>Citywide</b>		
Category:	<b>Quality of Life</b>	Contact Phone:	<b>368-3718</b>		
Contact Name:	<b>Mark Biswell</b>	Alternate Phone:			
Previous Funding:	<b>\$0</b>	Total Funding:	<b>\$110,000</b>	Future Funding:	<b>\$0</b>
Project # :	<b>801055.00</b>				

Project Description:  
**Upgrade of 200-personal computers.**

### Project Schedule and Estimate

	2021	2022	2023	2024	2025	5 year totals
Design/Admin Fees	\$0	\$0	\$0	\$0	\$0	\$0
Right of Way	\$0	\$0	\$0	\$0	\$0	\$0
Construction/Service Fees	\$0	\$0	\$0	\$0	\$0	\$0
Contingency	\$0	\$0	\$0	\$0	\$0	\$0
Technology	\$0	\$0	\$0	\$55,000	\$55,000	\$110,000
Financing Costs (Temp Notes)	\$0	\$0	\$0	\$0	\$0	\$0
Cost of Issuance (Rev/GO Bonds)	\$0	\$0	\$0	\$0	\$0	\$0
Debt Reserve Fund (Rev Bond)	\$0	\$0	\$0	\$0	\$0	\$0
Capitalized Interest	\$0	\$0	\$0	\$0	\$0	\$0
	\$0	\$0	\$0	\$55,000	\$55,000	\$110,000

Estimated Life of Item (years):

**4**

Year of Estimate:

**2020**

Source of Estimate: Est.

Estimated Operating Cost:	

### Account by Source of Financing

	2021	2022	2023	2024	2025	5 year totals
Cash	\$0	\$0	\$0	\$0	\$0	\$0
City Sales Tax	\$0	\$0	\$0	\$0	\$0	\$0
County Sales Tax	\$0	\$0	\$0	\$0	\$0	\$0
Donations	\$0	\$0	\$0	\$0	\$0	\$0
Facilities Fund	\$0	\$0	\$0	\$0	\$0	\$0
Federal Funds	\$0	\$0	\$0	\$0	\$0	\$0
Fleet Fund	\$0	\$0	\$0	\$0	\$0	\$0
G.O. Bond	\$0	\$0	\$0	\$0	\$0	\$0
IT Fund	\$0	\$0	\$0	\$55,000	\$55,000	\$110,000
Parking Fund	\$0	\$0	\$0	\$0	\$0	\$0
Revenue Bonds	\$0	\$0	\$0	\$0	\$0	\$0
Storm Water	\$0	\$0	\$0	\$0	\$0	\$0
Waste Water	\$0	\$0	\$0	\$0	\$0	\$0
Water	\$0	\$0	\$0	\$0	\$0	\$0
	\$0	\$0	\$0	\$55,000	\$55,000	\$110,000



## City of Topeka Capital Improvement Project Summary

Project Title: **Police Department Mobile Data Terminal Lease -028-R1** Project Year(s): **2023 to 2025**

Dept/Div: **Information Technology**

Type: **Repair/Replace** Project Location: **Citywide**

Category: **Facilities** Contact Phone: **368-3718**

Contact Name: **Mark Biswell** Alternate Phone:

Previous Funding: **\$0** Total Funding: **\$155,052** Future Funding: **\$0**

Project #: **IS-2023-002**

Project Description:  
**This is a project to upgrade mobile data terminals in use at the Topeka Police Department.**

### Project Schedule and Estimate

	2021	2022	2023	2024	2025	5 year totals
Design/Admin Fees	\$0	\$0	\$0	\$0	\$0	\$0
Right of Way	\$0	\$0	\$0	\$0	\$0	\$0
Construction/Service Fees	\$0	\$0	\$0	\$0	\$0	\$0
Contingency	\$0	\$0	\$0	\$0	\$0	\$0
Technology	\$51,684	\$51,684	\$51,684	\$0	\$0	\$155,052
Financing Costs (Temp Notes)	\$0	\$0	\$0	\$0	\$0	\$0
Cost of Issuance (Rev/GO Bonds)	\$0	\$0	\$0	\$0	\$0	\$0
Debt Reserve Fund (Rev Bond)	\$0	\$0	\$0	\$0	\$0	\$0
Capitalized Interest	\$0	\$0	\$0	\$0	\$0	\$0
	\$51,684	\$51,684	\$51,684	\$0	\$0	\$155,052

Estimated Life of Item (years):

Year of Estimate:

Source of Estimate:

### Estimated Operating Cost:

There will be no additional operating costs.

### Account by Source of Financing

	2021	2022	2023	2024	2025	5 year totals
Cash	\$0	\$0	\$0	\$0	\$0	\$0
City Sales Tax	\$0	\$0	\$0	\$0	\$0	\$0
County Sales Tax	\$0	\$0	\$0	\$0	\$0	\$0
Donations	\$0	\$0	\$0	\$0	\$0	\$0
Facilities Fund	\$0	\$0	\$0	\$0	\$0	\$0
Federal Funds	\$0	\$0	\$0	\$0	\$0	\$0
Fleet Fund	\$0	\$0	\$0	\$0	\$0	\$0
G.O. Bond	\$0	\$0	\$0	\$0	\$0	\$0
IT Fund	\$51,684	\$51,684	\$51,684	\$0	\$0	\$155,052
Parking Fund	\$0	\$0	\$0	\$0	\$0	\$0
Revenue Bonds	\$0	\$0	\$0	\$0	\$0	\$0
Storm Water	\$0	\$0	\$0	\$0	\$0	\$0
Waste Water	\$0	\$0	\$0	\$0	\$0	\$0
Water	\$0	\$0	\$0	\$0	\$0	\$0
	\$51,684	\$51,684	\$51,684	\$0	\$0	\$155,052



# City of Topeka Capital Improvement Project Summary

Project Title: **Police Department Mobile Data Terminal Lease -028-R2** Project Year(s): **2024-2028**  
 Dept/Div: **Information Technology**  
 Type: **Repair/Replace** Project Location: **TPD**  
 Category: **Quality of Life** Contact Phone: **368-3718**  
 Contact Name: **Mark Biswell** Alternate Phone:  
 Previous Funding: **\$0** Total Funding: **\$110,000** Future Funding: **\$0**  
 Project #: **801056.00**

Project Description:  
**Upgrade of 60-mobile data terminals and mounts for the TPD.**

### Project Schedule and Estimate

	2021	2022	2023	2024	2025	5 year totals
Design/Admin Fees	\$0	\$0	\$0	\$0	\$0	\$0
Right of Way	\$0	\$0	\$0	\$0	\$0	\$0
Construction/Service Fees	\$0	\$0	\$0	\$0	\$0	\$0
Contingency	\$0	\$0	\$0	\$0	\$0	\$0
Technology	\$0	\$0	\$0	\$55,000	\$55,000	\$110,000
Financing Costs (Temp Notes)	\$0	\$0	\$0	\$0	\$0	\$0
Cost of Issuance (Rev/GO Bonds)	\$0	\$0	\$0	\$0	\$0	\$0
Debt Reserve Fund (Rev Bond)	\$0	\$0	\$0	\$0	\$0	\$0
Capitalized Interest	\$0	\$0	\$0	\$0	\$0	\$0
	\$0	\$0	\$0	\$55,000	\$55,000	\$110,000

Estimated Life of Item (years):

**4**

Year of Estimate:

**2020**

Source of Estimate: Est.

### Estimated Operating Cost:

--

### Account by Source of Financing

	2021	2022	2023	2024	2025	5 year totals
Cash	\$0	\$0	\$0	\$0	\$0	\$0
City Sales Tax	\$0	\$0	\$0	\$0	\$0	\$0
County Sales Tax	\$0	\$0	\$0	\$0	\$0	\$0
Donations	\$0	\$0	\$0	\$0	\$0	\$0
Facilities Fund	\$0	\$0	\$0	\$0	\$0	\$0
Federal Funds	\$0	\$0	\$0	\$0	\$0	\$0
Fleet Fund	\$0	\$0	\$0	\$0	\$0	\$0
G.O. Bond	\$0	\$0	\$0	\$0	\$0	\$0
IT Fund	\$0	\$0	\$0	\$55,000	\$55,000	\$110,000
Parking Fund	\$0	\$0	\$0	\$0	\$0	\$0
Revenue Bonds	\$0	\$0	\$0	\$0	\$0	\$0
Storm Water	\$0	\$0	\$0	\$0	\$0	\$0
Waste Water	\$0	\$0	\$0	\$0	\$0	\$0
Water	\$0	\$0	\$0	\$0	\$0	\$0
	\$0	\$0	\$0	\$55,000	\$55,000	\$110,000



# City of Topeka Capital Improvement Project Summary

Project Title: **Police Department Mobile Data Terminal Lease -031-R1** Project Year(s): **2024**  
 Dept/Div: **Information Technology**  
 Type: **Repair/Replace** Project Location: **Citywide**  
 Category: **Facilities** Contact Phone: **368-3718**  
 Contact Name: **Mark Biswell** Alternate Phone:  
 Previous Funding: **\$0** Total Funding: **\$115,420** Future Funding: **\$0**  
 Project #: **IS-2024-004**

Project Description:  
**This is a project to upgrade mobile data terminals in use at the Topeka Police Department.**

### Project Schedule and Estimate

	2021	2022	2023	2024	2025	5 year totals
Design/Admin Fees	\$0	\$0	\$0	\$0	\$0	\$0
Right of Way	\$0	\$0	\$0	\$0	\$0	\$0
Construction/Service Fees	\$0	\$0	\$0	\$0	\$0	\$0
Contingency	\$0	\$0	\$0	\$0	\$0	\$0
Technology	\$28,855	\$28,855	\$28,855	\$28,855	\$0	\$115,420
Financing Costs (Temp Notes)	\$0	\$0	\$0	\$0	\$0	\$0
Cost of Issuance (Rev/GO Bonds)	\$0	\$0	\$0	\$0	\$0	\$0
Debt Reserve Fund (Rev Bond)	\$0	\$0	\$0	\$0	\$0	\$0
Capitalized Interest	\$0	\$0	\$0	\$0	\$0	\$0
	\$28,855	\$28,855	\$28,855	\$28,855	\$0	\$115,420

Estimated Life of Item (years):  
 Year of Estimate:  
 Source of Estimate:

**Estimated Operating Cost:**  
 There will be no additional operating costs.

### Account by Source of Financing

	2021	2022	2023	2024	2025	5 year totals
Cash	\$0	\$0	\$0	\$0	\$0	\$0
City Sales Tax	\$0	\$0	\$0	\$0	\$0	\$0
County Sales Tax	\$0	\$0	\$0	\$0	\$0	\$0
Donations	\$0	\$0	\$0	\$0	\$0	\$0
Facilities Fund	\$0	\$0	\$0	\$0	\$0	\$0
Federal Funds	\$0	\$0	\$0	\$0	\$0	\$0
Fleet Fund	\$0	\$0	\$0	\$0	\$0	\$0
G.O. Bond	\$0	\$0	\$0	\$0	\$0	\$0
IT Fund	\$28,855	\$28,855	\$28,855	\$28,855	\$0	\$115,420
Parking Fund	\$0	\$0	\$0	\$0	\$0	\$0
Revenue Bonds	\$0	\$0	\$0	\$0	\$0	\$0
Storm Water	\$0	\$0	\$0	\$0	\$0	\$0
Waste Water	\$0	\$0	\$0	\$0	\$0	\$0
Water	\$0	\$0	\$0	\$0	\$0	\$0
	\$28,855	\$28,855	\$28,855	\$28,855	\$0	\$115,420



# City of Topeka Capital Improvement Project Summary

Project Title: **Police Department Mobile Data Terminal Lease -031-R2** Project Year(s): **2025-2028**  
 Dept/Div: **Information Technology**  
 Type: **Repair/Replace** Project Location: **TPD**  
 Category: **Quality of Life** Contact Phone: **368-3718**  
 Contact Name: **Mark Biswell** Alternate Phone:  
 Previous Funding: **\$0** Total Funding: **\$30,000** Future Funding: **\$0**  
 Project #: **801036.00**

Project Description:  
**Upgrade of 60-mobile data terminals and mounts for the Topeka Police Department.**

### Project Schedule and Estimate

	2021	2022	2023	2024	2025	5 year totals
Design/Admin Fees	\$0	\$0	\$0	\$0	\$0	\$0
Right of Way	\$0	\$0	\$0	\$0	\$0	\$0
Construction/Service Fees	\$0	\$0	\$0	\$0	\$0	\$0
Contingency	\$0	\$0	\$0	\$0	\$0	\$0
Technology	\$0	\$0	\$0	\$0	\$30,000	\$30,000
Financing Costs (Temp Notes)	\$0	\$0	\$0	\$0	\$0	\$0
Cost of Issuance (Rev/GO Bonds)	\$0	\$0	\$0	\$0	\$0	\$0
Debt Reserve Fund (Rev Bond)	\$0	\$0	\$0	\$0	\$0	\$0
Capitalized Interest	\$0	\$0	\$0	\$0	\$0	\$0
	\$0	\$0	\$0	\$0	\$30,000	\$30,000

Estimated Life of Item (years):  
**4**  
 Year of Estimate:  
**2020**  
 Source of Estimate: Est.

**Estimated Operating Cost:**

### Account by Source of Financing

	2021	2022	2023	2024	2025	5 year totals
Cash	\$0	\$0	\$0	\$0	\$0	\$0
City Sales Tax	\$0	\$0	\$0	\$0	\$0	\$0
County Sales Tax	\$0	\$0	\$0	\$0	\$0	\$0
Donations	\$0	\$0	\$0	\$0	\$0	\$0
Facilities Fund	\$0	\$0	\$0	\$0	\$0	\$0
Federal Funds	\$0	\$0	\$0	\$0	\$0	\$0
Fleet Fund	\$0	\$0	\$0	\$0	\$0	\$0
G.O. Bond	\$0	\$0	\$0	\$0	\$0	\$0
IT Fund	\$0	\$0	\$0	\$0	\$30,000	\$30,000
Parking Fund	\$0	\$0	\$0	\$0	\$0	\$0
Revenue Bonds	\$0	\$0	\$0	\$0	\$0	\$0
Storm Water	\$0	\$0	\$0	\$0	\$0	\$0
Waste Water	\$0	\$0	\$0	\$0	\$0	\$0
Water	\$0	\$0	\$0	\$0	\$0	\$0
	\$0	\$0	\$0	\$0	\$30,000	\$30,000





## City of Topeka Capital Improvement Project Summary

Project Title: **Police Department Mobile Data Terminal Lease -040 - (20-MDT's)** Project Year(s): **2019-2022**

Dept/Div: **Information Technology**

Type: **Repair/Replace** Project Location: **TPD**

Category: **Quality of Life** Contact Phone: **368-3718**

Contact Name: **Mark Biswell** Alternate Phone:

Previous Funding: **\$0** Total Funding: **\$32,628** Future Funding: **\$0**

Project #: **801037.00**

Project Description:  
**Upgrade of 20-mobile data terminals and mounts for the Topeka Police Department.**

### Project Schedule and Estimate

	2021	2022	2023	2024	2025	5 year totals
Design/Admin Fees	\$0	\$0	\$0	\$0	\$0	\$0
Right of Way	\$0	\$0	\$0	\$0	\$0	\$0
Construction/Service Fees	\$0	\$0	\$0	\$0	\$0	\$0
Contingency	\$0	\$0	\$0	\$0	\$0	\$0
Technology	\$16,314	\$16,314	\$0	\$0	\$0	\$32,628
Financing Costs (Temp Notes)	\$0	\$0	\$0	\$0	\$0	\$0
Cost of Issuance (Rev/GO Bonds)	\$0	\$0	\$0	\$0	\$0	\$0
Debt Reserve Fund (Rev Bond)	\$0	\$0	\$0	\$0	\$0	\$0
Capitalized Interest	\$0	\$0	\$0	\$0	\$0	\$0
	\$16,314	\$16,314	\$0	\$0	\$0	\$32,628

Estimated Life of Item (years):

**4**

Year of Estimate:

**2020**

Source of Estimate: Est.

### Estimated Operating Cost:

--

### Account by Source of Financing

	2021	2022	2023	2024	2025	5 year totals
Cash	\$0	\$0	\$0	\$0	\$0	\$0
City Sales Tax	\$0	\$0	\$0	\$0	\$0	\$0
County Sales Tax	\$0	\$0	\$0	\$0	\$0	\$0
Donations	\$0	\$0	\$0	\$0	\$0	\$0
Facilities Fund	\$0	\$0	\$0	\$0	\$0	\$0
Federal Funds	\$0	\$0	\$0	\$0	\$0	\$0
Fleet Fund	\$0	\$0	\$0	\$0	\$0	\$0
G.O. Bond	\$0	\$0	\$0	\$0	\$0	\$0
IT Fund	\$16,314	\$16,314	\$0	\$0	\$0	\$32,628
Parking Fund	\$0	\$0	\$0	\$0	\$0	\$0
Revenue Bonds	\$0	\$0	\$0	\$0	\$0	\$0
Storm Water	\$0	\$0	\$0	\$0	\$0	\$0
Waste Water	\$0	\$0	\$0	\$0	\$0	\$0
Water	\$0	\$0	\$0	\$0	\$0	\$0
	\$16,314	\$16,314	\$0	\$0	\$0	\$32,628



## City of Topeka Capital Improvement Project Summary

Project Title:	Police Department Mobile Data Terminal Lease -040-R1			Project Year(s):	2023-2026
Dept/Div:	Information Technology				
Type:	Repair/Replace	Project Location:	TPD		
Category:	Quality of Life	Contact Phone:	368-3718		
Contact Name:	Mark Biswell	Alternate Phone:			
Previous Funding:	\$0	Total Funding:	\$75,000	Future Funding:	\$0
Project # :	801038.00				

Project Description:  
**Upgrade of 20-mobile data terminals and mounts for the Topeka Police Department.**

### Project Schedule and Estimate

	2021	2022	2023	2024	2025	5 year totals
Design/Admin Fees	\$0	\$0	\$0	\$0	\$0	\$0
Right of Way	\$0	\$0	\$0	\$0	\$0	\$0
Construction/Service Fees	\$0	\$0	\$0	\$0	\$0	\$0
Contingency	\$0	\$0	\$0	\$0	\$0	\$0
Technology	\$0	\$0	\$25,000	\$25,000	\$25,000	\$75,000
Financing Costs (Temp Notes)	\$0	\$0	\$0	\$0	\$0	\$0
Cost of Issuance (Rev/GO Bonds)	\$0	\$0	\$0	\$0	\$0	\$0
Debt Reserve Fund (Rev Bond)	\$0	\$0	\$0	\$0	\$0	\$0
Capitalized Interest	\$0	\$0	\$0	\$0	\$0	\$0
	\$0	\$0	\$25,000	\$25,000	\$25,000	\$75,000

Estimated Life of Item (years):

4

Year of Estimate:

2020

Source of Estimate: Est.

### Estimated Operating Cost:

--

### Account by Source of Financing

	2021	2022	2023	2024	2025	5 year totals
Cash	\$0	\$0	\$0	\$0	\$0	\$0
City Sales Tax	\$0	\$0	\$0	\$0	\$0	\$0
County Sales Tax	\$0	\$0	\$0	\$0	\$0	\$0
Donations	\$0	\$0	\$0	\$0	\$0	\$0
Facilities Fund	\$0	\$0	\$0	\$0	\$0	\$0
Federal Funds	\$0	\$0	\$0	\$0	\$0	\$0
Fleet Fund	\$0	\$0	\$0	\$0	\$0	\$0
G.O. Bond	\$0	\$0	\$0	\$0	\$0	\$0
IT Fund	\$0	\$0	\$25,000	\$25,000	\$25,000	\$75,000
Parking Fund	\$0	\$0	\$0	\$0	\$0	\$0
Revenue Bonds	\$0	\$0	\$0	\$0	\$0	\$0
Storm Water	\$0	\$0	\$0	\$0	\$0	\$0
Waste Water	\$0	\$0	\$0	\$0	\$0	\$0
Water	\$0	\$0	\$0	\$0	\$0	\$0
	\$0	\$0	\$25,000	\$25,000	\$25,000	\$75,000



# City of Topeka Capital Improvement Project Summary

Project Title:	Fire Department Mobile Data Terminal Lease-030-R1			Project Year(s):	2024
Dept/Div:	Information Technology				
Type:	Repair/Replace	Project Location:	Citywide		
Category:	Facilities	Contact Phone:	368-3718		
Contact Name:	Mark Biswell	Alternate Phone:			
Previous Funding:	\$0	Total Funding:	\$96,288	Future Funding:	\$0
Project # :	IS-2024-002				

Project Description:  
**This is a project to upgrade mobile data terminals in use at the Topeka Fire Department.**

### Project Schedule and Estimate

	2021	2022	2023	2024	2025	5 year totals
Design/Admin Fees	\$0	\$0	\$0	\$0	\$0	\$0
Right of Way	\$0	\$0	\$0	\$0	\$0	\$0
Construction/Service Fees	\$0	\$0	\$0	\$0	\$0	\$0
Contingency	\$0	\$0	\$0	\$0	\$0	\$0
Technology	\$24,072	\$24,072	\$24,072	\$24,072	\$0	\$96,288
Financing Costs (Temp Notes)	\$0	\$0	\$0	\$0	\$0	\$0
Cost of Issuance (Rev/GO Bonds)	\$0	\$0	\$0	\$0	\$0	\$0
Debt Reserve Fund (Rev Bond)	\$0	\$0	\$0	\$0	\$0	\$0
Capitalized Interest	\$0	\$0	\$0	\$0	\$0	\$0
	\$24,072	\$24,072	\$24,072	\$24,072	\$0	\$96,288

Estimated Life of Item (years):	<b>Estimated Operating Cost:</b>
Year of Estimate:	
Source of Estimate:	

### Account by Source of Financing

	2021	2022	2023	2024	2025	5 year totals
Cash	\$0	\$0	\$0	\$0	\$0	\$0
City Sales Tax	\$0	\$0	\$0	\$0	\$0	\$0
County Sales Tax	\$0	\$0	\$0	\$0	\$0	\$0
Donations	\$0	\$0	\$0	\$0	\$0	\$0
Facilities Fund	\$0	\$0	\$0	\$0	\$0	\$0
Federal Funds	\$0	\$0	\$0	\$0	\$0	\$0
Fleet Fund	\$0	\$0	\$0	\$0	\$0	\$0
G.O. Bond	\$0	\$0	\$0	\$0	\$0	\$0
IT Fund	\$24,072	\$24,072	\$24,072	\$24,072	\$0	\$96,288
Parking Fund	\$0	\$0	\$0	\$0	\$0	\$0
Revenue Bonds	\$0	\$0	\$0	\$0	\$0	\$0
Storm Water	\$0	\$0	\$0	\$0	\$0	\$0
Waste Water	\$0	\$0	\$0	\$0	\$0	\$0
Water	\$0	\$0	\$0	\$0	\$0	\$0
	\$24,072	\$24,072	\$24,072	\$24,072	\$0	\$96,288



## City of Topeka Capital Improvement Project Summary

Project Title: **Fire Department Mobile Data Terminal Lease-030-R2** Project Year(s): **2025-2028**

Dept/Div: **Information Technology**

Type: **Repair/Replace** Project Location: **TFD**

Category: **Quality of Life** Contact Phone: **368-3718**

Contact Name: **Mark Biswell** Alternate Phone:

Previous Funding: **\$0** Total Funding: **\$25,000** Future Funding: **\$0**

Project #: **801039.00**

Project Description:  
**Upgrade of 40-mobile data terminals and vehicle mounts for the Toprka Fire Department.**

### Project Schedule and Estimate

	2021	2022	2023	2024	2025	5 year totals
Design/Admin Fees	\$0	\$0	\$0	\$0	\$0	\$0
Right of Way	\$0	\$0	\$0	\$0	\$0	\$0
Construction/Service Fees	\$0	\$0	\$0	\$0	\$0	\$0
Contingency	\$0	\$0	\$0	\$0	\$0	\$0
Technology	\$0	\$0	\$0	\$0	\$25,000	\$25,000
Financing Costs (Temp Notes)	\$0	\$0	\$0	\$0	\$0	\$0
Cost of Issuance (Rev/GO Bonds)	\$0	\$0	\$0	\$0	\$0	\$0
Debt Reserve Fund (Rev Bond)	\$0	\$0	\$0	\$0	\$0	\$0
Capitalized Interest	\$0	\$0	\$0	\$0	\$0	\$0
	\$0	\$0	\$0	\$0	\$25,000	\$25,000

Estimated Life of Item (years):

**4**

Year of Estimate:

**2020**

Source of Estimate: Est.

**Estimated Operating Cost:**

### Account by Source of Financing

	2021	2022	2023	2024	2025	5 year totals
Cash	\$0	\$0	\$0	\$0	\$0	\$0
City Sales Tax	\$0	\$0	\$0	\$0	\$0	\$0
County Sales Tax	\$0	\$0	\$0	\$0	\$0	\$0
Donations	\$0	\$0	\$0	\$0	\$0	\$0
Facilities Fund	\$0	\$0	\$0	\$0	\$0	\$0
Federal Funds	\$0	\$0	\$0	\$0	\$0	\$0
Fleet Fund	\$0	\$0	\$0	\$0	\$0	\$0
G.O. Bond	\$0	\$0	\$0	\$0	\$0	\$0
IT Fund	\$0	\$0	\$0	\$0	\$25,000	\$25,000
Parking Fund	\$0	\$0	\$0	\$0	\$0	\$0
Revenue Bonds	\$0	\$0	\$0	\$0	\$0	\$0
Storm Water	\$0	\$0	\$0	\$0	\$0	\$0
Waste Water	\$0	\$0	\$0	\$0	\$0	\$0
Water	\$0	\$0	\$0	\$0	\$0	\$0
	\$0	\$0	\$0	\$0	\$25,000	\$25,000



# City of Topeka Capital Improvement Project Summary

Project Title: **Network Core Switch Lease-023-R1** Project Year(s): **2023 to 2024**  
 Dept/Div: **Information Technology**  
 Type: **Repair/Replace** Project Location: **Citywide**  
 Category: **Facilities** Contact Phone: **368-3718**  
 Contact Name: **Mark Biswell** Alternate Phone:  
 Previous Funding: **\$0** Total Funding: **\$178,160** Future Funding: **\$0**  
 Project #: **IS-2023-001**

Project Description:  
**This is a project to upgrade network switches across the computing enterprise of the City.**

### Project Schedule and Estimate

	2021	2022	2023	2024	2025	5 year totals
Design/Admin Fees	\$0	\$0	\$0	\$0	\$0	\$0
Right of Way	\$0	\$0	\$0	\$0	\$0	\$0
Construction/Service Fees	\$0	\$0	\$0	\$0	\$0	\$0
Contingency	\$0	\$0	\$0	\$0	\$0	\$0
Technology	\$89,080	\$89,080	\$0	\$0	\$0	\$178,160
Financing Costs (Temp Notes)	\$0	\$0	\$0	\$0	\$0	\$0
Cost of Issuance (Rev/GO Bonds)	\$0	\$0	\$0	\$0	\$0	\$0
Debt Reserve Fund (Rev Bond)	\$0	\$0	\$0	\$0	\$0	\$0
Capitalized Interest	\$0	\$0	\$0	\$0	\$0	\$0
	\$89,080	\$89,080	\$0	\$0	\$0	\$178,160

Estimated Life of Item (years):  
 Year of Estimate:  
 Source of Estimate:

**Estimated Operating Cost:**

### Account by Source of Financing

	2021	2022	2023	2024	2025	5 year totals
Cash	\$0	\$0	\$0	\$0	\$0	\$0
City Sales Tax	\$0	\$0	\$0	\$0	\$0	\$0
County Sales Tax	\$0	\$0	\$0	\$0	\$0	\$0
Donations	\$0	\$0	\$0	\$0	\$0	\$0
Facilities Fund	\$0	\$0	\$0	\$0	\$0	\$0
Federal Funds	\$0	\$0	\$0	\$0	\$0	\$0
Fleet Fund	\$0	\$0	\$0	\$0	\$0	\$0
G.O. Bond	\$0	\$0	\$0	\$0	\$0	\$0
IT Fund	\$89,080	\$89,080	\$0	\$0	\$0	\$178,160
Parking Fund	\$0	\$0	\$0	\$0	\$0	\$0
Revenue Bonds	\$0	\$0	\$0	\$0	\$0	\$0
Storm Water	\$0	\$0	\$0	\$0	\$0	\$0
Waste Water	\$0	\$0	\$0	\$0	\$0	\$0
Water	\$0	\$0	\$0	\$0	\$0	\$0
	\$89,080	\$89,080	\$0	\$0	\$0	\$178,160



## City of Topeka Capital Improvement Project Summary

Project Title: **Network Core Switch Lease-023-R2** Project Year(s): **2023-2026**

Dept/Div: **Information Technology**

Type: **Repair/Replace** Project Location: **CityWide**

Category: **Quality of Life** Contact Phone: **368-3718**

Contact Name: **Mark Biswell** Alternate Phone:

Previous Funding: **\$0** Total Funding: **\$300,000** Future Funding: **\$0**

Project # : **801040.00**

Project Description:  
**Core Data Network Switch Upgrade.**

### Project Schedule and Estimate

	2021	2022	2023	2024	2025	5 year totals
Design/Admin Fees	\$0	\$0	\$0	\$0	\$0	\$0
Right of Way	\$0	\$0	\$0	\$0	\$0	\$0
Construction/Service Fees	\$0	\$0	\$0	\$0	\$0	\$0
Contingency	\$0	\$0	\$0	\$0	\$0	\$0
Technology	\$0	\$0	\$100,000	\$100,000	\$100,000	\$300,000
Financing Costs (Temp Notes)	\$0	\$0	\$0	\$0	\$0	\$0
Cost of Issuance (Rev/GO Bonds)	\$0	\$0	\$0	\$0	\$0	\$0
Debt Reserve Fund (Rev Bond)	\$0	\$0	\$0	\$0	\$0	\$0
Capitalized Interest	\$0	\$0	\$0	\$0	\$0	\$0
	\$0	\$0	\$100,000	\$100,000	\$100,000	\$300,000

Estimated Life of Item (years):

**4**

Year of Estimate:

**2020**

Source of Estimate: Est.

### Estimated Operating Cost:

--

### Account by Source of Financing

	2021	2022	2023	2024	2025	5 year totals
Cash	\$0	\$0	\$0	\$0	\$0	\$0
City Sales Tax	\$0	\$0	\$0	\$0	\$0	\$0
County Sales Tax	\$0	\$0	\$0	\$0	\$0	\$0
Donations	\$0	\$0	\$0	\$0	\$0	\$0
Facilities Fund	\$0	\$0	\$0	\$0	\$0	\$0
Federal Funds	\$0	\$0	\$0	\$0	\$0	\$0
Fleet Fund	\$0	\$0	\$0	\$0	\$0	\$0
G.O. Bond	\$0	\$0	\$0	\$0	\$0	\$0
IT Fund	\$0	\$0	\$100,000	\$100,000	\$100,000	\$300,000
Parking Fund	\$0	\$0	\$0	\$0	\$0	\$0
Revenue Bonds	\$0	\$0	\$0	\$0	\$0	\$0
Storm Water	\$0	\$0	\$0	\$0	\$0	\$0
Waste Water	\$0	\$0	\$0	\$0	\$0	\$0
Water	\$0	\$0	\$0	\$0	\$0	\$0
	\$0	\$0	\$100,000	\$100,000	\$100,000	\$300,000



# City of Topeka Capital Improvement Project Summary

Project Title:	Network Edge Switch Lease-029-R1		Project Year(s):	2024	
Dept/Div:	Information Technology				
Type:	Repair/Replace	Project Location:	Citywide		
Category:	Facilities	Contact Phone:	368-3718		
Contact Name:	Mark Biswell	Alternate Phone:			
Previous Funding:	\$0	Total Funding:	\$85,476	Future Funding:	\$0
Project # :	IS-2024-003				

Project Description:  
**This is a project to upgrade network switches across the computing enterprise of the City.**

### Project Schedule and Estimate

	2021	2022	2023	2024	2025	5 year totals
Design/Admin Fees	\$0	\$0	\$0	\$0	\$0	\$0
Right of Way	\$0	\$0	\$0	\$0	\$0	\$0
Construction/Service Fees	\$0	\$0	\$0	\$0	\$0	\$0
Contingency	\$0	\$0	\$0	\$0	\$0	\$0
Technology	\$21,369	\$21,369	\$21,369	\$21,369	\$0	\$85,476
Financing Costs (Temp Notes)	\$0	\$0	\$0	\$0	\$0	\$0
Cost of Issuance (Rev/GO Bonds)	\$0	\$0	\$0	\$0	\$0	\$0
Debt Reserve Fund (Rev Bond)	\$0	\$0	\$0	\$0	\$0	\$0
Capitalized Interest	\$0	\$0	\$0	\$0	\$0	\$0
	\$21,369	\$21,369	\$21,369	\$21,369	\$0	\$85,476

Estimated Life of Item (years):	<b>Estimated Operating Cost:</b>
Year of Estimate:	
Source of Estimate:	

### Account by Source of Financing

	2021	2022	2023	2024	2025	5 year totals
Cash	\$0	\$0	\$0	\$0	\$0	\$0
City Sales Tax	\$0	\$0	\$0	\$0	\$0	\$0
County Sales Tax	\$0	\$0	\$0	\$0	\$0	\$0
Donations	\$0	\$0	\$0	\$0	\$0	\$0
Facilities Fund	\$0	\$0	\$0	\$0	\$0	\$0
Federal Funds	\$0	\$0	\$0	\$0	\$0	\$0
Fleet Fund	\$0	\$0	\$0	\$0	\$0	\$0
G.O. Bond	\$0	\$0	\$0	\$0	\$0	\$0
IT Fund	\$21,369	\$21,369	\$21,369	\$21,369	\$0	\$85,476
Parking Fund	\$0	\$0	\$0	\$0	\$0	\$0
Revenue Bonds	\$0	\$0	\$0	\$0	\$0	\$0
Storm Water	\$0	\$0	\$0	\$0	\$0	\$0
Waste Water	\$0	\$0	\$0	\$0	\$0	\$0
Water	\$0	\$0	\$0	\$0	\$0	\$0
	\$21,369	\$21,369	\$21,369	\$21,369	\$0	\$85,476



## City of Topeka Capital Improvement Project Summary

Project Title: **Network Edge Switch Lease-029-R2** Project Year(s): **2025-2028**  
 Dept/Div: **Information Technology**  
 Type: **Repair/Replace** Project Location: **CityWide**  
 Category: **Quality of Life** Contact Phone: **368-3718**  
 Contact Name: **Mark Biswell** Alternate Phone:  
 Previous Funding: **\$0** Total Funding: **\$25,000** Future Funding: **\$0**  
 Project #: **801041.00**

Project Description:  
**Network Edge Data Switch Upgrade**

### Project Schedule and Estimate

	2021	2022	2023	2024	2025	5 year totals
Design/Admin Fees	\$0	\$0	\$0	\$0	\$0	\$0
Right of Way	\$0	\$0	\$0	\$0	\$0	\$0
Construction/Service Fees	\$0	\$0	\$0	\$0	\$0	\$0
Contingency	\$0	\$0	\$0	\$0	\$0	\$0
Technology	\$0	\$0	\$0	\$0	\$25,000	\$25,000
Financing Costs (Temp Notes)	\$0	\$0	\$0	\$0	\$0	\$0
Cost of Issuance (Rev/GO Bonds)	\$0	\$0	\$0	\$0	\$0	\$0
Debt Reserve Fund (Rev Bond)	\$0	\$0	\$0	\$0	\$0	\$0
Capitalized Interest	\$0	\$0	\$0	\$0	\$0	\$0
	\$0	\$0	\$0	\$0	\$25,000	\$25,000

Estimated Life of Item (years):

**4**

Year of Estimate:

**2020**

Source of Estimate: Est.

### Estimated Operating Cost:

--

### Account by Source of Financing

	2021	2022	2023	2024	2025	5 year totals
Cash	\$0	\$0	\$0	\$0	\$0	\$0
City Sales Tax	\$0	\$0	\$0	\$0	\$0	\$0
County Sales Tax	\$0	\$0	\$0	\$0	\$0	\$0
Donations	\$0	\$0	\$0	\$0	\$0	\$0
Facilities Fund	\$0	\$0	\$0	\$0	\$0	\$0
Federal Funds	\$0	\$0	\$0	\$0	\$0	\$0
Fleet Fund	\$0	\$0	\$0	\$0	\$0	\$0
G.O. Bond	\$0	\$0	\$0	\$0	\$0	\$0
IT Fund	\$0	\$0	\$0	\$0	\$25,000	\$25,000
Parking Fund	\$0	\$0	\$0	\$0	\$0	\$0
Revenue Bonds	\$0	\$0	\$0	\$0	\$0	\$0
Storm Water	\$0	\$0	\$0	\$0	\$0	\$0
Waste Water	\$0	\$0	\$0	\$0	\$0	\$0
Water	\$0	\$0	\$0	\$0	\$0	\$0
	\$0	\$0	\$0	\$0	\$25,000	\$25,000





# City of Topeka Capital Improvement Project Summary

Project Title:	Storage Area Network Lease-027-R1		Project Year(s):	2024	
Dept/Div:	Information Technology				
Type:	Repair/Replace	Project Location:	Citywide		
Category:	Facilities	Contact Phone:	368-3718		
Contact Name:	Mark Biswell	Alternate Phone:			
Previous Funding:	\$0	Total Funding:	\$487,500	Future Funding:	\$0
Project # :	IS-2024-007				

**Project Description:**  
 This is a project to upgrade the enterprise Storage Area Network (SAN). The SAN is where all network storage for City computers and servers is stored.

### Project Schedule and Estimate

	2021	2022	2023	2024	2025	5 year totals
Design/Admin Fees	\$0	\$0	\$0	\$0	\$0	\$0
Right of Way	\$0	\$0	\$0	\$0	\$0	\$0
Construction/Service Fees	\$0	\$0	\$0	\$0	\$0	\$0
Contingency	\$0	\$0	\$0	\$0	\$0	\$0
Technology	\$162,500	\$162,500	\$162,500	\$0	\$0	\$487,500
Financing Costs (Temp Notes)	\$0	\$0	\$0	\$0	\$0	\$0
Cost of Issuance (Rev/GO Bonds)	\$0	\$0	\$0	\$0	\$0	\$0
Debt Reserve Fund (Rev Bond)	\$0	\$0	\$0	\$0	\$0	\$0
Capitalized Interest	\$0	\$0	\$0	\$0	\$0	\$0
	\$162,500	\$162,500	\$162,500	\$0	\$0	\$487,500

Estimated Life of Item (years):	<b>Estimated Operating Cost:</b>
Year of Estimate:	
Source of Estimate:	

### Account by Source of Financing

	2021	2022	2023	2024	2025	5 year totals
Cash	\$0	\$0	\$0	\$0	\$0	\$0
City Sales Tax	\$0	\$0	\$0	\$0	\$0	\$0
County Sales Tax	\$0	\$0	\$0	\$0	\$0	\$0
Donations	\$0	\$0	\$0	\$0	\$0	\$0
Facilities Fund	\$0	\$0	\$0	\$0	\$0	\$0
Federal Funds	\$0	\$0	\$0	\$0	\$0	\$0
Fleet Fund	\$0	\$0	\$0	\$0	\$0	\$0
G.O. Bond	\$0	\$0	\$0	\$0	\$0	\$0
IT Fund	\$162,500	\$162,500	\$162,500	\$0	\$0	\$487,500
Parking Fund	\$0	\$0	\$0	\$0	\$0	\$0
Revenue Bonds	\$0	\$0	\$0	\$0	\$0	\$0
Storm Water	\$0	\$0	\$0	\$0	\$0	\$0
Waste Water	\$0	\$0	\$0	\$0	\$0	\$0
Water	\$0	\$0	\$0	\$0	\$0	\$0
	\$162,500	\$162,500	\$162,500	\$0	\$0	\$487,500



# City of Topeka Capital Improvement Project Summary

Project Title: **Storage Area Network Lease-027-R2** Project Year(s): **2024-2028**  
 Dept/Div: **Information Technology**  
 Type: **Repair/Replace** Project Location: **CityWide**  
 Category: **Quality of Life** Contact Phone: **368-3718**  
 Contact Name: **Mark Biswell** Alternate Phone:  
 Previous Funding: **\$0** Total Funding: **\$325,000** Future Funding: **\$0**  
 Project #: **801042.00**

Project Description:  
**Storage Area Network Upgrade.**

### Project Schedule and Estimate

	2021	2022	2023	2024	2025	5 year totals
Design/Admin Fees	\$0	\$0	\$0	\$0	\$0	\$0
Right of Way	\$0	\$0	\$0	\$0	\$0	\$0
Construction/Service Fees	\$0	\$0	\$0	\$0	\$0	\$0
Contingency	\$0	\$0	\$0	\$0	\$0	\$0
Technology	\$0	\$0	\$0	\$162,500	\$162,500	\$325,000
Financing Costs (Temp Notes)	\$0	\$0	\$0	\$0	\$0	\$0
Cost of Issuance (Rev/GO Bonds)	\$0	\$0	\$0	\$0	\$0	\$0
Debt Reserve Fund (Rev Bond)	\$0	\$0	\$0	\$0	\$0	\$0
Capitalized Interest	\$0	\$0	\$0	\$0	\$0	\$0
	\$0	\$0	\$0	\$162,500	\$162,500	\$325,000

Estimated Life of Item (years):

**4**

Year of Estimate:

**2020**

Source of Estimate: Est.

### Estimated Operating Cost:

--

### Account by Source of Financing

	2021	2022	2023	2024	2025	5 year totals
Cash	\$0	\$0	\$0	\$0	\$0	\$0
City Sales Tax	\$0	\$0	\$0	\$0	\$0	\$0
County Sales Tax	\$0	\$0	\$0	\$0	\$0	\$0
Donations	\$0	\$0	\$0	\$0	\$0	\$0
Facilities Fund	\$0	\$0	\$0	\$0	\$0	\$0
Federal Funds	\$0	\$0	\$0	\$0	\$0	\$0
Fleet Fund	\$0	\$0	\$0	\$0	\$0	\$0
G.O. Bond	\$0	\$0	\$0	\$0	\$0	\$0
IT Fund	\$0	\$0	\$0	\$162,500	\$162,500	\$325,000
Parking Fund	\$0	\$0	\$0	\$0	\$0	\$0
Revenue Bonds	\$0	\$0	\$0	\$0	\$0	\$0
Storm Water	\$0	\$0	\$0	\$0	\$0	\$0
Waste Water	\$0	\$0	\$0	\$0	\$0	\$0
Water	\$0	\$0	\$0	\$0	\$0	\$0
	\$0	\$0	\$0	\$162,500	\$162,500	\$325,000



## City of Topeka Capital Improvement Project Summary

Project Title:	<b>Data Back-up System Lease-034-R1</b>	Project Year(s):	<b>2024</b>
Dept/Div:	<b>Information Technology</b>		
Type:	<b>Repair/Replace</b>	Project Location:	<b>Citywide</b>
Category:	<b>Facilities</b>	Contact Phone:	<b>368-3718</b>
Contact Name:	<b>Mark Biswell</b>	Alternate Phone:	
Previous Funding:	<b>\$0</b>	Total Funding:	<b>\$165,711</b>
		Future Funding:	<b>\$0</b>
Project # :	<b>IS-2024-001</b>		

Project Description:  
**This is a project to upgrade data back-up appliances that are used to back-up data across the enterprise.**

### Project Schedule and Estimate

	2021	2022	2023	2024	2025	5 year totals
Design/Admin Fees	\$0	\$0	\$0	\$0	\$0	\$0
Right of Way	\$0	\$0	\$0	\$0	\$0	\$0
Construction/Service Fees	\$0	\$0	\$0	\$0	\$0	\$0
Contingency	\$0	\$0	\$0	\$0	\$0	\$0
Technology	\$55,237	\$55,237	\$55,237	\$0	\$0	\$165,711
Financing Costs (Temp Notes)	\$0	\$0	\$0	\$0	\$0	\$0
Cost of Issuance (Rev/GO Bonds)	\$0	\$0	\$0	\$0	\$0	\$0
Debt Reserve Fund (Rev Bond)	\$0	\$0	\$0	\$0	\$0	\$0
Capitalized Interest	\$0	\$0	\$0	\$0	\$0	\$0
	<b>\$55,237</b>	<b>\$55,237</b>	<b>\$55,237</b>	<b>\$0</b>	<b>\$0</b>	<b>\$165,711</b>

Estimated Life of Item (years):	<b>Estimated Operating Cost:</b>
Year of Estimate:	
Source of Estimate:	

### Account by Source of Financing

	2021	2022	2023	2024	2025	5 year totals
Cash	\$0	\$0	\$0	\$0	\$0	\$0
City Sales Tax	\$0	\$0	\$0	\$0	\$0	\$0
County Sales Tax	\$0	\$0	\$0	\$0	\$0	\$0
Donations	\$0	\$0	\$0	\$0	\$0	\$0
Facilities Fund	\$0	\$0	\$0	\$0	\$0	\$0
Federal Funds	\$0	\$0	\$0	\$0	\$0	\$0
Fleet Fund	\$0	\$0	\$0	\$0	\$0	\$0
G.O. Bond	\$0	\$0	\$0	\$0	\$0	\$0
IT Fund	\$55,237	\$55,237	\$55,237	\$0	\$0	\$165,711
Parking Fund	\$0	\$0	\$0	\$0	\$0	\$0
Revenue Bonds	\$0	\$0	\$0	\$0	\$0	\$0
Storm Water	\$0	\$0	\$0	\$0	\$0	\$0
Waste Water	\$0	\$0	\$0	\$0	\$0	\$0
Water	\$0	\$0	\$0	\$0	\$0	\$0
	<b>\$55,237</b>	<b>\$55,237</b>	<b>\$55,237</b>	<b>\$0</b>	<b>\$0</b>	<b>\$165,711</b>



## City of Topeka Capital Improvement Project Summary

Project Title: **Data Back-up System Lease-034-R2** Project Year(s): **2024-2027**

Dept/Div: **Information Technology**

Type: **Repair/Replace** Project Location: **CityWide**

Category: **Quality of Life** Contact Phone: **368-3718**

Contact Name: **Mark Biswell** Alternate Phone:

Previous Funding: **\$0** Total Funding: **\$110,474** Future Funding: **\$0**

Project #: **801043.00**

Project Description:  
**Data Back-up System Upgrade.**

### Project Schedule and Estimate

	2021	2022	2023	2024	2025	5 year totals
Design/Admin Fees	\$0	\$0	\$0	\$0	\$0	\$0
Right of Way	\$0	\$0	\$0	\$0	\$0	\$0
Construction/Service Fees	\$0	\$0	\$0	\$0	\$0	\$0
Contingency	\$0	\$0	\$0	\$0	\$0	\$0
Technology	\$0	\$0	\$0	\$55,237	\$55,237	\$110,474
Financing Costs (Temp Notes)	\$0	\$0	\$0	\$0	\$0	\$0
Cost of Issuance (Rev/GO Bonds)	\$0	\$0	\$0	\$0	\$0	\$0
Debt Reserve Fund (Rev Bond)	\$0	\$0	\$0	\$0	\$0	\$0
Capitalized Interest	\$0	\$0	\$0	\$0	\$0	\$0
	\$0	\$0	\$0	\$55,237	\$55,237	\$110,474

Estimated Life of Item (years):

**3**

Year of Estimate:

**2020**

Source of Estimate: Est.

**Estimated Operating Cost:**

### Account by Source of Financing

	2021	2022	2023	2024	2025	5 year totals
Cash	\$0	\$0	\$0	\$0	\$0	\$0
City Sales Tax	\$0	\$0	\$0	\$0	\$0	\$0
County Sales Tax	\$0	\$0	\$0	\$0	\$0	\$0
Donations	\$0	\$0	\$0	\$0	\$0	\$0
Facilities Fund	\$0	\$0	\$0	\$0	\$0	\$0
Federal Funds	\$0	\$0	\$0	\$0	\$0	\$0
Fleet Fund	\$0	\$0	\$0	\$0	\$0	\$0
G.O. Bond	\$0	\$0	\$0	\$0	\$0	\$0
IT Fund	\$0	\$0	\$0	\$55,237	\$55,237	\$110,474
Parking Fund	\$0	\$0	\$0	\$0	\$0	\$0
Revenue Bonds	\$0	\$0	\$0	\$0	\$0	\$0
Storm Water	\$0	\$0	\$0	\$0	\$0	\$0
Waste Water	\$0	\$0	\$0	\$0	\$0	\$0
Water	\$0	\$0	\$0	\$0	\$0	\$0
	\$0	\$0	\$0	\$55,237	\$55,237	\$110,474



## City of Topeka Capital Improvement Project Summary

Project Title:	Security System Lease-036		Project Year(s):	2020 to 2023	
Dept/Div:	Information Technology				
Type:	Repair/Replace	Project Location:	Citywide		
Category:	Facilities	Contact Phone:	368-3718		
Contact Name:	Mark Biswell	Alternate Phone:			
Previous Funding:	\$65,000	Total Funding:	\$96,117	Future Funding:	\$0
Project # :	IS-2020-002				

**Project Description:**  
 This is a project to upgrade 4-IT security appliances that protect the enterprise IT infrastructure from Cybersecurity attacks.

### Project Schedule and Estimate

	2021	2022	2023	2024	2025	5 year totals
Design/Admin Fees	\$0	\$0	\$0	\$0	\$0	\$0
Right of Way	\$0	\$0	\$0	\$0	\$0	\$0
Construction/Service Fees	\$0	\$0	\$0	\$0	\$0	\$0
Contingency	\$0	\$0	\$0	\$0	\$0	\$0
Technology	\$31,117	\$0	\$0	\$0	\$0	\$31,117
Financing Costs (Temp Notes)	\$0	\$0	\$0	\$0	\$0	\$0
Cost of Issuance (Rev/GO Bonds)	\$0	\$0	\$0	\$0	\$0	\$0
Debt Reserve Fund (Rev Bond)	\$0	\$0	\$0	\$0	\$0	\$0
Capitalized Interest	\$0	\$0	\$0	\$0	\$0	\$0
	\$31,117	\$0	\$0	\$0	\$0	\$31,117

Estimated Life of Item (years):

4

Year of Estimate:

2016

Source of Estimate:

IT Staff

### Estimated Operating Cost:

This upgrade is a technology refresh that occurs every four years and is funded through a lease charged to the IT Fund. The current lease commenced in 2017 and expires in 2020. A new 4-year lease will need to commence starting in December of 2019.

### Account by Source of Financing

	2021	2022	2023	2024	2025	5 year totals
Cash	\$0	\$0	\$0	\$0	\$0	\$0
City Sales Tax	\$0	\$0	\$0	\$0	\$0	\$0
County Sales Tax	\$0	\$0	\$0	\$0	\$0	\$0
Donations	\$0	\$0	\$0	\$0	\$0	\$0
Facilities Fund	\$0	\$0	\$0	\$0	\$0	\$0
Federal Funds	\$0	\$0	\$0	\$0	\$0	\$0
Fleet Fund	\$0	\$0	\$0	\$0	\$0	\$0
G.O. Bond	\$0	\$0	\$0	\$0	\$0	\$0
IT Fund	\$31,117	\$0	\$0	\$0	\$0	\$31,117
Parking Fund	\$0	\$0	\$0	\$0	\$0	\$0
Revenue Bonds	\$0	\$0	\$0	\$0	\$0	\$0
Storm Water	\$0	\$0	\$0	\$0	\$0	\$0
Waste Water	\$0	\$0	\$0	\$0	\$0	\$0
Water	\$0	\$0	\$0	\$0	\$0	\$0
	\$31,117	\$0	\$0	\$0	\$0	\$31,117



# City of Topeka Capital Improvement Project Summary

Project Title:	<b>Security System Lease-036-R1</b>	Project Year(s):	<b>2024</b>
Dept/Div:	<b>Information Technology</b>	Project Location:	<b>Citywide</b>
Type:	<b>Repair/Replace</b>	Contact Phone:	<b>368-3718</b>
Category:	<b>Facilities</b>	Alternate Phone:	
Contact Name:	<b>Mark Biswell</b>	Previous Funding:	<b>\$0</b>
		Total Funding:	<b>\$124,468</b>
		Future Funding:	<b>\$0</b>
Project # :	<b>IS-2024-006</b>		

Project Description:  
**This is a project to upgrade security appliances that protect the enterprise IT infrastructure from Cybersecurity attacks.**

### Project Schedule and Estimate

	2021	2022	2023	2024	2025	5 year totals
Design/Admin Fees	\$0	\$0	\$0	\$0	\$0	\$0
Right of Way	\$0	\$0	\$0	\$0	\$0	\$0
Construction/Service Fees	\$0	\$0	\$0	\$0	\$0	\$0
Contingency	\$0	\$0	\$0	\$0	\$0	\$0
Technology	\$0	\$31,117	\$31,117	\$31,117	\$31,117	\$124,468
Financing Costs (Temp Notes)	\$0	\$0	\$0	\$0	\$0	\$0
Cost of Issuance (Rev/GO Bonds)	\$0	\$0	\$0	\$0	\$0	\$0
Debt Reserve Fund (Rev Bond)	\$0	\$0	\$0	\$0	\$0	\$0
Capitalized Interest	\$0	\$0	\$0	\$0	\$0	\$0
	\$0	\$31,117	\$31,117	\$31,117	\$31,117	\$124,468

Estimated Life of Item (years):	<b>Estimated Operating Cost:</b>
Year of Estimate:	
Source of Estimate:	

### Account by Source of Financing

	2021	2022	2023	2024	2025	5 year totals
Cash	\$0	\$0	\$0	\$0	\$0	\$0
City Sales Tax	\$0	\$0	\$0	\$0	\$0	\$0
County Sales Tax	\$0	\$0	\$0	\$0	\$0	\$0
Donations	\$0	\$0	\$0	\$0	\$0	\$0
Facilities Fund	\$0	\$0	\$0	\$0	\$0	\$0
Federal Funds	\$0	\$0	\$0	\$0	\$0	\$0
Fleet Fund	\$0	\$0	\$0	\$0	\$0	\$0
G.O. Bond	\$0	\$0	\$0	\$0	\$0	\$0
IT Fund	\$0	\$31,117	\$31,117	\$31,117	\$31,117	\$124,468
Parking Fund	\$0	\$0	\$0	\$0	\$0	\$0
Revenue Bonds	\$0	\$0	\$0	\$0	\$0	\$0
Storm Water	\$0	\$0	\$0	\$0	\$0	\$0
Waste Water	\$0	\$0	\$0	\$0	\$0	\$0
Water	\$0	\$0	\$0	\$0	\$0	\$0
	\$0	\$31,117	\$31,117	\$31,117	\$31,117	\$124,468



## City of Topeka Capital Improvement Project Summary

Project Title:	Microsoft Enterprise Agreement - 2021		Project Year(s):	2021 to 2023	
Dept/Div:	Information Technology				
Type:	Repair/Replace	Project Location:	Citywide		
Category:	Facilities	Contact Phone:	368-3718		
Contact Name:	Mark Biswell	Alternate Phone:			
Previous Funding:	\$0	Total Funding:	\$670,359	Future Funding:	\$0
Project # :	IS-2021-004				

**Project Description:**  
 This is a contract renewal for the Microsoft Enterprise Agreement. This agreement provides licensing for the Microsoft Desktop Operating System and the Microsoft Office Suite for all computers in the City.

### Project Schedule and Estimate

	2021	2022	2023	2024	2025	5 year totals
Design/Admin Fees	\$0	\$0	\$0	\$0	\$0	\$0
Right of Way	\$0	\$0	\$0	\$0	\$0	\$0
Construction/Service Fees	\$0	\$0	\$0	\$0	\$0	\$0
Contingency	\$0	\$0	\$0	\$0	\$0	\$0
Technology	\$223,453	\$223,453	\$223,453	\$0	\$0	\$670,359
Financing Costs (Temp Notes)	\$0	\$0	\$0	\$0	\$0	\$0
Cost of Issuance (Rev/GO Bonds)	\$0	\$0	\$0	\$0	\$0	\$0
Debt Reserve Fund (Rev Bond)	\$0	\$0	\$0	\$0	\$0	\$0
Capitalized Interest	\$0	\$0	\$0	\$0	\$0	\$0
	\$223,453	\$223,453	\$223,453	\$0	\$0	\$670,359

Estimated Life of Item (years):	<b>Estimated Operating Cost:</b>
Year of Estimate:	
Source of Estimate:	

### Account by Source of Financing

	2021	2022	2023	2024	2025	5 year totals
Cash	\$0	\$0	\$0	\$0	\$0	\$0
City Sales Tax	\$0	\$0	\$0	\$0	\$0	\$0
County Sales Tax	\$0	\$0	\$0	\$0	\$0	\$0
Donations	\$0	\$0	\$0	\$0	\$0	\$0
Facilities Fund	\$0	\$0	\$0	\$0	\$0	\$0
Federal Funds	\$0	\$0	\$0	\$0	\$0	\$0
Fleet Fund	\$0	\$0	\$0	\$0	\$0	\$0
G.O. Bond	\$0	\$0	\$0	\$0	\$0	\$0
IT Fund	\$223,453	\$223,453	\$223,453	\$0	\$0	\$670,359
Parking Fund	\$0	\$0	\$0	\$0	\$0	\$0
Revenue Bonds	\$0	\$0	\$0	\$0	\$0	\$0
Storm Water	\$0	\$0	\$0	\$0	\$0	\$0
Waste Water	\$0	\$0	\$0	\$0	\$0	\$0
Water	\$0	\$0	\$0	\$0	\$0	\$0
	\$223,453	\$223,453	\$223,453	\$0	\$0	\$670,359



## City of Topeka Capital Improvement Project Summary

Project Title:	Microsoft Enterprise Agreement - 2024			Project Year(s):	2024
Dept/Div:	Information Technology				
Type:	Repair/Replace	Project Location:	Citywide		
Category:	Facilities	Contact Phone:	368-3718		
Contact Name:	Mark Biswell	Alternate Phone:			
Previous Funding:	\$0	Total Funding:	\$446,906	Future Funding:	\$0
Project # :	IS-2024-008				

**Project Description:**  
 This is a contract renewal for the Microsoft Enterprise Agreement. This agreement provides licensing for the Microsoft Desktop Operating System and the Microsoft Office suite for all computers in the City.

### Project Schedule and Estimate

	2021	2022	2023	2024	2025	5 year totals
Design/Admin Fees	\$0	\$0	\$0	\$0	\$0	\$0
Right of Way	\$0	\$0	\$0	\$0	\$0	\$0
Construction/Service Fees	\$0	\$0	\$0	\$0	\$0	\$0
Contingency	\$0	\$0	\$0	\$0	\$0	\$0
Technology	\$0	\$0	\$0	\$223,453	\$223,453	\$446,906
Financing Costs (Temp Notes)	\$0	\$0	\$0	\$0	\$0	\$0
Cost of Issuance (Rev/GO Bonds)	\$0	\$0	\$0	\$0	\$0	\$0
Debt Reserve Fund (Rev Bond)	\$0	\$0	\$0	\$0	\$0	\$0
Capitalized Interest	\$0	\$0	\$0	\$0	\$0	\$0
	\$0	\$0	\$0	\$223,453	\$223,453	\$446,906

Estimated Life of Item (years):

Year of Estimate:

Source of Estimate:

**Estimated Operating Cost:**

### Account by Source of Financing

	2021	2022	2023	2024	2025	5 year totals
Cash	\$0	\$0	\$0	\$0	\$0	\$0
City Sales Tax	\$0	\$0	\$0	\$0	\$0	\$0
County Sales Tax	\$0	\$0	\$0	\$0	\$0	\$0
Donations	\$0	\$0	\$0	\$0	\$0	\$0
Facilities Fund	\$0	\$0	\$0	\$0	\$0	\$0
Federal Funds	\$0	\$0	\$0	\$0	\$0	\$0
Fleet Fund	\$0	\$0	\$0	\$0	\$0	\$0
G.O. Bond	\$0	\$0	\$0	\$0	\$0	\$0
IT Fund	\$0	\$0	\$0	\$223,453	\$223,453	\$446,906
Parking Fund	\$0	\$0	\$0	\$0	\$0	\$0
Revenue Bonds	\$0	\$0	\$0	\$0	\$0	\$0
Storm Water	\$0	\$0	\$0	\$0	\$0	\$0
Waste Water	\$0	\$0	\$0	\$0	\$0	\$0
Water	\$0	\$0	\$0	\$0	\$0	\$0
	\$0	\$0	\$0	\$223,453	\$223,453	\$446,906





## City of Topeka Capital Improvement Project Summary

Project Title:	<b>2-Factor Authentication System Lease-044</b>		Project Year(s):	<b>2020-2023</b>	
Dept/Div:	<b>Information Technology</b>				
Type:	<b>Repair/Replace</b>	Project Location:	<b>CityWide</b>		
Category:	<b>Quality of Life</b>	Contact Phone:	<b>368-3718</b>		
Contact Name:	<b>Mark Biswell</b>	Alternate Phone:			
Previous Funding:	<b>\$0</b>	Total Funding:	<b>\$81,387</b>	Future Funding:	<b>\$0</b>
Project # :	<b>801044.00</b>				

Project Description:  
**2-Factor Authentication System Upgrade. 2-Factor authentication replaces passwords used to log into City computers with a one time password greatly enhancing password security.**

### Project Schedule and Estimate

	2021	2022	2023	2024	2025	5 year totals
Design/Admin Fees	\$0	\$0	\$0	\$0	\$0	\$0
Right of Way	\$0	\$0	\$0	\$0	\$0	\$0
Construction/Service Fees	\$0	\$0	\$0	\$0	\$0	\$0
Contingency	\$0	\$0	\$0	\$0	\$0	\$0
Technology	\$27,129	\$27,129	\$27,129	\$0	\$0	\$81,387
Financing Costs (Temp Notes)	\$0	\$0	\$0	\$0	\$0	\$0
Cost of Issuance (Rev/GO Bonds)	\$0	\$0	\$0	\$0	\$0	\$0
Debt Reserve Fund (Rev Bond)	\$0	\$0	\$0	\$0	\$0	\$0
Capitalized Interest	\$0	\$0	\$0	\$0	\$0	\$0
	<b>\$27,129</b>	<b>\$27,129</b>	<b>\$27,129</b>	<b>\$0</b>	<b>\$0</b>	<b>\$81,387</b>

Estimated Life of Item (years):

**4**

Year of Estimate:

**2020**

Source of Estimate: Est.

### Estimated Operating Cost:

--

### Account by Source of Financing

	2021	2022	2023	2024	2025	5 year totals
Cash	\$0	\$0	\$0	\$0	\$0	\$0
City Sales Tax	\$0	\$0	\$0	\$0	\$0	\$0
County Sales Tax	\$0	\$0	\$0	\$0	\$0	\$0
Donations	\$0	\$0	\$0	\$0	\$0	\$0
Facilities Fund	\$0	\$0	\$0	\$0	\$0	\$0
Federal Funds	\$0	\$0	\$0	\$0	\$0	\$0
Fleet Fund	\$0	\$0	\$0	\$0	\$0	\$0
G.O. Bond	\$0	\$0	\$0	\$0	\$0	\$0
IT Fund	\$27,129	\$27,129	\$27,129	\$0	\$0	\$81,387
Parking Fund	\$0	\$0	\$0	\$0	\$0	\$0
Revenue Bonds	\$0	\$0	\$0	\$0	\$0	\$0
Storm Water	\$0	\$0	\$0	\$0	\$0	\$0
Waste Water	\$0	\$0	\$0	\$0	\$0	\$0
Water	\$0	\$0	\$0	\$0	\$0	\$0
	<b>\$27,129</b>	<b>\$27,129</b>	<b>\$27,129</b>	<b>\$0</b>	<b>\$0</b>	<b>\$81,387</b>



## City of Topeka Capital Improvement Project Summary

Project Title:	<b>2-Factor Authentication System Lease-044-R1</b>		Project Year(s):	<b>2024-2028</b>	
Dept/Div:	<b>Information Technology</b>		Project Location:	<b>CityWide</b>	
Type:	<b>Repair/Replace</b>	Contact Phone:	<b>368-3718</b>		
Category:	<b>Quality of Life</b>	Alternate Phone:			
Contact Name:	<b>Mark Biswell</b>				
Previous Funding:	<b>\$0</b>	Total Funding:	<b>\$60,000</b>	Future Funding:	<b>\$0</b>
Project # :	<b>801045.00</b>				

Project Description:  
**2-Factor Authentication System Upgrade. 2-Factor authentication replaces passwords used to log into City computers with a one time password greatly enhancing password security.**

### Project Schedule and Estimate

	2021	2022	2023	2024	2025	5 year totals
Design/Admin Fees	\$0	\$0	\$0	\$0	\$0	\$0
Right of Way	\$0	\$0	\$0	\$0	\$0	\$0
Construction/Service Fees	\$0	\$0	\$0	\$0	\$0	\$0
Contingency	\$0	\$0	\$0	\$0	\$0	\$0
Technology	\$0	\$0	\$0	\$30,000	\$30,000	\$60,000
Financing Costs (Temp Notes)	\$0	\$0	\$0	\$0	\$0	\$0
Cost of Issuance (Rev/GO Bonds)	\$0	\$0	\$0	\$0	\$0	\$0
Debt Reserve Fund (Rev Bond)	\$0	\$0	\$0	\$0	\$0	\$0
Capitalized Interest	\$0	\$0	\$0	\$0	\$0	\$0
	\$0	\$0	\$0	\$30,000	\$30,000	\$60,000

Estimated Life of Item (years):

**4**

Year of Estimate:

**2020**

Source of Estimate: Est.

### Estimated Operating Cost:

--

### Account by Source of Financing

	2021	2022	2023	2024	2025	5 year totals
Cash	\$0	\$0	\$0	\$0	\$0	\$0
City Sales Tax	\$0	\$0	\$0	\$0	\$0	\$0
County Sales Tax	\$0	\$0	\$0	\$0	\$0	\$0
Donations	\$0	\$0	\$0	\$0	\$0	\$0
Facilities Fund	\$0	\$0	\$0	\$0	\$0	\$0
Federal Funds	\$0	\$0	\$0	\$0	\$0	\$0
Fleet Fund	\$0	\$0	\$0	\$0	\$0	\$0
G.O. Bond	\$0	\$0	\$0	\$0	\$0	\$0
IT Fund	\$0	\$0	\$0	\$30,000	\$30,000	\$60,000
Parking Fund	\$0	\$0	\$0	\$0	\$0	\$0
Revenue Bonds	\$0	\$0	\$0	\$0	\$0	\$0
Storm Water	\$0	\$0	\$0	\$0	\$0	\$0
Waste Water	\$0	\$0	\$0	\$0	\$0	\$0
Water	\$0	\$0	\$0	\$0	\$0	\$0
	\$0	\$0	\$0	\$30,000	\$30,000	\$60,000



## City of Topeka Capital Improvement Project Summary

Project Title:	Emergency Generator Enclosure		Project Year(s):	2020	
Dept/Div:	Information Technology				
Type:	New	Project Location:	CityWide		
Category:	Facilities	Contact Phone:	368-3718		
Contact Name:	Mark Biswell	Alternate Phone:			
Previous Funding:	\$0	Total Funding:	\$60,000	Future Funding:	\$0
Project # :	801033.00				

**Project Description:**  
 The purpose of this project is to construct a secure enclosure for the IT emergency generator located at the Holliday Building - 620 SE Madison. The IT emergency generator is currently sitting in the open and is exposed to vandalism and theft of copper components. The proposed secure enclosure will protect the IT emergency generator against these risks and the elements. The IT emergency generator is used to provide emergency power to the City IT Data Center, IT closets on each floor containing network switches, and telephones located at the Holliday Building. This project will also incorporate the Emergency Coordination Center (EOC) located at the Holliday Building to provide automatic transfer of emergency power during utility power outages. The supply of emergency power to the EOC currently involves a manual process to start a smaller generator. This manual process does not compensate for utility power brownouts that can be short in duration.

### Project Schedule and Estimate

	2021	2022	2023	2024	2025	5 year totals
Design/Admin Fees	\$0	\$0	\$0	\$0	\$0	\$0
Right of Way	\$0	\$0	\$0	\$0	\$0	\$0
Construction/Service Fees	\$60,000	\$0	\$0	\$0	\$0	\$60,000
Contingency	\$0	\$0	\$0	\$0	\$0	\$0
Technology	\$0	\$0	\$0	\$0	\$0	\$0
Financing Costs (Temp Notes)	\$0	\$0	\$0	\$0	\$0	\$0
Cost of Issuance (Rev/GO Bonds)	\$0	\$0	\$0	\$0	\$0	\$0
Debt Reserve Fund (Rev Bond)	\$0	\$0	\$0	\$0	\$0	\$0
Capitalized Interest	\$0	\$0	\$0	\$0	\$0	\$0
	\$60,000	\$0	\$0	\$0	\$0	\$60,000

Estimated Life of Item (years):

30

Year of Estimate:

2018

Source of Estimate:

Schwerdt Design

### Estimated Operating Cost:

There are no anticipated ongoing operating costs to maintain the enclosure.

### Account by Source of Financing

	2021	2022	2023	2024	2025	5 year totals
Cash	\$0	\$0	\$0	\$0	\$0	\$0
City Sales Tax	\$0	\$0	\$0	\$0	\$0	\$0
County Sales Tax	\$0	\$0	\$0	\$0	\$0	\$0
Donations	\$0	\$0	\$0	\$0	\$0	\$0
Facilities Fund	\$0	\$0	\$0	\$0	\$0	\$0
Federal Funds	\$0	\$0	\$0	\$0	\$0	\$0
Fleet Fund	\$0	\$0	\$0	\$0	\$0	\$0
G.O. Bond	\$0	\$0	\$0	\$0	\$0	\$0
IT Fund	\$60,000	\$0	\$0	\$0	\$0	\$60,000
Parking Fund	\$0	\$0	\$0	\$0	\$0	\$0
Revenue Bonds	\$0	\$0	\$0	\$0	\$0	\$0
Storm Water	\$0	\$0	\$0	\$0	\$0	\$0
Waste Water	\$0	\$0	\$0	\$0	\$0	\$0
Water	\$0	\$0	\$0	\$0	\$0	\$0
	\$60,000	\$0	\$0	\$0	\$0	\$60,000



## City of Topeka Capital Improvement Project Summary

Project Title:	Business Intelligence and Analytical Data Architecture Pilot			Project Year(s):	2021
Dept/Div:	Information Technology				
Type:	New	Project Location:	IT		
Category:	Quality of Life	Contact Phone:	368-3718		
Contact Name:	Sherry Schoonover	Alternate Phone:			
Previous Funding:	\$0	Total Funding:	\$60,000	Future Funding:	\$0
Project # :	801035.00				

**Project Description:**  
 This project is a pilot of a business intelligence architecture framework for organizing data, information management and technology components that are used to build business intelligence (BI) systems for reporting and data analytics. The purpose of business intelligence is to help the organization to make better and more informed decisions. Additional benefits are: 1. Faster reporting, analysis or planning 2. More accurate reporting, analysis or planning 3. Improved data quality 4. Improved operational efficiency 5. Improved customer satisfaction.  
 Business Intelligence (BI) refers to the tools, technologies, applications, and practices used to collect, integrate, analyze, and present an organization's raw data in order to create insightful and actionable business information. BI as a discipline and as a technology-driven process is made up of several related activities, including: 1. Data mining 2. Online analytical processing 3. Querying 4. Reporting. This project defines the architecture and creates the connection to several hundred applications and data sets including information (data) for each department/division for internal and external consumption.

### Project Schedule and Estimate

	2021	2022	2023	2024	2025	5 year totals
Design/Admin Fees	\$0	\$0	\$0	\$0	\$0	\$0
Right of Way	\$0	\$0	\$0	\$0	\$0	\$0
Construction/Service Fees	\$0	\$0	\$0	\$0	\$0	\$0
Contingency	\$0	\$0	\$0	\$0	\$0	\$0
Technology	\$60,000	\$0	\$0	\$0	\$0	\$60,000
Financing Costs (Temp Notes)	\$0	\$0	\$0	\$0	\$0	\$0
Cost of Issuance (Rev/GO Bonds)	\$0	\$0	\$0	\$0	\$0	\$0
Debt Reserve Fund (Rev Bond)	\$0	\$0	\$0	\$0	\$0	\$0
Capitalized Interest	\$0	\$0	\$0	\$0	\$0	\$0
	\$60,000	\$0	\$0	\$0	\$0	\$60,000

Estimated Life of Item (years):  
 1  
 Year of Estimate:  
 2020  
 Source of Estimate:

<b>Estimated Operating Cost:</b>

### Account by Source of Financing

	2021	2022	2023	2024	2025	5 year totals
Cash	\$0	\$0	\$0	\$0	\$0	\$0
City Sales Tax	\$0	\$0	\$0	\$0	\$0	\$0
County Sales Tax	\$0	\$0	\$0	\$0	\$0	\$0
Donations	\$0	\$0	\$0	\$0	\$0	\$0
Facilities Fund	\$0	\$0	\$0	\$0	\$0	\$0
Federal Funds	\$0	\$0	\$0	\$0	\$0	\$0
Fleet Fund	\$0	\$0	\$0	\$0	\$0	\$0
G.O. Bond	\$0	\$0	\$0	\$0	\$0	\$0
IT Fund	\$60,000	\$0	\$0	\$0	\$0	\$60,000
Parking Fund	\$0	\$0	\$0	\$0	\$0	\$0
Revenue Bonds	\$0	\$0	\$0	\$0	\$0	\$0
Storm Water	\$0	\$0	\$0	\$0	\$0	\$0
Waste Water	\$0	\$0	\$0	\$0	\$0	\$0
Water	\$0	\$0	\$0	\$0	\$0	\$0
	\$60,000	\$0	\$0	\$0	\$0	\$60,000



## City of Topeka Capital Improvement Project Summary

Project Title:	<b>Cloud Services</b>	Project Year(s):	<b>2021-2025</b>
Dept/Div:	<b>Information Technology</b>		
Type:	<b>Repair/Replace</b>	Project Location:	<b>IT</b>
Category:	<b>Facilities</b>	Contact Phone:	<b>368-2578</b>
Contact Name:	<b>Sherry Schoonover</b>	Alternate Phone:	
Previous Funding:	<b>\$300,000</b>	Total Funding:	<b>\$900,000</b>
		Future Funding:	<b>\$0</b>
Project # :	<b>IS-2018-001</b>		

**Project Description:**  
**Cloud applications are services provided by cloud based vendors and consist of a secure email gateway, secure web gateway, and data back-up cloud storage. Gateways are a path in which information flows from the Internet into the City network. Gateways filter malware and SPAM from data streams prior to the data entering the City data network which greatly reduces the risk of cyberattacks. Cloud based data backup replicated storage provides geographical separation of data backup sets into data centers located outside of Kansas to provide business continuity in the event of a localized disaster impacting the City data center.**

### Project Schedule and Estimate

	2021	2022	2023	2024	2025	5 year totals
Design/Admin Fees	\$0	\$0	\$0	\$0	\$0	\$0
Right of Way	\$0	\$0	\$0	\$0	\$0	\$0
Construction/Service Fees	\$0	\$0	\$0	\$0	\$0	\$0
Contingency	\$0	\$0	\$0	\$0	\$0	\$0
Technology	\$150,000	\$150,000	\$150,000	\$150,000	\$0	\$600,000
Financing Costs (Temp Notes)	\$0	\$0	\$0	\$0	\$0	\$0
Cost of Issuance (Rev/GO Bonds)	\$0	\$0	\$0	\$0	\$0	\$0
Debt Reserve Fund (Rev Bond)	\$0	\$0	\$0	\$0	\$0	\$0
Capitalized Interest	\$0	\$0	\$0	\$0	\$0	\$0
	\$150,000	\$150,000	\$150,000	\$150,000	\$0	\$600,000

Estimated Life of Item (years):

5

Year of Estimate:

2018

Source of Estimate:

IT Staff

### Estimated Operating Cost:

--	--

### Account by Source of Financing

	2021	2022	2023	2024	2025	5 year totals
Cash	\$0	\$0	\$0	\$0	\$0	\$0
City Sales Tax	\$0	\$0	\$0	\$0	\$0	\$0
County Sales Tax	\$0	\$0	\$0	\$0	\$0	\$0
Donations	\$0	\$0	\$0	\$0	\$0	\$0
Facilities Fund	\$0	\$0	\$0	\$0	\$0	\$0
Federal Funds	\$0	\$0	\$0	\$0	\$0	\$0
Fleet Fund	\$0	\$0	\$0	\$0	\$0	\$0
G.O. Bond	\$0	\$0	\$0	\$0	\$0	\$0
IT Fund	\$150,000	\$150,000	\$150,000	\$150,000	\$0	\$600,000
Parking Fund	\$0	\$0	\$0	\$0	\$0	\$0
Revenue Bonds	\$0	\$0	\$0	\$0	\$0	\$0
Storm Water	\$0	\$0	\$0	\$0	\$0	\$0
Waste Water	\$0	\$0	\$0	\$0	\$0	\$0
Water	\$0	\$0	\$0	\$0	\$0	\$0
	\$150,000	\$150,000	\$150,000	\$150,000	\$0	\$600,000



# Parking Fund Projects



## City of Topeka Capital Improvement Project Summary

Project Title:	<b>Parking Facilities Capital Repairs 2021</b>	Project Year(s):	<b>2021 to 2025</b>
Dept/Div:	<b>PUBLIC WORKS</b>	Project Location:	<b>Citywide</b>
Type:	<b>Repair/Replace</b>	Contact Phone:	<b>368-3143</b>
Category:	<b>Facilities</b>	Alternate Phone:	
Contact Name:	<b>Brenda Hayes</b>		
Previous Funding:	<b>\$0</b>	Total Funding:	<b>\$2,000,000</b>
		Future Funding:	<b>\$2,000,000</b>
Project # :	<b>131076.00</b>		

Project Description:  
**This project will help fund the implementation of the comprehensive parking plan recommendations.**

### Project Schedule and Estimate

	2021	2022	2023	2024	2025	5 year totals
Design/Admin Fees	\$0	\$0	\$0	\$0	\$0	\$0
Right of Way	\$0	\$0	\$0	\$0	\$0	\$0
Construction/Service Fees	\$0	\$0	\$0	\$0	\$0	\$0
Contingency	\$0	\$0	\$0	\$0	\$0	\$0
Technology	\$400,000	\$400,000	\$400,000	\$400,000	\$400,000	\$2,000,000
Financing Costs (Temp Notes)	\$0	\$0	\$0	\$0	\$0	\$0
Cost of Issuance (Rev/GO Bonds)	\$0	\$0	\$0	\$0	\$0	\$0
Debt Reserve Fund (Rev Bond)	\$0	\$0	\$0	\$0	\$0	\$0
Capitalized Interest	\$0	\$0	\$0	\$0	\$0	\$0
	\$400,000	\$400,000	\$400,000	\$400,000	\$400,000	\$2,000,000

Estimated Life of Item (years):

**15 Years**

Year of Estimate:

**2018**

Source of Estimate:

**Staff**

### Estimated Operating Cost:

The projects will not impact operating costs.

### Account by Source of Financing

	2021	2022	2023	2024	2025	5 year totals
Cash	\$0	\$0	\$0	\$0	\$0	\$0
City Sales Tax	\$0	\$0	\$0	\$0	\$0	\$0
County Sales Tax	\$0	\$0	\$0	\$0	\$0	\$0
Donations	\$0	\$0	\$0	\$0	\$0	\$0
Facilities Fund	\$0	\$0	\$0	\$0	\$0	\$0
Federal Funds	\$0	\$0	\$0	\$0	\$0	\$0
Fleet Fund	\$0	\$0	\$0	\$0	\$0	\$0
G.O. Bond	\$0	\$0	\$0	\$0	\$0	\$0
IT Fund	\$0	\$0	\$0	\$0	\$0	\$0
Parking Fund	\$400,000	\$400,000	\$400,000	\$400,000	\$400,000	\$2,000,000
Revenue Bonds	\$0	\$0	\$0	\$0	\$0	\$0
Storm Water	\$0	\$0	\$0	\$0	\$0	\$0
Waste Water	\$0	\$0	\$0	\$0	\$0	\$0
Water	\$0	\$0	\$0	\$0	\$0	\$0
	\$400,000	\$400,000	\$400,000	\$400,000	\$400,000	\$2,000,000