



CITY OF
TOPEKA



City of Topeka Budget

Public Listening Sessions

Overview

2

- 1 | Staff Introduction
- 2 | Purpose
- 3 | Budget Timeline
- 4 | Summary
- 5 | Revenue Sources and Breakdown
- 6 | Expense Types and Department Distribution



Introductory Questions

1. What do you think of when you hear the word budget?
2. What is something that you wish you had a better understanding of in regards to the City of Topeka's finances?
3. What city services do you think we should increase?
4. Are there any city services you think we should decrease?



Purpose

The annual budget is a financial plan for the City of Topeka that serves two primary purposes:

- Planning
 - Projecting revenues and expenses helps the City create a balanced budget
 - Allows us to manage operations and service delivery
- Service Priorities
 - The budget outlines what services and programs the City will fund



Budget Timeline

5

May/June

- Departments and the Budget Office develop the proposed budget

June/July

- Revenue Neutral Rate discussions and property tax revenue estimate
- Budget presented to Governing Body
- Public outreach

August/September

- Budget is presented to Governing Body and adopted for the upcoming fiscal year



Summary & Tax Breakdown for \$150,000 Property

\$115.0M

General Fund Budget

\$369.5M

Citywide Budget

| Taxing Entity | Tax Mill Levy | Amount |
|--------------------------------|-----------------------|--------------------------|
| Washburn University | 3.450 | \$59.51 |
| USD 501 Topeka* | 44.540 | \$768.32 |
| SNCO Library | 8.192 | \$141.31 |
| State of Kansas | 1.500 | \$25.88 |
| Shawnee County | 48.653 | \$839.26 |
| Metro Transit Authority | 4.200 | \$72.45 |
| Metro Topeka Airport Authority | 2.157 | \$37.21 |
| City of Topeka | 36.952 | \$637.42 |
| <u>Totals</u> | <u>149.644</u> | <u>\$2,581.36</u> |

If the City of Topeka adjusts its tax mill levy, every 1 mill corresponds to \$17.25 for a property appraised at \$150,000



How are my property taxes calculated?

7

1. Multiply the appraised value by the appropriate "assessment percentage" of property which is **appraised value * .115 = assessed value**

1. $\$150,000 * .115 = \mathbf{\$17,250}$

2. Assessed Value * Mill Levy / 1,000 = Tax Bill

1. $((\$17,250) * (36.952)) / 1,000 = \mathbf{\$637.42}$



Major Revenue Sources

Fees for Service: Customer charges for services such as water, stormwater, wastewater, and parking

Franchise Fees: Received from local utilities for the use of rights-of-ways

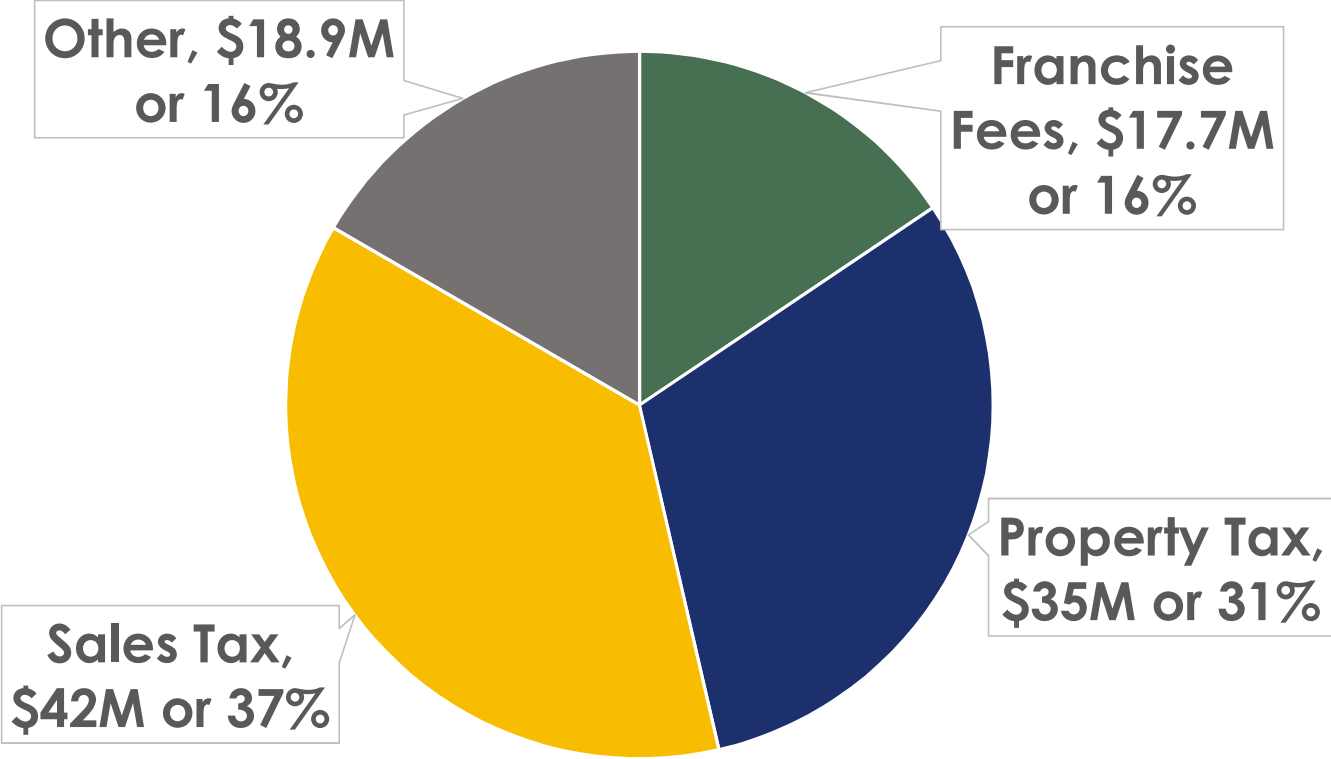
Licenses & Permits: Revenue for various permitting and licensing services in the City Clerk and Development Services divisions

Property Taxes: Derived from taxes levied on real and personal property

Sales Taxes: The City of Topeka receives three sales taxes: two for direct operations and one for countywide purposes

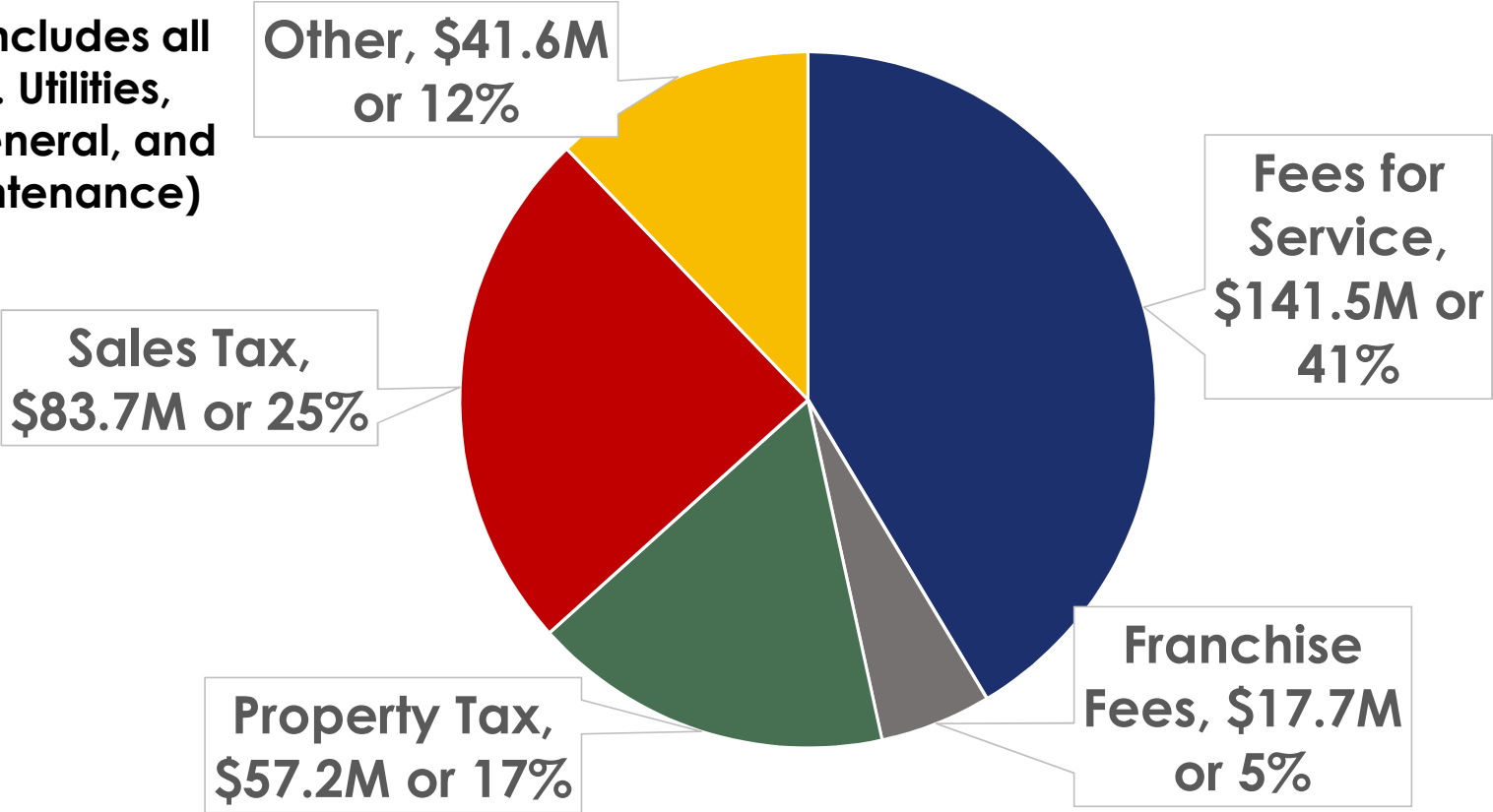


General Fund Revenue Breakdown (2024 Budget)



Citywide Revenue Breakdown (2024 Budget)

Note: This includes all funds (i.e. Utilities, Parking, General, and Street Maintenance)



Expense Types

Personnel: Expenditures related to employee compensation and benefit costs

Contractual: Expenditures related to the operation of the City. Examples include insurance, utilities, and printing services

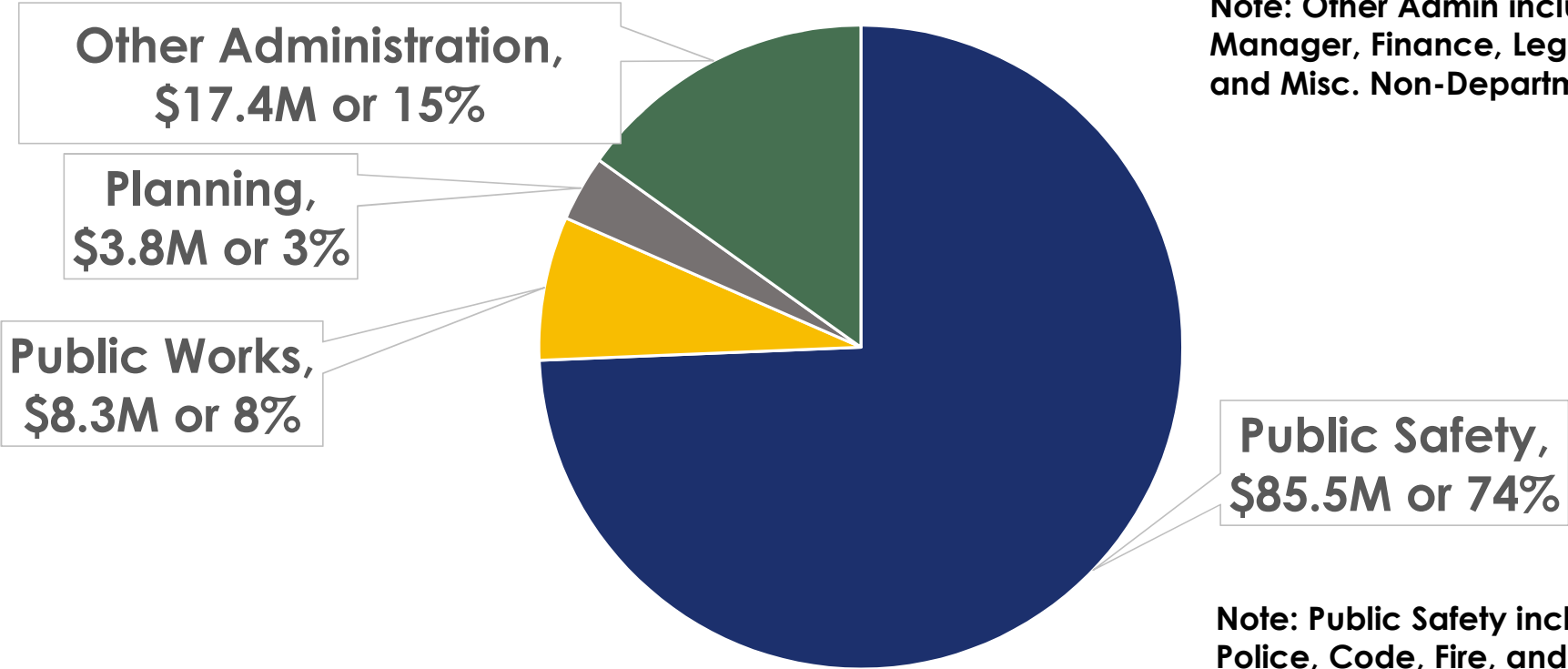
Commodities: Expenditures related to materials used to carry out city services. Examples include office supplies, rock salt, and fuel

Debt: Expenditures related to the payment of principal and interest of debt obligations

Other Payments: Expenditures in this category include transfers between funds and debt payments for the Enterprise Funds



General Fund Expense Breakdown (2024 Budget)

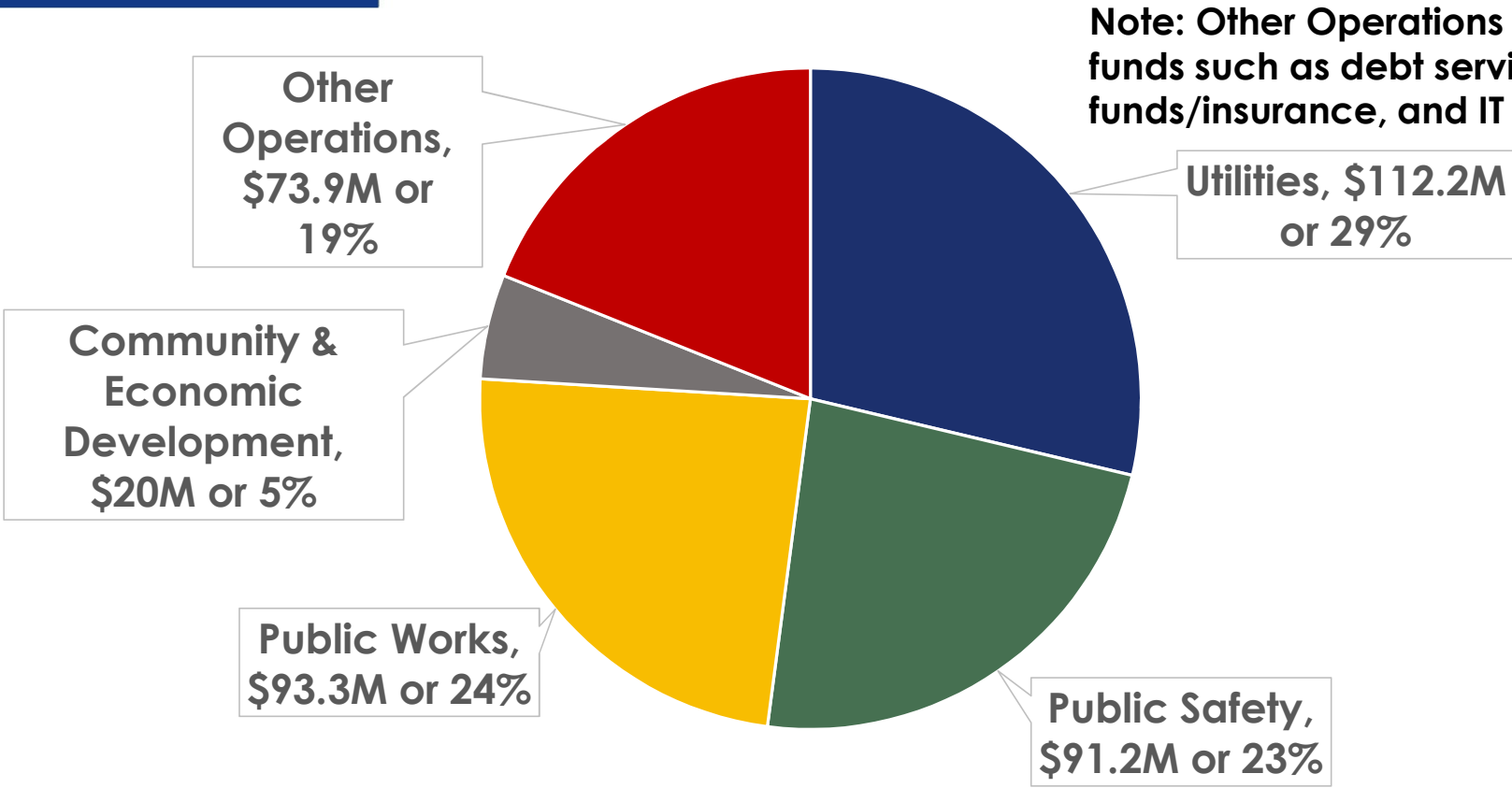


Note: Other Admin includes City Manager, Finance, Legal, HR, and Misc. Non-Departmental

Note: Public Safety includes Police, Code, Fire, and Municipal Court



Citywide Expense Breakdown (2024 Budget)





CITY OF
TOPEKA



Questions?

budget@topeka.org