


City of Topeka Development Services Statistical Report YTD

Updated 1/4/2021

January 2020

		PERMITS	VALUATION	SQUARE FOOTAGE	RES. UNITS	STRUCTURES
101	Single Family	7	\$4,388,852	27,225	7	7
103	Two Family Buildings	2	\$360,000	6,232	4	2
320	Industrial	1	\$2,828,802	7,079	0	1
327	Stores and Customer Service	1	\$450,000	4,050	0	1
328	Other Non Residential Buildings(Sheds)	1	\$10,000	800	0	1
434	Residential Additions/Alterations	22	\$742,108	11,605	0	0
437	Commercial Additions/Alterations	12	\$1,867,700	48,315	0	0
438	Additions or Residential Garages/Carports	3	\$4,050	1,476	0	3
645	Demo-Single Family Homes	4				4
649	Demo All Other Buildings and Structures	2	\$1	1,282	0	2
Monthly Total: 55			\$10,651,513	108,064	11	21




**City of Topeka
Development Services
Statistical Report
YTD**

Updated 1/4/2021

February 2020

		PERMITS	VALUATION	SQUARE FOOTAGE	RES. UNITS	STRUCTURES
101	Single Family	2	\$415,000	3,752	2	2
329	Pools and Retaining Walls	1	\$84,000	300	0	0
434	Residential Additions/Alterations	9	\$156,779	4,139	0	1
437	Commercial Additions/Alterations	13	\$5,109,228	122,757	0	0
645	Demo-Single Family Homes	6				6
	<u>Monthly Total: 31</u>		\$5,765,007	130,948	2	9




**City of Topeka
Development Services
Statistical Report
YTD**

Updated 1/4/2021

March 2020

		PERMITS	VALUATION	SQUARE FOOTAGE	RES. UNITS	STRUCTURES
101	Single Family	4	\$590,000	8,916	4	4
103	Two Family Buildings	2	\$519,602	6,904	4	2
214	Other Non Housekeeping Shelters	1	\$85,000	3,058	0	1
327	Stores and Customer Service	1	\$740,000	4,170	0	1
328	Other Non Residential Buildings(Sheds)	1	\$6,900	192	0	1
434	Residential Additions/Alterations	9	\$226,852	7,681	0	0
437	Commercial Additions/Alterations	5	\$1,463,340	66,002	0	0
438	Additions or Residential Garages/Carports	1	\$2,500	360	0	1
645	Demo-Single Family Homes	2				2
649	Demo All Other Buildings and Structures	2				2
Monthly Total: 28			\$3,634,194	97,283	8	14




**City of Topeka
Development Services
Statistical Report
YTD**

Updated 1/4/2021

April 2020

		PERMITS	VALUATION	SQUARE FOOTAGE	RES. UNITS	STRUCTURES
101	Single Family	11	\$1,757,997	20,821	11	11
103	Two Family Buildings	2	\$482,056	5,328	4	2
105	Five or More Family Buildings	1	\$10,358,987	140,000	134	1
325	Public Works and Utilities	1	\$959,000	960	0	1
327	Stores and Customer Service	1	\$2,250,000	21,021	0	1
434	Residential Additions/Alterations	13	\$185,060	6,707	0	2
437	Commercial Additions/Alterations	7	\$1,634,327	31,198	0	0
438	Additions or Residential Garages/Carports	1	\$20,000	1,064	0	1
645	Demo-Single Family Homes	8				9
		Monthly Total: 45	\$17,647,427	227,099	149	28




**City of Topeka
Development Services
Statistical Report
YTD**

Updated 1/4/2021

May 2020

		PERMITS	VALUATION	SQUARE FOOTAGE	RES. UNITS	STRUCTURES
101	Single Family	5	\$923,875	9,688	5	5
103	Two Family Buildings	2	\$360,000	6,016	4	2
327	Stores and Customer Service	1	\$1	52,000	0	1
434	Residential Additions/Alterations	20	\$473,800	10,331	0	3
437	Commercial Additions/Alterations	15	\$2,453,931	32,897	2	0
438	Additions or Residential Garages/Carports	1	\$15,000	840	0	1
645	Demo-Single Family Homes	4				5
649	Demo All Other Buildings and Structures	1				1
Monthly Total: 49			\$4,226,607	111,772	11	18




**City of Topeka
Development Services
Statistical Report
YTD**

Updated 1/4/2021

June 2020

		PERMITS	VALUATION	SQUARE FOOTAGE	RES. UNITS	STRUCTURES
101	Single Family	18	\$3,275,503	32,415	18	18
320	Industrial	2	\$1,800,000	24,450	0	2
324	Offices Banks and Professional	1	\$1,900,000	12,906	0	1
328	Other Non Residential Buildings(Sheds)	1	\$30,000	200	0	1
434	Residential Additions/Alterations	24	\$505,660	10,545	0	2
437	Commercial Additions/Alterations	10	\$3,909,983	46,517	0	0
438	Additions or Residential Garages/Carports	2	\$7,500	59	0	0
645	Demo-Single Family Homes	4				4
649	Demo All Other Buildings and Structures	2	\$1	2,650	0	2
		<u>Monthly Total: 64</u>	\$11,428,647	129,742	18	30




**City of Topeka
Development Services
Statistical Report
YTD**

Updated 1/4/2021

July 2020

		PERMITS	VALUATION	SQUARE FOOTAGE	RES. UNITS	STRUCTURES
101	Single Family	5	\$1,398,500	15,604	5	5
320	Industrial	1	\$94,000,000	1,823,900	0	1
327	Stores and Customer Service	1	\$700,000	2,178	0	1
434	Residential Additions/Alterations	12	\$453,914	10,318	0	1
437	Commercial Additions/Alterations	10	\$5,161,106	103,382	0	0
438	Additions or Residential Garages/Carports	3	\$40,319	1,568	0	3
645	Demo-Single Family Homes	5				6
649	Demo All Other Buildings and Structures	1	\$1	1,352	0	1
		<u>Monthly Total: 38</u>	\$101,753,840	1,958,302	5	18




City of Topeka Development Services Statistical Report YTD

Updated 1/4/2021

August 2020

		PERMITS	VALUATION	SQUARE FOOTAGE	RES. UNITS	STRUCTURES
101	Single Family	6	\$821,975	11,126	6	6
327	Stores and Customer Service	1	\$43,810	720	0	1
434	Residential Additions/Alterations	17	\$659,004	12,573	0	2
437	Commercial Additions/Alterations	11	\$3,090,752	75,446	0	0
438	Additions or Residential Garages/Carports	5	\$64,516	3,416	0	5
649	Demo All Other Buildings and Structures	3	\$1	8,500		2
Monthly Total: 43			\$4,680,058	111,781	6	16




**City of Topeka
Development Services
Statistical Report
YTD**

Updated 1/4/2021

September 2020

		PERMITS	VALUATION	SQUARE FOOTAGE	RES. UNITS	STRUCTURES
101	Single Family	13	\$3,490,724	32,966	13	13
325	Public Works and Utilities	1	\$3,410,800	4,000	0	1
326	Schools and Other Educational	1	\$1,786,000	4,948	0	0
328	Other Non Residential Buildings(Sheds)	1	\$139,000	9,800	0	1
434	Residential Additions/Alterations	24	\$369,530	11,087	0	2
437	Commercial Additions/Alterations	16	\$2,932,085	60,567	0	0
438	Additions or Residential Garages/Carports	7	\$67,108	3,634	1	5
645	Demo-Single Family Homes	2				2
649	Demo All Other Buildings and Structures	2				2
		<u>Monthly Total: 67</u>	\$12,195,247	127,002	14	26




City of Topeka Development Services Statistical Report YTD

Updated 1/4/2021

October 2020

		PERMITS	VALUATION	SQUARE FOOTAGE	RES. UNITS	STRUCTURES
101	Single Family	13	\$3,235,700	31,787	13	13
103	Two Family Buildings	1	\$250,000	2,816	2	1
319	Churches and Other Religious Building	1	\$300,000	3,000	0	1
328	Other Non Residential Buildings(Sheds)	2	\$916,000	52,260	0	6
434	Residential Additions/Alterations	24	\$499,890	15,474	0	4
437	Commercial Additions/Alterations	13	\$6,501,870	69,074	0	0
438	Additions or Residential Garages/Carports	6	\$117,262	3,295	0	6
645	Demo-Single Family Homes	5				9
646	Demo-Two Family Homes	1				1
649	Demo All Other Buildings and Structures	3	\$1	4,491	0	3
Monthly Total: 69			\$11,820,723	182,197	15	44




City of Topeka Development Services Statistical Report YTD

Updated 1/4/2021

November 2020

		PERMITS	VALUATION	SQUARE FOOTAGE	RES. UNITS	STRUCTURES
101	Single Family	9	\$2,971,675	25,023	9	9
105	Five or More Family Buildings	2	\$1,235,000	10,370	18	2
327	Stores and Customer Service	1	\$800,000	932	0	1
434	Residential Additions/Alterations	5	\$78,125	2,669	0	0
437	Commercial Additions/Alterations	16	\$4,040,281	188,699	23	0
438	Additions or Residential Garages/Carports	2	\$11,800	740	0	2
645	Demo-Single Family Homes	4				4
649	Demo All Other Buildings and Structures	1				1
Monthly Total: 40			\$9,136,881	228,433	50	19




City of Topeka Development Services Statistical Report YTD

Updated 1/4/2021

December 2020

		PERMITS	VALUATION	SQUARE FOOTAGE	RES. UNITS	STRUCTURES
101	Single Family	4	\$1,495,000	9,649	4	4
328	Other Non Residential Buildings(Sheds)	2	\$171,949	7,584	0	2
434	Residential Additions/Alterations	19	\$470,572	13,489	0	2
437	Commercial Additions/Alterations	19	\$7,916,805	92,115	0	0
438	Additions or Residential Garages/Carports	2	\$35,200	1,314	0	2
645	Demo-Single Family Homes	1				1
649	Demo All Other Buildings and Structures	1	\$1	3,078	0	1
Monthly Total: 48			\$10,089,527	127,229	4	12



December 2020

City of Topeka Development Services Statistical Report YTD

Updated 1/4/2021

PERMITS

VALUATION

SQUARE FOOTAGE

RES. UNITS

STRUCTURES

Grand Total: 577

\$203,029,671

3,539,853

293

255
