



**City of Topeka**  
**Development Services**  
**Issued Permits**  
**YTD**  
 Updated 1/2/2020

		PERMITS	VALUATION	SQUARE FOOTAGE	RES. UNITS	STRUCTURES
<b>January 2019</b>						
103	Two Family Buildings	5	\$887,400	11,872	10	5
104	Three and Four Family Buildings	3	\$842,400	12,648	9	3
318	Amusement	1	\$6,000,000	34,451	0	1
327	Stores and Customer Service	2	\$110,500	13,992	0	2
328	Other Non Residential Buildings(Sheds)	1	\$20,000	20	0	1
434	Residential Additions/Alterations	9	\$281,541	5,834	0	0
437	Commercial Additions/Alterations	18	\$15,982,625	196,588	11	1
438	Additions or Residential Garages/Carports	1	\$9,000	275	0	0
645	Demo-Single Family Homes	3				3
646	Demo-Two Family Homes	1				1
648	Demo-Five or More Family Homes	1	\$1	4,131	7	1




**City of Topeka**  
**Development Services**  
**Issued Permits**  
**YTD**  
 Updated 1/2/2020

	PERMITS	VALUATION	SQUARE FOOTAGE	RES. UNITS	STRUCTURES
649 Demo All Other Buildings and Structures	2	\$2	17,548	0	2
<u>Monthly Total:</u>	47	\$24,133,469	297,359	37	20




**City of Topeka**  
**Development Services**  
**Issued Permits**  
**YTD**  
 Updated 1/2/2020

		PERMITS	VALUATION	SQUARE FOOTAGE	RES. UNITS	STRUCTURES
<b>February 2019</b>						
101	Single Family	2	\$435,000	4,602	2	2
327	Stores and Customer Service	1	\$1,955,051	56,628	0	1
328	Other Non Residential Buildings(Sheds)	2	\$93,665	16,670	0	2
434	Residential Additions/Alterations	5	\$135,889	8,371	0	0
437	Commercial Additions/Alterations	17	\$7,274,568	125,803	0	0
645	Demo-Single Family Homes	3				3
649	Demo All Other Buildings and Structures	2	\$2	14,188	0	2
	<u>Monthly Total:</u>	32	\$9,894,174	226,262	2	10




**City of Topeka**  
**Development Services**  
**Issued Permits**  
**YTD**  
 Updated 1/2/2020

		PERMITS	VALUATION	SQUARE FOOTAGE	RES. UNITS	STRUCTURES
<b>March 2019</b>						
101	Single Family	2	\$375,000	3,480	2	2
103	Two Family Buildings	2	\$360,000	6,232	4	2
322	Service Stations and Repair Garages	1	\$5,000,000	12,980	0	1
327	Stores and Customer Service	2	\$2,382,244	56,578	0	2
328	Other Non Residential Buildings(Sheds)	1	\$53,465	6,912	0	1
434	Residential Additions/Alterations	11	\$605,397	5,902	0	1
437	Commercial Additions/Alterations	12	\$2,925,708	54,044	0	0
438	Additions or Residential Garages/Carports	4	\$15,000	2,280	1	3
645	Demo-Single Family Homes	4				4
649	Demo All Other Buildings and Structures	3	\$2	7,100	0	3
	<b>Monthly Total:</b>	<b>42</b>	<b>\$11,716,816</b>	<b>155,508</b>	<b>7</b>	<b>19</b>




**City of Topeka**  
**Development Services**  
**Issued Permits**  
**YTD**  
 Updated 1/2/2020

		PERMITS	VALUATION	SQUARE FOOTAGE	RES. UNITS	STRUCTURES
<b>April 2019</b>						
101	Single Family	15	\$3,610,500	34,532	15	15
103	Two Family Buildings	3	\$540,000	9,024	6	3
325	Public Works and Utilities	1	\$2,151,000	586	0	1
328	Other Non Residential Buildings(Sheds)	1	\$1	1	0	1
434	Residential Additions/Alterations	17	\$308,493	5,849	0	2
437	Commercial Additions/Alterations	13	\$6,824,484	115,727	0	0
438	Additions or Residential Garages/Carports	2	\$2,595	558	0	1
645	Demo-Single Family Homes	7				8
649	Demo All Other Buildings and Structures	3	\$2	4,348	0	3
	<u>Monthly Total:</u>	62	\$13,437,075	170,625	21	34




**City of Topeka**  
**Development Services**  
**Issued Permits**  
**YTD**  
 Updated 1/2/2020

		PERMITS	VALUATION	SQUARE FOOTAGE	RES. UNITS	STRUCTURES
<b>May 2019</b>						
101	Single Family	2	\$320,000	3,512	2	2
318	Amusement	1	\$4,859,778	43,310	0	2
320	Industrial	1	\$600,000	180,000	0	5
328	Other Non Residential Buildings(Sheds)	1	\$150,000	1,656	0	1
434	Residential Additions/Alterations	9	\$86,000	11,700	0	0
437	Commercial Additions/Alterations	25	\$5,131,385	67,371	0	1
438	Additions or Residential Garages/Carports	2	\$19,000	795	0	0
645	Demo-Single Family Homes	4				5
649	Demo All Other Buildings and Structures	2	\$1	4,500	0	2
	<b><u>Monthly Total:</u></b>	<b>47</b>	<b>\$11,166,164</b>	<b>312,844</b>	<b>2</b>	<b>18</b>



**City of Topeka**  
**Development Services**  
**Issued Permits**  
**YTD**  
 Updated 1/2/2020


		PERMITS	VALUATION	SQUARE FOOTAGE	RES. UNITS	STRUCTURES
<b>June 2019</b>						
101	Single Family	7	\$1,538,000	16,246	7	7
103	Two Family Buildings	3	\$540,000	7,998	6	3
318	Amusement	1	\$5,125,000	91,000	0	1
325	Public Works and Utilities	1	\$100,000	3,600	0	1
328	Other Non Residential Buildings(Sheds)	1	\$200,000	1	0	1
434	Residential Additions/Alterations	15	\$271,275	6,245	0	1
437	Commercial Additions/Alterations	16	\$19,601,726	287,852	0	0
438	Additions or Residential Garages/Carports	5	\$62,300	4,022	0	4
645	Demo-Single Family Homes	5				5
649	Demo All Other Buildings and Structures	4	\$33,385	4,213	0	4
	<u>Monthly Total:</u>	58	\$27,471,686	421,177	13	27



**City of Topeka**  
**Development Services**  
**Issued Permits**  
**YTD**  
 Updated 1/2/2020


		PERMITS	VALUATION	SQUARE FOOTAGE	RES. UNITS	STRUCTURES
<b>July 2019</b>						
101	Single Family	4	\$730,000	8,401	4	4
103	Two Family Buildings	2	\$360,000	6,016	4	2
320	Industrial	1	\$239,600	1	0	0
323	Hospital and Institutional	1	\$6,500,000	17,940	0	1
324	Offices Banks and Professional	1	\$165,630	11,250	0	1
326	Schools and Other Educational	1	\$16,227,650	143,169	0	1
328	Other Non Residential Buildings(Sheds)	1	\$18,000	135	0	1
434	Residential Additions/Alterations	19	\$413,385	9,644	0	0
437	Commercial Additions/Alterations	8	\$14,303,807	370,512	0	0
438	Additions or Residential Garages/Carports	3	\$27,569	1,584	0	3
645	Demo-Single Family Homes	1				1






**City of Topeka**  
**Development Services**  
**Issued Permits**  
**YTD**  
 Updated 1/2/2020

	PERMITS	VALUATION	SQUARE FOOTAGE	RES. UNITS	STRUCTURES
646 Demo-Two Family Homes	1				1
649 Demo All Other Buildings and Structures	4	\$1	1,350	0	4
<u>Monthly Total:</u>	47	\$38,985,642	570,002	8	19




**City of Topeka**  
**Development Services**  
**Issued Permits**  
**YTD**  
 Updated 1/2/2020

		PERMITS	VALUATION	SQUARE FOOTAGE	RES. UNITS	STRUCTURES
<b>August 2019</b>						
101	Single Family	5	\$940,000	10,101	5	5
324	Offices Banks and Professional	1	\$1,000,000	5,400	0	1
325	Public Works and Utilities	1	\$311,622	1,150	0	0
327	Stores and Customer Service	1	\$2,359,640	90,579	0	1
434	Residential Additions/Alterations	15	\$394,400	24,793	0	1
437	Commercial Additions/Alterations	15	\$2,172,100	89,102	0	0
438	Additions or Residential Garages/Carports	3	\$56,300	1,848	0	3
645	Demo-Single Family Homes	6				6
646	Demo-Two Family Homes	1				1
649	Demo All Other Buildings and Structures	5	\$4	46,198	0	5
	<u>Monthly Total:</u>	53	\$7,234,067	269,171	5	23




**City of Topeka**  
**Development Services**  
**Issued Permits**  
**YTD**  
 Updated 1/2/2020

		PERMITS	VALUATION	SQUARE FOOTAGE	RES. UNITS	STRUCTURES
<b>September 2019</b>						
101	Single Family	3	\$961,700	9,701	3	3
213	Hotels	1	\$9,050,448	56,762	85	1
320	Industrial	1	\$960,400	12,026	0	1
324	Offices Banks and Professional	1	\$1,953,911	7,157	0	1
325	Public Works and Utilities	2	\$200,000	7,200	0	2
327	Stores and Customer Service	1	\$322,000	48,292	0	1
434	Residential Additions/Alterations	20	\$460,684	5,208	0	0
437	Commercial Additions/Alterations	8	\$4,019,192	27,861	0	0
438	Additions or Residential Garages/Carports	3	\$3,700	1,349	0	2
645	Demo-Single Family Homes	6				7
	<b>Monthly Total:</b>	<b>46</b>	<b>\$17,932,035</b>	<b>175,556</b>	<b>88</b>	<b>18</b>




**City of Topeka**  
**Development Services**  
**Issued Permits**  
**YTD**  
 Updated 1/2/2020

		PERMITS	VALUATION	SQUARE FOOTAGE	RES. UNITS	STRUCTURES
<b>October 2019</b>						
101	Single Family	6	\$1,469,500	16,894	6	6
103	Two Family Buildings	3	\$540,000	9,024	6	3
320	Industrial	1	\$420,000	1,845	0	1
324	Offices Banks and Professional	2	\$7,615,607	809,014	0	2
434	Residential Additions/Alterations	12	\$211,664	5,600	0	1
437	Commercial Additions/Alterations	18	\$9,196,000	134,993	0	0
438	Additions or Residential Garages/Carports	1	\$1,435	180	0	1
645	Demo-Single Family Homes	5				6
649	Demo All Other Buildings and Structures	3	\$1	2,327	0	3
	<u>Monthly Total:</u>	51	\$19,454,207	979,877	12	23




**City of Topeka**  
**Development Services**  
**Issued Permits**  
**YTD**  
 Updated 1/2/2020

		PERMITS	VALUATION	SQUARE FOOTAGE	RES. UNITS	STRUCTURES
<b>November 2019</b>						
101	Single Family	1	\$450,000	3,219	1	1
103	Two Family Buildings	3	\$513,000	7,320	6	3
324	Offices Banks and Professional	1	\$32,000	210	0	1
328	Other Non Residential Buildings(Sheds)	3	\$64,415	1,132	0	3
434	Residential Additions/Alterations	8	\$226,531	4,751	0	1
437	Commercial Additions/Alterations	15	\$17,625,800	249,184	0	0
438	Additions or Residential Garages/Carports	4	\$43,152	2,440	0	4
	<u>Monthly Total:</u>	35	\$18,954,898	268,256	7	13



**City of Topeka**  
**Development Services**  
**Issued Permits**  
**YTD**  
 Updated 1/2/2020

		PERMITS	VALUATION	SQUARE FOOTAGE	RES. UNITS	STRUCTURES
<b>December 2019</b>						
101	Single Family	5	\$1,218,206	13,096	5	5
322	Service Stations and Repair Garages	1	\$4,541,000	30,200	0	1
327	Stores and Customer Service	1	\$1,088,500	11,500	0	1
434	Residential Additions/Alterations	8	\$135,164	4,171	0	1
437	Commercial Additions/Alterations	14	\$7,061,465	238,089	0	0
438	Additions or Residential Garages/Carports	1	\$1,750	324	0	1
645	Demo-Single Family Homes	29				29
646	Demo-Two Family Homes	1				1
649	Demo All Other Buildings and Structures	3	\$2	12,166	0	3
	<u>Monthly Total:</u>	63	\$14,046,087	309,546	5	42



**City of Topeka**  
**Development Services**  
**Issued Permits**  
**YTD**  
Updated 1/2/2020

PERMITS

VALUATION

SQUARE FOOTAGE

RES. UNITS

STRUCTURES

**Grand Total:**

**583**

**\$214,426,319**

**4,156,183**

**207**

**266**