

# City Council Committee Meeting Notice

---

CITY COUNCIL  
City Hall, 215 SE 7th Street, Suite 255  
Topeka, KS 66603-3914  
Tel: (785) 368-3710  
Fax: (785) 368-3958  
[www.topeka.org](http://www.topeka.org)

**Committee:** Transient Guest Tax (TGT)

**Meeting Date:** May 23, 2024

**Time:** 3:00pm

**Location:** Law Enforcement Center, Classroom A; 320 S. Kansas Ave Ste 100 *(virtual attendance option available)*

**Agenda:**

- 1) Call to order
- 2) Approve March 19, 2024 Minutes
- 3) Review of Q1 Reports
- 4) Discussion: Allocation of Unused TGT Funds
- 5) Other Items
- 6) Adjourn

STAFF REQUESTED: Josh McAnarney, Budget Manager  
Ben Hart, Interim CFO

COMMITTEE MEMBERS: Michelle Hoferer (Chair) – District 9  
Brett Kell – District 5  
Marcus Miller – District 6

**\*\*\*Virtual and in-person attendance options available. Please call the Council Office by 12:00pm the date prior to the meeting to request Zoom link.\*\*\***



CITY OF  
**TOPEKA**



1

# TGT 2024 Quarter 1 Update

May 23<sup>rd</sup>

# Table of Contents

---

2

3 | Constitution Hall

4 | Every Plaza

5 | Jayhawk Theatre

5 | Evel Knievel



- **Contract Timeline:** Q1 2016 – Q4 2027
- \$6,932 distributed in Q1. (\$6,932 total in 2024)
- **Total Budget** - \$355,000 ; **Distributed to date** - \$226,887
- Kelley Construction Co. continues with construction and rehabilitation. Specifically, the TGT fund awarded fire egress stairway and elevator repairs are in progress and on schedule.



- **Contract Timeline:** Q1 2016 – Q4 2027
- \$67,079 distributed in Q1. (\$67,079 total in 2024)
- **Total Budget** - \$3,435,000 ; **Distributed to date** - \$2,195,363
- The 1<sup>st</sup> quarter was greatly impacted by the activity in Downtown Topeka with Evergy Plaza hosting Irishfest and the St. Patrick's Day holiday. The day's activity in conjunction with local businesses created an all day festival feel that highlighted Downtown Topeka.




- **Contract Timeline:** Q1 2016 – Q4 2027
- \$13,279 distributed in Q1. (\$13,279 total in 2024)
- **Total Budget** - \$680,000 ; **Distributed to date** - \$ 434,595
- Q1 2024 activities included:
  - Extensive restoration planning – architectural, structural, operational – continued (and continues) with professional teams on-site weekly.
  - The Contractor RFQ/RFP draft was finalized in preparation for release early April; Contractor interviews are scheduled for early May, with Contractor on board by early June.
  - TreanorHL AIA Contract, Amendment 004 was executed for architectural and design services completed through Design Development



- **Contract Timeline:** Q1 2016 - Q1 2021
- **Total Budget Amount:** \$300,000
- **Amount Distributed to Date:** \$119,811
- **Amount Undistributed to Date:** \$71,922
- **Amount Remaining:** \$108,267



# TOPEKA BEGAN...



*Constitution Hall in 1856  
Topeka, Kansas Territory*

On the National Register of  
Historic Places

*Partner site of the*

National Underground  
Railroad Network to  
Freedom

*and*

Freedoms Frontier National  
Heritage Area

*In Downtown Topeka*  
427-429 S. Kansas Avenue

*Yet to be restored is  
Constitution Hall in Topeka,  
a principal landmark of the  
American West.*

William Seale,  
Nationally renowned historian

*Topeka's first stone building  
and most important pre-  
Civil War building is  
arguably Topeka's most  
important historic site*

Doug Wallace,  
Shawnee County Historical Society

**FRIENDS OF THE  
FREE STATE CAPITOL  
INC.**

P.O. Box 2551  
Topeka, Kansas 66601

An IRS approved  
Non-profit corporation

Joshua A. McAnarney  
City of Topeka

April 12, 2024

Joshua,

Progress continues with restoration of Constitution Hall and having previously demonstrated qualification, we request Q1-2024 funds under City of Topeka, Transient Guest Tax (TGT) Development Agreement #45376.

Q1-2024 Report:

Kelley Construction Co. continues with construction and rehabilitation. Specifically, the TGT fund awarded fire egress stairway and elevator are in progress and on schedule.

Respectfully,

Chris Meinhardt, Project Manager  
Friends of the Free State Capitol Inc.

## ...WHERE PEOPLE STOOD FOR FREEDOM

FreeStateCapitol.org



**JOSH STURM**

Director-Evergy Plaza,  
701 S. Kansas Ave. Topeka, KS 66603  
785.438.0751  
Josh.Sturm@evergyplaza.com

April 15, 2024

To: Joshua A. McAnarney  
City of Topeka

From: Josh Sturm, Director  
Evergy Plaza

Re: TGT Development Report- 1st Quarter

Please accept this overview of activities for the 1st Quarter of 2024 from the Evergy Plaza as addressing the Downtown Topeka Foundation's requirement for the TGT Development Report. In the last report from January of 2024, we highlighted the successes of the outdoor programming and activation of Evergy Plaza operated in the 4<sup>th</sup> quarter through January 2024.

This 1st Quarter Report illustrates the benefits for Downtown Topeka through the operation of the Evergy Plaza. The Evergy Plaza continues to implement small and large outdoor activities while implementing the joint "Operating Philosophy" of Downtown Topeka Foundation.

- *Friendly, Welcoming to All*
- *Something for Everyone*
- *Clean, Neat, Well-Organized*
- *Financially Sound, and*
- *A Connecting Place*

Of course, operating an outdoor public gathering location, weather has a significant impact on the attendance and financial success of events. We at Evergy Plaza are intent on changing that mindset and getting people to enjoy the Evergy Plaza and downtown regardless of the temperature. This mindset has begun to change with various outdoor events, programming, and activations throughout the 4<sup>th</sup> quarter. The 1<sup>st</sup> quarter was greatly impacted by the activity in Downtown Topeka with Evergy Plaza hosting Irishfest and the St. Patrick's Day holiday. The day's activity in conjunction with local businesses created an all day festival feel that highlighted Downtown Topeka. This all made a great deal of headway for the year to come for Evergy Plaza and a kickoff our event season. Evergy Plaza is hoping that this momentum rolls into the 2<sup>nd</sup> Quarter as more people discover all that Evergy Plaza and Downtown Topeka have to offer.

An Overview of upcoming internal activities include:

- **Live @ Lunch**, every Wednesday lunchtime concert series (starts April)
- **Friday Flicks**, 2<sup>nd</sup> Friday evening each month (starts April)
- **Eats & Beats**, Thursday Night Concert Series (starts May)
- **Crossroads Fountains**, Shows Tuesday Nights and Splash Pad daily (starts May)
- **Cinco De Mayo event**, May 5<sup>th</sup> all day activity
- **Evergy Plaza Fight Night**, May 18<sup>th</sup> Free boxing event

The annual activities and external events will ramp up and begin again in the 2<sup>nd</sup> Quarter and the Evergy Plaza believes it is well positioned to benefit from the existing momentum. This momentum for reinvigorating downtown would not be possible without the assistance of the Downtown Topeka



**JOSH STURM**

Director-Evergy Plaza,  
701 S. Kansas Ave. Topeka, KS 66603  
785.438.0751  
[Josh.Sturm@evergyplaza.com](mailto:Josh.Sturm@evergyplaza.com)

Foundation Board, Evergy Plaza staff, other partners associated with the Greater Topeka Partnership and elected officials who participated in securing this source of funding for the Evergy Plaza. Thank you for your on-going support.



4/23/24

ATTN: Josh McAnarney  
FROM: Jeff Carson, Jayhawk Theatre Board President  
Joanne Morrell, Jayhawk Theatre Consultant  
RE: Jayhawk Theatre Q1 2024 TGT Distribution Report  
CC: TGT Committee: CW Michelle Hoferer, Chair, CM Brett Kell, CM Marcus Miller,  
Richard Nienstedt, Rachelle Mathews, Amanda L. Stanley, Amanda Meyer,  
Mary Bisbee, Leigha Boling, Jessica L. Venvertloh

UPDATE: 2024 is off to a great start with restoration planning underway. **Q1 2024 activities included:**

- Keller Craig & Assoc completed a **FMV appraisal** required for the purchase of adjoining support spaces to promote auxiliary earned revenue streams, and help solve complex HVAC challenges.
- We are extremely excited to have **acquired (approx.) 12,766 SF** in critical supplementary, support spaces to **enhance operations and earned income**, and provide access to spaces necessary for **resolving complex HVAC and storage challenges**.
- **TreanorHL AIA Contract, Amendment 004** was executed for architectural and design services completed through Design Development.
- **Extensive restoration planning** – architectural, structural, operational – continued (and continues) with professional teams on-site weekly.
- Consultant Joanne Morrell completed **on-site research** at Carolina Theatre in **Durham, NC**, one of the country's fastest growing communities.
- The **Contractor RFQ/RFP** draft was finalized in preparation for release early April; Contractor interviews are scheduled for early May, with Contractor on board by early June.
- **Alley foundation restoration** is slated to begin in June, completed by August.
- **Theatre planning/venue consultant Randy McKay** was engaged for an on-site visit and architectural/operational planning session, scheduled for April 30 & May 1.
- The Jayhawk Theatre toured a group from the **Wareham Opera House**, who are planning a **\$30M** restoration of its 500-seat historic venue in Downtown Manhattan, scheduled to open in 2027.

Working together we can bring this **amazing historic gem** and **community treasure** back to life. It's going to be an exciting year, and we are grateful for the City's continued, leadership support.

Regards,

Jeff Carson  
Jayhawk Theatre Board President



To: Topeka City Manager and the Transient Guest Tax Committee  
Subject: Visit Topeka Quarterly Report – 1st Quarter 2024  
From: Sean Dixon, CDME; President  
Date: May 20, 2024

Dear City Manager and Transient Guest Tax Committee,

As we conclude the first quarter of 2024, I am delighted to share the progress and achievements of Visit Topeka. This quarter has been a period of dynamic growth and fruitful initiatives.

1. **Hotel Performance Metrics:**
  - a. **January 2024:** The hotels in Topeka achieved a revenue of \$3.2 million, with an Average Daily Rate (ADR) of \$91.84. The total number of rooms sold was 35,347.
  - b. **February 2024:** Final figures for February show a strong performance, with hotel revenue reaching \$3.8 million. The ADR for this month was reported at \$97.27, and the total number of rooms sold was 39,802.
  - c. **March 2024:** March saw an ADR of \$99.26. Demand ended at 44,249 with hotel revenue at approximately \$4.39 million.
2. **Progress on Hotel Topeka:** The acquisition of Hotel Topeka by the City for \$7.6 million marks a monumental step in our efforts to boost tourism. The management transition to REVPAR International on October 10th paves the way for upcoming renovations, enhancing our convention and tourism capabilities. The Topeka Development Corporation received a positive initial report from REVPAR International on February 6th, highlighting the strong feasibility of repositioning the hotel as a branded asset.
3. **2024-2025 Advertising Campaign:** Our exciting new campaign, spotlighting Topeka's own Jeff Kready, has launched successfully. The campaign, featuring work by the late Steven Lutvak, is expected to significantly elevate our marketing impact. The theme song debuted live at the Kready Holiday Spectacular at TPAC on December 23rd, and the full campaign launched in March 2024, already garnering over 150,000 views.
4. **METL Prairie Pour Tour Collaboration:** The joint effort with Visit Manhattan, Visit Emporia, and Explore Lawrence has successfully launched the METL Prairie Pour Tour. The 2024 tour is rapidly approaching the performance benchmarks set by the 2023 campaign, showcasing our commitment to promoting local tourism through regional partnerships.

5. **Preparations for Brown v. Board 70th Anniversary:** With the 70th anniversary of Brown v. Board on the horizon in May 2024, and backed by a substantial NEA grant and Visit Topeka funds, we are gearing up for a commemorative event that will not only honor our city's history but also attract national attention. Visit Topeka has committed over \$100,000 in direct support to community events and activities commemorating this milestone.
6. **2024 Budget and Business Plan:** The Visit Topeka Board of Directors' approval of the 2024 budget in October and the 2024 Business and Marketing Plan in December highlight our strategic focus for the coming year. These plans are tailored to strengthen Topeka's position as a leading tourist destination.
7. **Event and Festival Support:** Our ongoing commitment to supporting various events, including the Thunder Over the Heartland Airshow scheduled for October 12-14, 2024, has enriched Topeka's cultural and tourism landscape. The NYC2Topeka Sweepstakes and the Nashville Nights event continue to showcase our innovative approach to destination marketing.
8. **Near Completion of DMAP Accreditation:** Our progress towards achieving the Destination Marketing Accreditation Program (DMAP) certification reflects our unwavering commitment to excellence in destination marketing. We expect to complete the final revisions and receive accreditation early this year.

This report contains several documents related to the required documentation outlined by our contract with the City of Topeka (46584, 48717). Please contact me regarding any questions about the information presented in this report.

Respectfully submitted,



Sean Dixon, CDME  
President, Visit Topeka  
Sean@VisitTopeka.com



## Topeka TGT History

Jan 1, 2001 - Mar 31, 2024



Month / Topeka													
Year	January	February	March	April	May	June	July	August	September	October	November	December	Grand total
2012	-	-	-	-	-	-	\$158,889.36	\$193,400.89	\$125,840.9	\$216,172.43	\$194,418.03	\$142,296.18	\$1,031,017.79
2013	\$111,481.5	\$110,547.43	\$112,914.72	\$217,235.81	\$245,701.21	\$221,665.33	\$193,186.74	\$244,066.5	\$192,327.19	\$240,005.17	\$186,554.71	\$192,799.18	\$2,268,485.49
2014	\$134,121.92	\$139,489.1	\$167,179.55	\$223,494.32	\$236,959.07	\$262,330.48	\$236,942.96	\$227,714.88	\$132,648.27	\$319,139.23	\$172,728.61	\$182,283.1	\$2,435,031.49
2015	\$203,979.34	\$185,403.93	\$166,459.55	\$205,510.75	\$97,105.7	\$293,370.73	\$47,249.65	\$431,358.17	\$240,764.19	\$206,443.31	\$215,729.79	\$199,292.74	\$2,492,667.85
2016	\$138,892.05	\$159,972.04	\$193,294.63	\$186,776.63	\$264,172.68	\$337,743.57	\$215,854.79	\$316,671.44	\$197,071.13	\$204,292.2	\$218,295.67	\$196,437.8	\$2,629,474.63
2017	\$152,346.35	\$179,102.42	\$179,876.88	\$263,956.89	\$199,580.58	\$234,256.06	\$219,363.01	\$249,367.02	\$241,876.03	\$278,777.82	\$218,014.76	\$189,769.46	\$2,606,287.28
2018	\$152,103.18	\$193,430.87	\$176,967.57	\$256,094.81	\$251,164.49	\$257,043.42	\$242,594.53	\$264,522.46	\$214,641.54	\$233,966.76	\$241,448.01	\$194,502.81	\$2,678,480.45
2019	\$131,670.93	\$158,175.19	\$201,948.28	\$245,038.14	\$243,536.11	\$246,396.26	\$276,604.65	\$232,655.61	\$201,954.24	\$224,580.07	\$201,214.3	\$221,405.26	\$2,585,179.04
2020	\$147,050.93	\$171,688.56	\$147,539.12	\$89,407.33	\$73,415.34	\$119,763.77	\$150,758.37	\$192,880.42	\$195,075.49	\$162,649.38	\$172,436.39	\$116,531.08	\$1,739,196.18
2021	\$143,502.37	\$118,538.09	\$104,826.11	\$164,875.23	\$187,869.34	\$194,856.03	\$261,939.78	\$261,084.52	\$268,476.55	\$229,306.5	\$295,678.83	\$237,639.69	\$2,468,593.04
2022	\$188,947.3	\$169,494.9	\$162,572.63	\$238,057.01	\$238,423.38	\$223,435.19	\$303,136.65	\$265,471.25	\$246,930.2	\$276,594.53	\$229,215.45	\$230,459.79	\$2,772,738.28
2023	\$312,569.87	\$217,675.04	\$233,121.93	\$272,833.12	\$274,322.41	\$278,112.57	\$278,924.15	\$269,192.24	\$293,446.49	\$267,602.09	\$252,455.51	\$237,683.73	\$3,187,939.15
2024	\$157,718.95	\$207,691.1	\$286,638.5	-	-	-	-	-	-	-	-	-	\$652,048.55
G...	\$1,974,384.69	\$2,011,208.67	\$2,133,339.47	\$2,363,280.04	\$2,312,250.31	\$2,668,973.41	\$2,585,444.64	\$3,148,385.4	\$2,551,052.22	\$2,859,529.49	\$2,598,190.06	\$2,341,100.82	\$29,547,139.22



STR Monthly Data

Jan 1, 2024 - Mar 31, 2024

Quarter	Month	ADR	Prev. ADR	Occupancy	Prev. Occupancy	Supply	Prev. Supply	Demand	Prev. Demand	Revenue	Prev. Revenue	YOY Revenue	STR TGT Estimate	RevPAR
Q1, 2024	Mar 2024	\$99.11	\$97.1	51.94%	56.38%	85,529	85,529	44,427	48,218	\$4,403,137	\$4,681,777	94.05%	\$308,219.59	\$51.48
Q1, 2024	Feb 2024	\$97.14	\$89.43	51.71%	52.14%	77,252	77,252	39,945	40,283	\$3,880,321	\$3,602,600	107.71%	\$271,622.47	\$50.23
Q1, 2024	Jan 2024	\$91.73	\$87.07	41.47%	46.27%	85,529	85,529	35,471	39,572	\$3,253,619	\$3,445,383	94.43%	\$227,753.33	\$38.04

Grand tot... \$95.99 \$91.2 48.26% 51.58% 248,310 248,310 119,843 128,073 \$11,537,077 \$11,729,760 98.36% \$807,595.39 \$46.58

Occupancy Rate

48.26%

↓ -6.4%

Demand

119,843

↓ -6.4%

Supply

248,310

0

Revenue

\$11,537,077.00

↓ \$-192,683.00

ADR

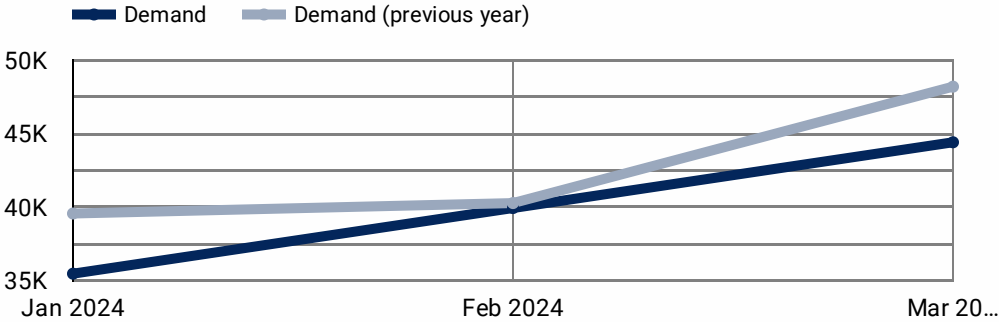
\$95.99

↑ \$4.79

RevPAR

\$46.58

↓ \$-0.63



## 2024 Attraction Attendance Numbers

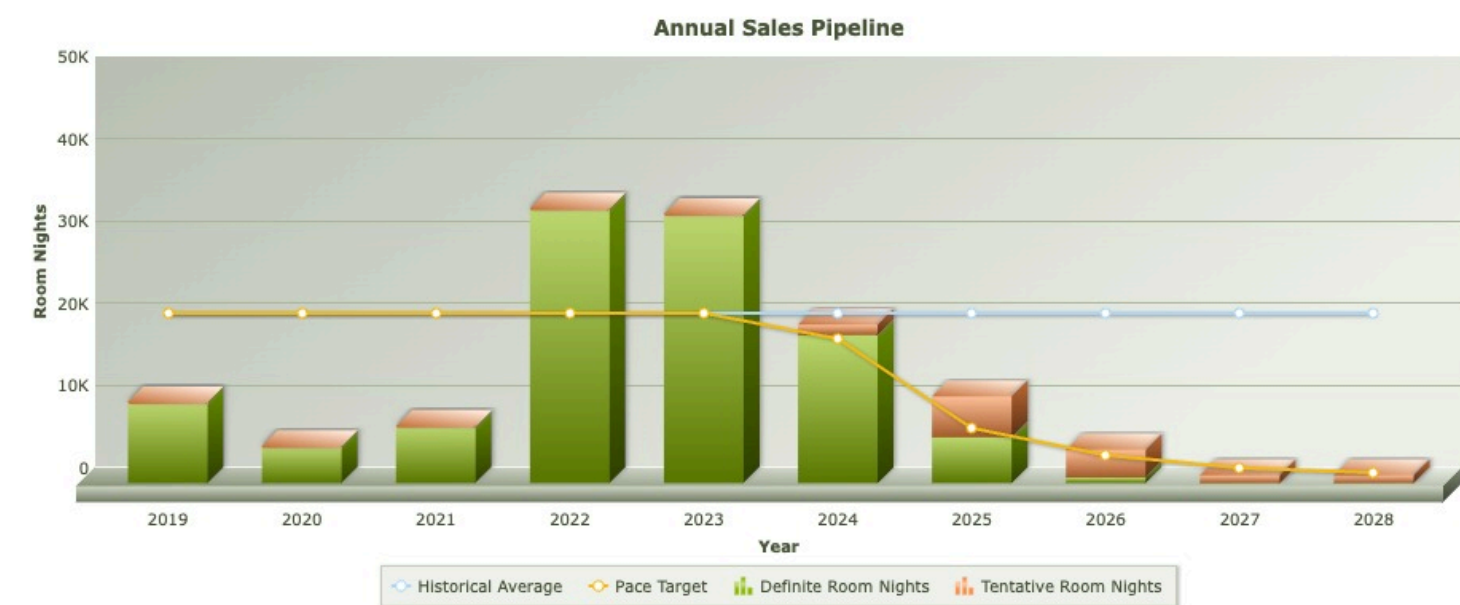
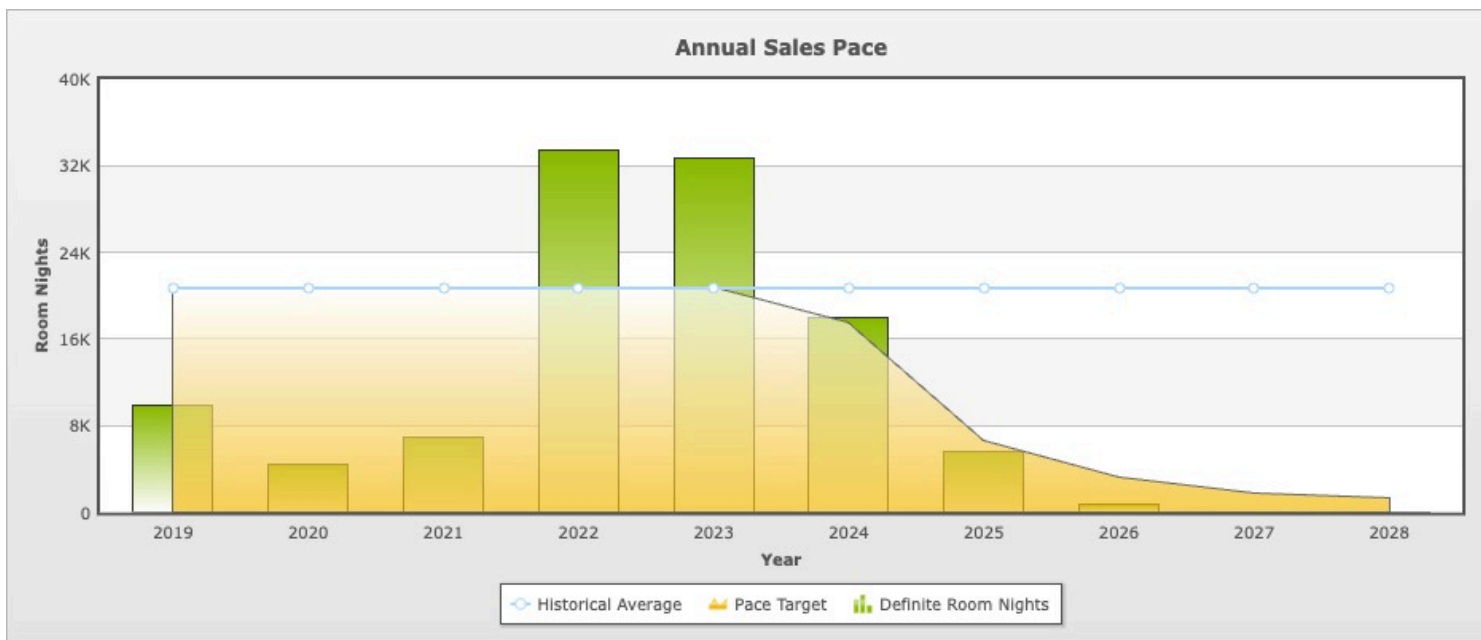
Attraction	Jan.	Feb.	March	1st Quarter	April	May	June	2nd Quarter	July	Aug	Sept	3rd Quarter	Oct.	Nov.	Dec.	4th Quarter	YTD
Zoo	1,461	11,510	22,493	35,464	22,737			22,737				0				0	58,201
Kansas Children's Discovery Center	7,289	9,008	11,825	28,122				0				0				0	28,122
Old Prairie Town	107	229	780	1,116				0				0				0	1,116
Kansas State Capitol	1,468	3,686	4,550	9,704	5,503			5,503				0				0	15,207
Topeka Performing Arts Center	2,400	3,050	4,659	10,109	7,199			7,199				0				0	17,308
Topeka Civic Theatre/Helen Hocker Theater	1,339	3,152	6,044	10,535	1,822			1,822				0				0	12,357
Mulvane Art Museum Galleries/Art Lab	390	801	828	2,019				0				0				0	2,019
Evel Knievel Museum	334	736	873	1,943				0				0				0	1,943
Brown v Board NHS	671	1,872	2,137	4,680	2,093			2,093				0				0	6,773
Museum of Kansas National Guard	1,031	1,215	1,608	3,854	1,442			1,442				0				0	5,296
Combat Air Museum	417	679	1,483	2,579	1,347			1,347				0				0	3,926
Great Overland Station	167	922	2,273	3,362	726			726				0				0	4,088
Jayhawk Theater	0	0	0	0	0			0				0				0	0
Ritchie House	45	206	204	455	101			101				0				0	556
Sunflower Soccer	0	0	0	0	0			0				0				0	0
Kansas Museum of History	0	0	0	0	0			0				0				0	0
<b>Total Monthly Numbers</b>	<b>17,119</b>	<b>37,066</b>	<b>59,757</b>	<b>113,942</b>	<b>42,970</b>	<b>0</b>	<b>0</b>	<b>42,970</b>	<b>0</b>	<b>0</b>	<b>0</b>	<b>0</b>	<b>0</b>	<b>0</b>	<b>0</b>	<b>0</b>	<b>156,912</b>
<b>2023 Numbers</b>	<b>23,951</b>	<b>34,527</b>	<b>55,952</b>	<b>114,430</b>	<b>76,604</b>	<b>66,404</b>	<b>68,762</b>	<b>211,770</b>	<b>62,944</b>	<b>47,420</b>	<b>49,119</b>	<b>159,483</b>	<b>49,827</b>	<b>37,144</b>	<b>77,513</b>	<b>164,484</b>	<b>631,126</b>
<b>2022 Numbers</b>	<b>17,487</b>	<b>29,199</b>	<b>74,555</b>	<b>121,241</b>	<b>79,166</b>	<b>74,690</b>	<b>72,733</b>	<b>226,589</b>	<b>63,378</b>	<b>63,398</b>	<b>51,865</b>	<b>178,641</b>	<b>68,882</b>	<b>41,765</b>	<b>69,138</b>	<b>179,785</b>	<b>706,256</b>
<b>2021 Numbers</b>	6,714	9,012	48,671	64,397	60,453	52,999	57,114	170,566	58,040	57,030	44,846	147,516	60,924	35,876	1,458	98,258	479,670
<b>2020 Numbers</b>	29,653	38,993	27,831	96,477	700	11,670	27,336	39,706	30,348	41,753	37,754	99,155	48,646	18,978	64,137	131,761	367,099
<b>2019 Numbers</b>	28,294	31,797	57,863	117,954	89,032	84,891	85,298	259,221	71,359	65,768	53,470	173,497	63,277	36,976	36,711	136,964	687,636
<b>2018 Numbers</b>	29,708	35,657	59,251	124,616	65,838	87,056	77,871	230,765	69,495	53,915	58,428	181,838	56,694	39,034	37,282	133,010	670,229
<b>2017 Numbers</b>	27,285	45,236	58,728	131,249	74,941	81,584	82,596	239,121	68,101	62,067	48,719	178,887	68,679	30,494	34,963	134,136	683,393
<b>2016 Numbers</b>	30,599	38,870	74,932	144,401	72,002	77,482	88,715	238,199	51,121	58,373	45,446	154,940	66,518	36,648	29,766	132,932	670,472
<b>2015 Numbers</b>	36,223	36,963	65,313	138,499	69,741	78,196	78,023	225,960	65,568	60,366	51,585	177,519	64,330	43,115	41,277	148,722	690,700
<b>2014 Numbers</b>	29,698	32,101	64,891	126,690	65,965	87,530	88,638	242,133	71,917	80,945	44,274	197,136	6,256	32,623	30,608	69,487	635,446
<b>2013 Numbers</b>	29,823	28,318	47,416	105,557	55,215	65,726	75,982	196,923	59,670	50,443	39,644	149,757	53,857	32,152	33,912	119,921	572,158
<b>2012 Numbers</b>	36,735	31,619	59,198	127,552	52,062	78,764	66,671	197,497	35,989	50,499	47,453	133,941	35,547	32,072	28,523	96,142	555,132
<b>2011 Numbers</b>	22,407	24,863	37,249	84,519	43,579	46,213	64,834	154,626	73,506	68,775	49,964	192,245	44,063	27,874	25,989	97,926	529,316



Bid Fund Approved Commitments

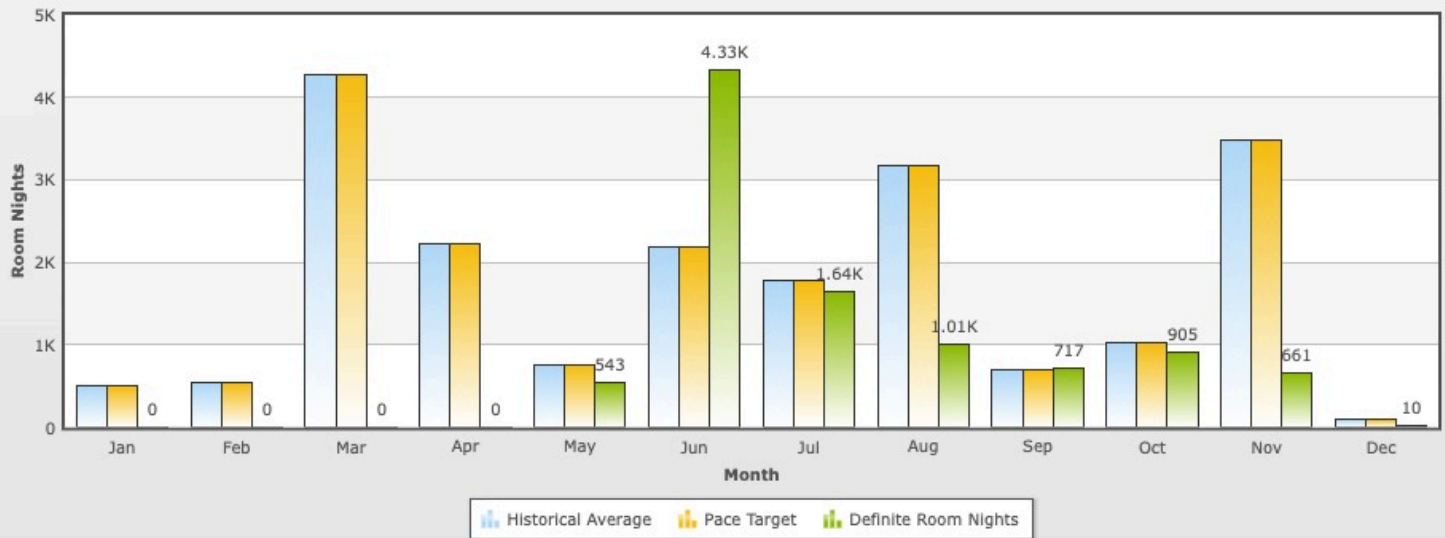
Event	2012	2013	2014	2015	2016	2017	2018	2019	2020	2021	2022	2023	2024	2025	2026
Teen Masters Bowling	\$ 1,250														
YP Summit	\$ 1,000														
Kansas Muzzle Loaders	\$ 250														
USA Wrestling Sub-District TOPS	\$ 500	\$ 700								\$0.00	\$750.00	\$750.00			
Kansas Recreation & Parks Assn	\$ 600														
Knights of Columbus	\$ 1,200			\$ 1,200											
Sweet Adelines	\$ 1,500										\$1,000.00	\$1,250.00	\$1,500.00		
Topeka Impact Volleyball	\$ 500					\$ 1,700	\$1,000.00								
Kansas Motor Carriers	\$ 500	\$ 5,000	\$ 5,000	\$ 6,000	\$ 6,000	\$ 6,000	\$6,000.00								
National Council of Corvettes	\$ 500						\$200.00								
Kansas Electric Coop	\$ 2,000														
Kansas Water Environment	\$ 500														
League of Kansas Municipalities	\$ 800				\$ 700		\$700.00	\$700.00							
Great Dane Club of America	\$ 1,000			\$ 5,000			\$5,000.00								
ASA/USA Softball Tournaments	\$ 2,000						\$3,500.00						\$7,000.00		
Kansas Emergency Management NAFA	\$ 1,800							\$2,000.00	\$3,000.00	\$0.00		\$3,000.00			
Kansas Fairs & Festivals	\$ 700					\$ 550	\$550.00								
Presidents Cup Soccer	\$ 17,000									\$0.00	\$0.00				
Sunflower Kennel Club	\$ 2,000	\$ 2,000	\$ 2,000	\$ 2,000	\$ 2,000	\$ 2,000	\$2,000.00			\$0.00	\$2,500.00				
Capital City Cluster Dog Show	\$ 5,000	\$ 5,000													
Blizzard Bash Demolition Derby	\$ 1,000	\$ 1,000	\$ 1,000	\$ 1,250	\$ 1,000										
Sunflower State Games	\$ 2,700	\$ 3,500	\$ 3,000	\$ 3,000			\$3,000.00								
Keeshond Dog Club	\$ 1,500	\$ 1,000	\$ 1,000	\$ 2,000	\$ 2,500	\$ 2,500	\$2,500.00								
Kansas High School Rodeo	\$ 20,000	\$ 20,000	\$ 20,000	\$ 20,000	\$ 20,000	\$ 20,000	\$22,500.00	\$25,000.00	\$15,000.00	\$17,500.00	\$20,000.00	\$15,000.00			
TIAK	\$ 1,000														
Kansas State Firefighters	\$ 1,000	\$ 1,000	\$ 1,000	\$ 1,000											
Internat'l Arson Investigators	\$ 2,500														
Kansas Kids Wrestling	\$ 1,200														
Prince Hall Grand Lodge	\$ 1,000	\$ 20,000	\$ 20,000	\$ 20,000	\$ 20,000	\$ 20,000	\$20,000.00	\$35,000.00	\$35,000.00	\$35,000.00	\$35,000.00	\$35,000.00	\$35,000.00		
French Bull Dogs	\$ 500														
Topeka Horseshoe Club	\$ 2,000														
Rhodesian Ridgeback Club	\$ 1,000	\$ 500								\$500.00	\$500.00				
Kansas Shrine Bowl	\$ 1,000						\$2,000.00								
Tough Mudder	\$ 1,000								\$5,000.00						
NHPA World Championships	\$ 20,000														
Jazzin It Up Downtown - DTI	\$ 14,000	\$ 7,000													
Heart of America Black Expo	\$ 1,000														
Kansas Classic Swim Meet	\$ 1,000														
NAIA National Wrestling			\$ 5,000	\$ 5,000	\$ 10,000	\$ 15,000									
Mother Earth News Fair		\$ 10,000	\$ 10,000	\$ 10,000	\$ 10,000	\$ 10,000									
American Steer Wrestling Qual		\$ 2,000													
American Steer Wrestling Qual		\$ 1,000													
KSHSAA Coaches School		\$ 1,000				\$ 1,000									
Kansas State H.O.G. Rally				\$ 1,000											
USSSA Fastpitch World Series		\$ 12,000	\$ 10,000												
Symetra LPGA Golf Tour		\$ 10,000													
R.T. Military Vehicle Pres. Assn.			\$ 2,500												
Christian Youth Rodeo Finals		\$ 500													
Great Plains Methodist UME					\$ 2,000										
Vizlas Nat Specialty Dog Show					\$ 1,000										
Doberman Pinscher Nat Show						\$ 3,750									
PWBA - Topeka Open			\$ 1,000								\$4,000.00				
Kansas-Downtown Rehabilitation					\$ 5,000										
Equifest					\$ 10,000	\$ 10,000									
Kansas Gang Investigators Conf.					\$ 575										
County Weed Directors Assoc.						\$ 500			\$500.00		\$500.00				
Kansas Honey Producers Assoc.						\$ 100									
Capital Carnage Demolition Derby				\$ 15,000	\$ 2,500							\$10,000.00			
NJCAA Half Marathon Championships					\$ 500										
Heartland Park Topeka					\$ 25,000										
Midwest Sports Production					\$ 25,000	-	-								
Kansas Court Reporters Association						\$ 1,200									
Independent Order of Odd Fellows						\$ 250	\$250.00				\$250.00	\$250.00			
Capital City Classic Disc Golf				\$ 200											
International Federation of Leather Guilds Conference												\$1,000.00			
Grand Lodge of Kansas							\$400.00								
Mary Kay Inc.								\$500.00	\$0.00						
Grand Chapter Order of the Eastern Star							\$900.00	\$900.00	\$0.00				\$1,500.00	\$1,500.00	\$1,500.00
Grand York Rile of Kansas							\$200.00								
Missionary Baptist State Conv. Of KS							\$2,500.00	\$2,500.00	\$0.00	\$2,500.00	\$0.00	\$2,500.00			
Kansas Housing Resource Corporation							\$750.00								
Kansas Register of Deeds Assoc.								\$600.00							
Kansas Jobs Daughters								\$0.00							
NAIA Bowling National Championship								\$3,000.00							
Kansas District Lutherans								\$500.00							
Special Olympics of Kansas Basketball & Cheer								\$1,000.00		\$0.00					
Monster Buck Classic					\$ 500										
Kansas Narcotic Officers Association									\$0.00						
African American Travel Conference								\$35,000.00			\$20,000.00				
USBC Bowling U.S. Open											\$0.00				
NAIA Swimming & Diving											\$0.00		\$0.00		
NAIA Men's Volleyball											\$0.00	\$0.00			
Association of Primate Vets										\$0.00					
Kansas Kids Wrestling Fall Board Mtg.								\$500.00	\$0.00						
Jesse James Kennel Club									\$1,500.00						
Central States Shrine Associatinon										\$4,000.00			\$30,000.00		
Jayhawk Collegiate Bowling									\$25,000.00						
Thunder over the Heartland									\$25,000.00	\$0.00	\$0.00	\$0.00			
Country Stampede								\$25,000.00		\$25,000.00	\$10,000.00	\$10,000.00			
American Bullmastiff National Speciality										\$1,250.00	\$1,750.00				
Topeka Kennel Club										\$1,000.00					
A.H.R.M.A.										\$1,200.00					
Kansas Arborists											\$750.00	\$750.00			
Kansas State Association of Fire Chiefs										\$500.00					
Kansas Crimestoppers										\$1,000.00					
Kansas EMS Association Annual Conference													\$1,500.00	\$1,500.00	
Kansas Museums Association										\$1,500.00					
Kansas County Appraisers Association										\$500.00					
Kansas Pet Professionals											\$500.00				
Kansas Pharmacist Association											\$2,000.00				
ASPR-ARIS Reunion											\$1,500.00				
BioKansas										\$3,500.00					
Schipperke Dog Club of America										\$750.00					
NSA DaNang Association												\$5,000.00			
190th ARW Top Eye 2021										\$327.45					
Washburn Rural High School 2021 Reunion										\$500.00					
Kansas Grain and Feed Association										\$1,000.00					
Team United Track and Field Meets										\$750.00					
Topeka Dino Days											\$180,000.00				
American Institute of Architects of Kansas Conference											\$1,000.00				
American Cornhole League												\$10,000.00			
NJCAA Indoor Track & Field												\$4,500.00			
Central States Bowling Guild												\$3,500.00			
USA Gymnastics												\$23,000.00			
Curious George												\$10,000.00			
NOTO Live												\$7,500.00			
KSAE Winter Expo												\$2,500.00	\$2,500.00		
KS Airport Association Conference													\$10,000.00	\$1,000.00	\$1,000.00
For the Culture KS - Community Resource Council													\$10,000.00		
NHRA															
	\$ 65,800	\$ 106,900	\$ 102,000	\$ 90,950	\$ 155,975	\$ 98,050	\$ 73,950	\$ 97,250	\$ 94,000	\$ 158,527	\$ 321,500	\$ 157,250	\$ 100,000	\$ 4,000	\$ 2,500
TGT Revenue	2012	2013	2014	2015	2016	2017	2018	2019	2020	2021	2022	2023	2024	2025	2026
1st Qtr. - May	\$37,500	\$37,500	\$43,750	\$43,750	\$46,046	\$49,166	\$53,944	\$35,128	\$33,306	\$26,205	\$37,215	\$59,979	\$51,232		
2nd Qtr. - August	\$37,500	\$37,500	\$43,750	\$42,571	\$39,082	\$40,176	\$41,054	\$52,498	\$20,185	\$39,114	\$49,994	\$64,842	\$52,498		
3rd Qtr. - November	\$37,500	\$33,000	\$43,750	\$43,750	\$62,629	\$54,827	\$60,052	\$50,801	\$38,480	\$56,536	\$58,253	\$66,123	\$50,801		
4th Qtr. - February	\$37,500	\$32,086	\$43,750	\$43,750	\$57,936	\$55,833	\$56,710	\$50,801	\$32,258	\$54,473	\$52,591	\$59,537	\$50,801		
	\$150,000	\$140,086	\$175,000	\$173,821	\$205,693	\$199,992	\$211,760	\$189,228	\$124,228	\$176,328	\$198,053	\$250,481	\$205,332	\$0	\$0

Report: Simple Pace

[illegible][illegible]

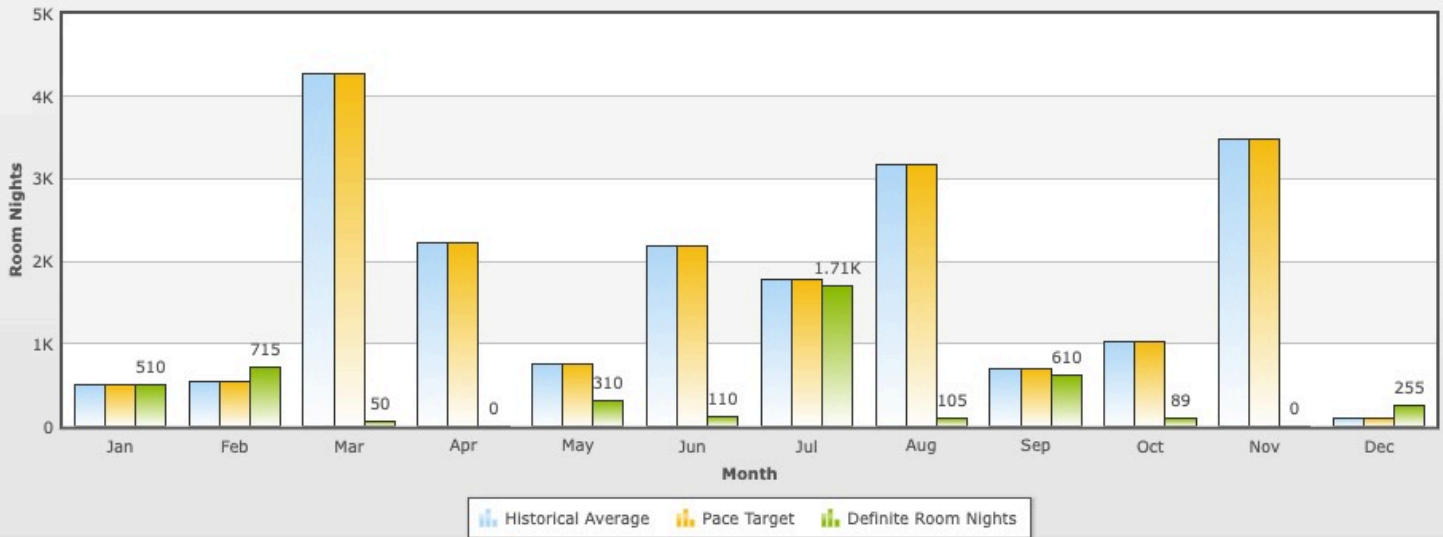
2019	Jan	Feb	Mar	Apr	May	Jun	Jul	Aug	Sep	Oct	Nov	Dec	Total
Definite Room Nights	0	0	0	0	543	4,329	1,640	1,015	717	905	661	10	9,820
Target	504	540	4,280	2,220	750	2,192	1,787	3,164	692	1,025	3,480	93	20,727
Variance	-504	-540	-4,280	-2,220	-207	2,137	-147	-2,149	25	-120	-2,819	-83	-10,907
Historical Monthly Avg	504	540	4,280	2,220	750	2,192	1,787	3,164	692	1,025	3,480	93	20,727
Pace Percentage	0.00%	0.00%	0.00%	0.00%	72.40%	197.49%	91.77%	32.08%	103.61%	88.29%	18.99%	10.75%	47%
Demand													
Total RNs	0	0	0	0	2,053	7,384	3,638	1,015	717	907	1,471	10	17,195
Target	504	540	4,280	2,220	750	2,192	1,787	3,164	692	1,025	3,480	93	20,727
Variance	-1,012	-1,825	-7,473	-3,879	12	1,569	-1,320	-3,860	-1,252	-1,642	-2,200	-528	-23,410
Historical Avg	1,012	1,825	7,473	3,879	2,041	5,815	4,958	4,875	1,969	2,549	3,671	538	40,605
Conversion													
Tentative Room Nights	0	0	0	0	0	0	0	0	0	0	0	0	0
Lost Room Nights	0	0	0	0	1,510	3,055	1,998	0	0	2	810	0	7,375
Conversion Percentage	0.00%	0.00%	0.00%	0.00%	26.40%	58.60%	45.10%	100.00%	100.00%	99.80%	44.90%	100.00%	57%

Monthly Sales Pace  
2019



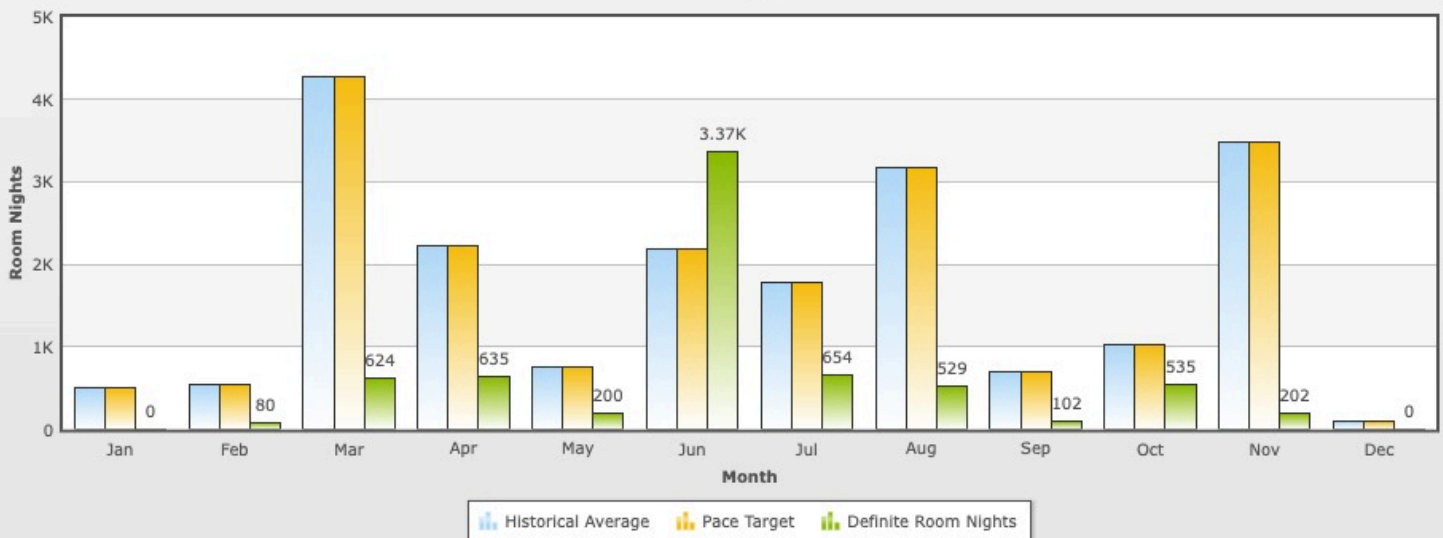
2020	Jan	Feb	Mar	Apr	May	Jun	Jul	Aug	Sep	Oct	Nov	Dec	Total
Consumption (Definite Room Nights)													
Definite Room Nights	510	715	50	0	310	110	1,711	105	610	89	0	255	4,465
Target	504	540	4,280	2,220	750	2,192	1,787	3,164	692	1,025	3,480	93	20,727
Variance	6	175	-4,230	-2,220	-440	-2,082	-76	-3,059	-82	-936	-3,480	162	-16,262
Historical Monthly Avg	504	540	4,280	2,220	750	2,192	1,787	3,164	692	1,025	3,480	93	20,727
Pace Percentage	101.19%	132.41%	1.17%	0.00%	41.33%	5.02%	95.75%	3.32%	88.15%	8.68%	0.00%	274.19%	22%
Demand													
Total RNs	1,315	1,904	6,124	3,222	3,644	4,144	7,191	7,460	2,650	2,548	1,620	1,058	42,880
Target	504	540	4,280	2,220	750	2,192	1,787	3,164	692	1,025	3,480	93	20,727
Variance	303	79	-1,349	-657	1,603	-1,671	2,233	2,585	681	-1	-2,051	520	2,275
Historical Avg	1,012	1,825	7,473	3,879	2,041	5,815	4,958	4,875	1,969	2,549	3,671	538	40,605
Conversion													
Tentative Room Nights	0	0	0	0	0	0	0	0	0	0	0	0	0
Lost Room Nights	805	1,189	6,074	3,222	3,334	4,034	5,480	7,355	2,040	2,459	1,620	803	38,415
Conversion Percentage	38.80%	37.60%	0.80%	0.00%	8.50%	2.70%	23.80%	1.40%	23.00%	3.50%	0.00%	24.10%	10%

Monthly Sales Pace  
2020



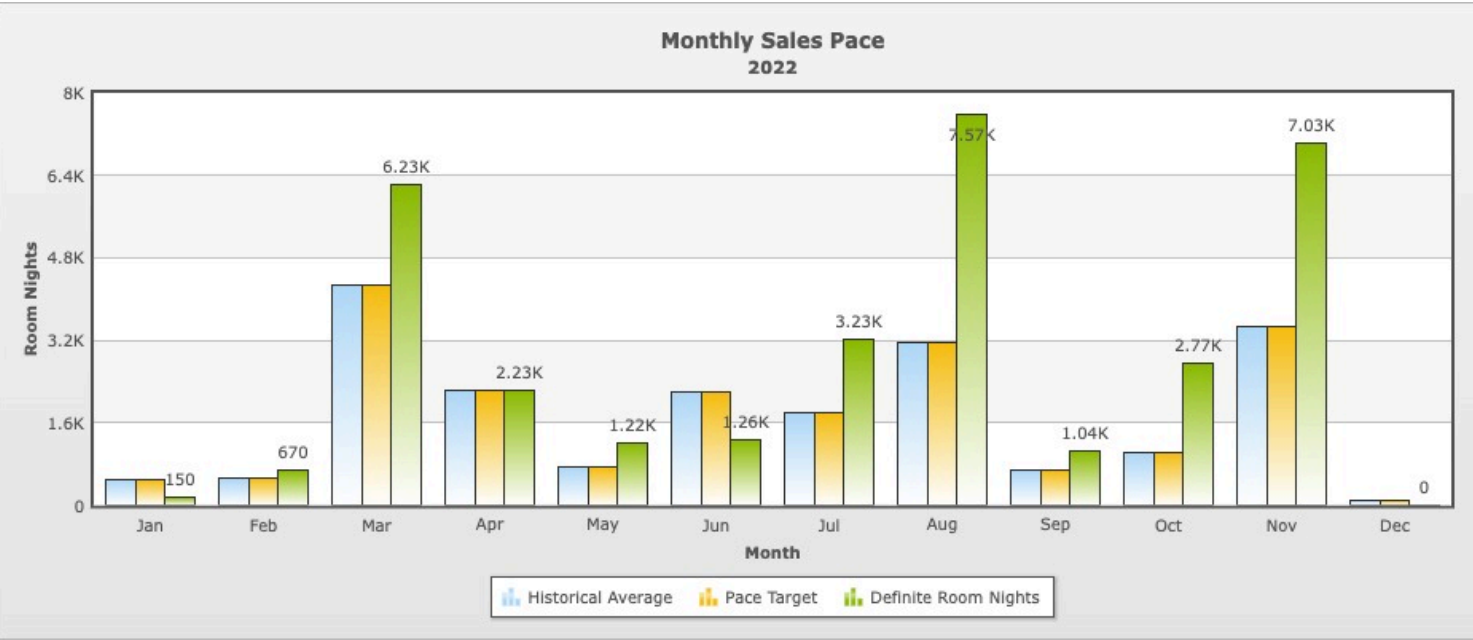
2021	Jan	Feb	Mar	Apr	May	Jun	Jul	Aug	Sep	Oct	Nov	Dec	Total
Consumption (Definite Room Nights)													
Definite Room Nights	0	80	624	635	200	3,371	654	529	102	535	202	0	6,932
Target	504	540	4,280	2,220	750	2,192	1,787	3,164	692	1,025	3,480	93	20,727
Variance	-504	-460	-3,656	-1,585	-550	1,179	-1,133	-2,635	-590	-490	-3,278	-93	-13,795
Historical Monthly Avg	504	540	4,280	2,220	750	2,192	1,787	3,164	692	1,025	3,480	93	20,727
Pace Percentage	0.00%	14.81%	14.58%	28.60%	26.67%	153.79%	36.60%	16.72%	14.74%	52.20%	5.80%	0.00%	33%
Demand													
Total RNs	654	765	6,849	5,038	295	6,203	3,812	529	3,622	3,466	1,503	0	32,736
Target	504	540	4,280	2,220	750	2,192	1,787	3,164	692	1,025	3,480	93	20,727
Variance	-358	-1,060	-624	1,159	-1,746	388	-1,146	-4,346	1,653	917	-2,168	-538	-7,869
Historical Avg	1,012	1,825	7,473	3,879	2,041	5,815	4,958	4,875	1,969	2,549	3,671	538	40,605
Conversion													
Tentative Room Nights	0	0	0	0	0	0	0	0	0	0	0	0	0
Lost Room Nights	654	685	6,225	4,403	95	2,832	3,158	0	3,520	2,931	1,301	0	25,804
Conversion Percentage	0.00%	10.50%	9.10%	12.60%	67.80%	54.30%	17.20%	100.00%	2.80%	15.40%	13.40%	0.00%	21%

Monthly Sales Pace  
2021

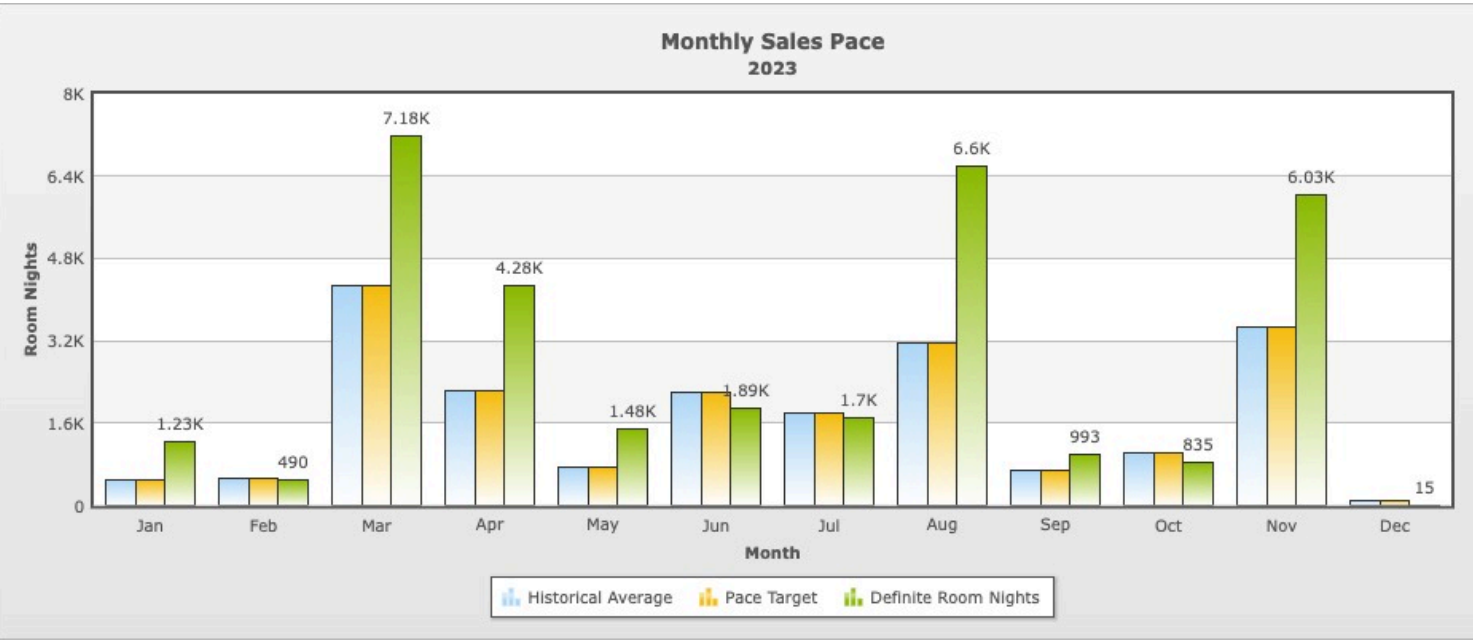


2022	Jan	Feb	Mar	Apr	May	Jun	Jul	Aug	Sep	Oct	Nov	Dec	Total
Consumption (Definite Room Nights)													
Definite Room Nights	150	670	6,230	2,230	1,220	1,258	3,230	7,573	1,040	2,765	7,030	0	33,396
Target	504	540	4,280	2,220	750	2,192	1,787	3,164	692	1,025	3,480	93	20,727
Variance	-354	130	1,950	10	470	-934	1,443	4,409	348	1,740	3,550	-93	12,669
Historical Monthly Avg	504	540	4,280	2,220	750	2,192	1,787	3,164	692	1,025	3,480	93	20,727
Pace Percentage	29.76%	124.07%	145.56%	100.45%	162.67%	57.39%	180.75%	239.35%	150.29%	269.76%	202.01%	0.00%	161%
Demand													
Total RNs	819	2,060	7,769	2,870	1,800	4,153	6,492	7,573	1,465	2,926	7,731	0	45,658

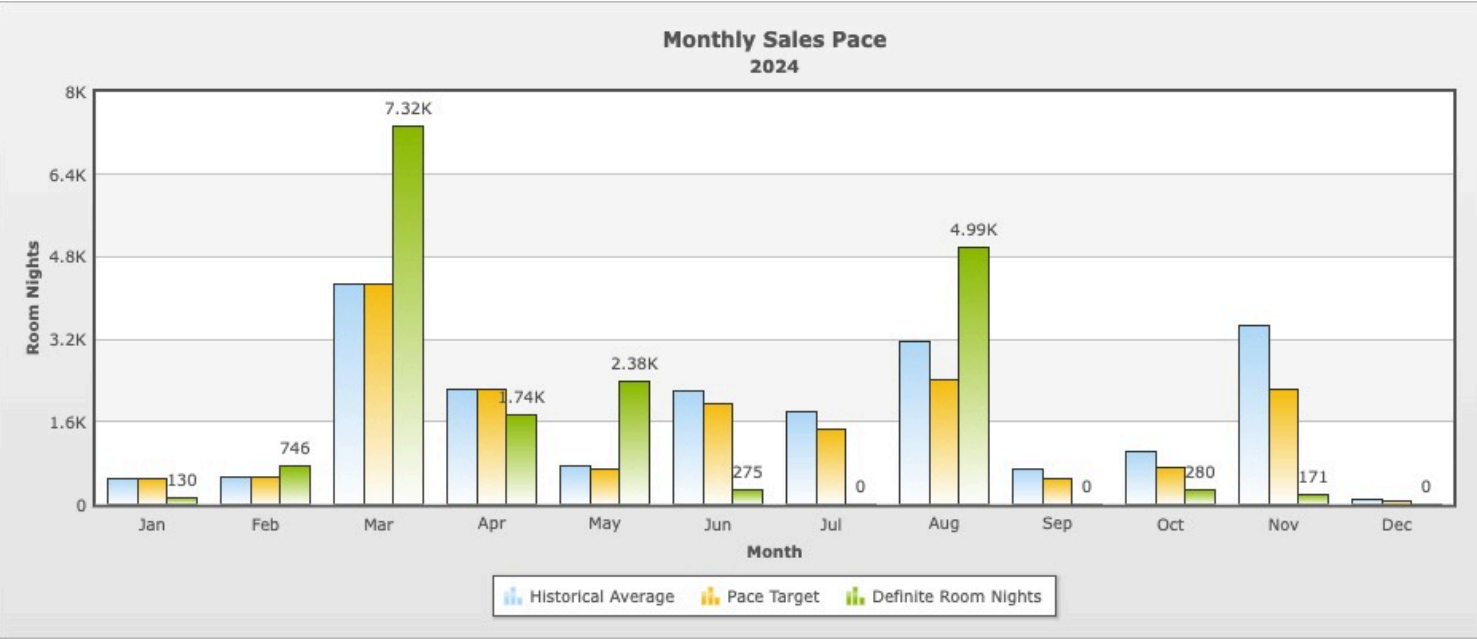
2022	Jan	Feb	Mar	Apr	May	Jun	Jul	Aug	Sep	Oct	Nov	Dec	Total
Target	504	540	4,280	2,220	750	2,192	1,787	3,164	692	1,025	3,480	93	20,727
Variance	-193	235	296	-1,009	-241	-1,662	1,534	2,698	-504	377	4,060	-538	5,053
Historical Avg	1,012	1,825	7,473	3,879	2,041	5,815	4,958	4,875	1,969	2,549	3,671	538	40,605
Conversion													
Tentative Room Nights	0	0	0	0	0	0	0	0	0	0	0	0	0
Lost Room Nights	669	1,390	1,539	640	580	2,895	3,262	0	425	161	701	0	12,262
Conversion Percentage	18.30%	32.50%	80.20%	77.70%	67.80%	30.30%	49.80%	100.00%	71.00%	94.50%	90.90%	0.00%	73%



2023	Jan	Feb	Mar	Apr	May	Jun	Jul	Aug	Sep	Oct	Nov	Dec	Total
Consumption (Definite Room Nights)													
Definite Room Nights	1,227	490	7,175	4,282	1,480	1,893	1,700	6,599	993	835	6,030	15	32,719
Target	504	540	4,280	2,220	750	2,192	1,787	3,164	692	1,025	3,480	93	20,727
Variance	723	-50	2,895	2,062	730	-299	-87	3,435	301	-190	2,550	-78	11,992
Historical Monthly Avg	504	540	4,280	2,220	750	2,192	1,787	3,164	692	1,025	3,480	93	20,727
Pace Percentage	243.45%	90.74%	167.64%	192.88%	197.33%	86.36%	95.13%	208.57%	143.50%	81.46%	173.28%	16.13%	158%
Demand													
Total RNs	2,142	1,265	7,175	5,190	2,414	7,193	3,657	7,799	1,393	2,900	6,030	547	47,705
Target	504	540	4,280	2,220	750	2,192	1,787	3,164	692	1,025	3,480	93	20,727
Variance	1,130	-560	-298	1,311	373	1,378	-1,301	2,924	-576	351	2,359	9	7,100
Historical Avg	1,012	1,825	7,473	3,879	2,041	5,815	4,958	4,875	1,969	2,549	3,671	538	40,605
Conversion													
Tentative Room Nights	0	0	0	0	0	0	0	0	0	0	0	0	0
Lost Room Nights	915	775	0	908	934	5,300	1,957	1,200	400	2,065	0	532	14,986
Conversion Percentage	57.30%	38.70%	100.00%	82.50%	61.30%	26.30%	46.50%	84.60%	71.30%	28.80%	100.00%	2.70%	69%

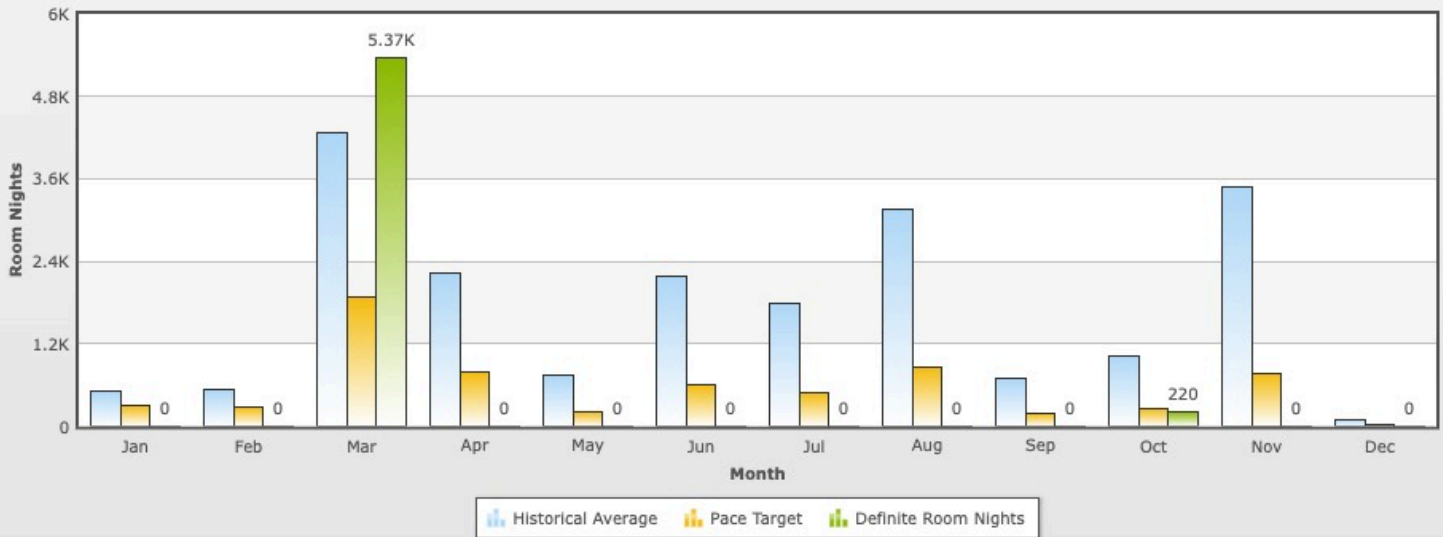


2024	Jan	Feb	Mar	Apr	May	Jun	Jul	Aug	Sep	Oct	Nov	Dec	Total
Consumption (Definite Room Nights)													
Definite Room Nights	130	746	7,324	1,736	2,376	275	0	4,994	0	280	171	0	18,032
Target	504	540	4,280	2,220	695	1,935	1,441	2,421	500	714	2,230	57	17,539
Variance	-374	206	3,044	-484	1,681	-1,660	-1,441	2,573	-500	-434	-2,059	-57	493
Historical Monthly Avg	504	540	4,280	2,220	750	2,192	1,787	3,164	692	1,025	3,480	93	20,727
Pace Percentage	25.79%	138.15%	171.12%	78.20%	341.73%	14.21%	0.00%	206.32%	0.00%	39.22%	7.67%	0.00%	103%
Demand													
Total RNs	130	3,135	9,449	3,076	3,136	3,675	963	6,889	681	4,180	511	532	36,357
Target	504	540	4,280	2,220	695	1,935	1,441	2,421	500	714	2,230	57	17,539
Variance	-882	1,310	1,976	-803	1,235	-1,608	-3,345	2,744	-939	2,163	-2,270	140	-278
Historical Avg	1,012	1,825	7,473	3,879	2,041	5,815	4,958	4,875	1,969	2,549	3,671	538	40,605
Conversion													
Tentative Room Nights	0	0	0	0	60	165	0	695	136	0	190	0	1,246
Lost Room Nights	0	2,389	2,125	1,340	700	3,235	963	1,200	545	3,900	150	532	17,079
Conversion Percentage	100.00%	23.80%	77.50%	56.40%	77.20%	7.80%	0.00%	80.60%	0.00%	6.70%	53.30%	0.00%	51%



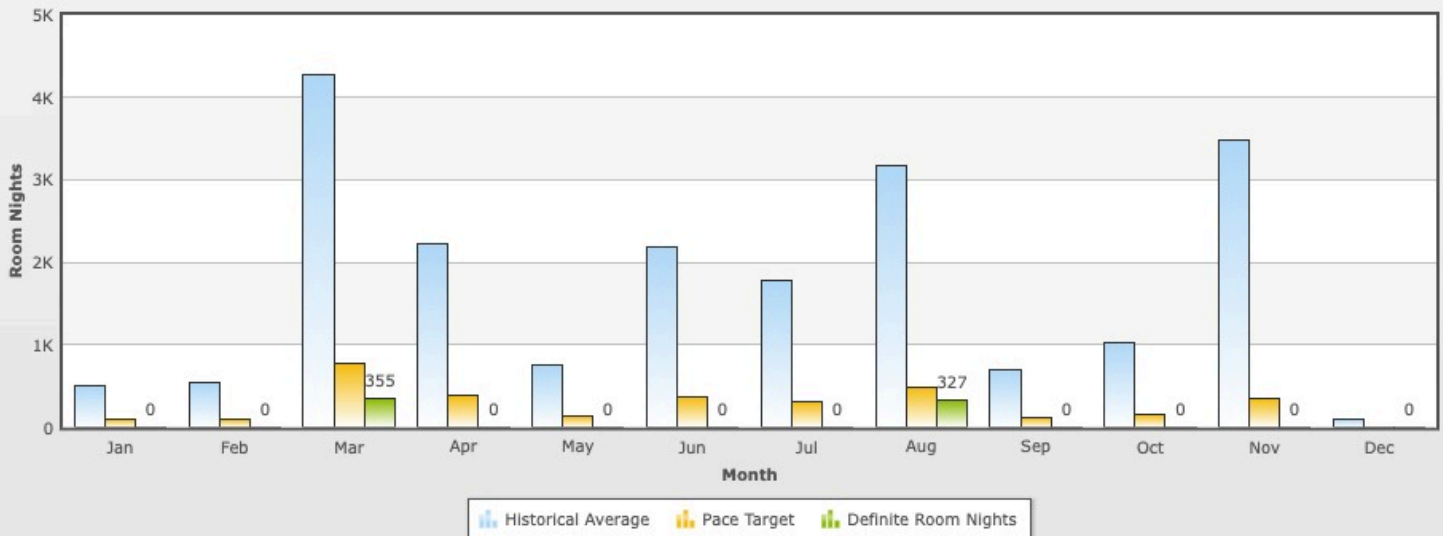
2025	Jan	Feb	Mar	Apr	May	Jun	Jul	Aug	Sep	Oct	Nov	Dec	Total
Consumption (Definite Room Nights)													
Definite Room Nights	0	0	5,365	0	0	0	0	0	0	220	0	0	5,585
Target	305	280	1,881	780	219	600	489	862	178	261	760	20	6,636
Variance	-305	-280	3,484	-780	-219	-600	-489	-862	-178	-41	-760	-20	-1,051
Historical Monthly Avg	504	540	4,280	2,220	750	2,192	1,787	3,164	692	1,025	3,480	93	20,727
Pace Percentage	0.00%	0.00%	285.17%	0.00%	0.00%	0.00%	0.00%	0.00%	0.00%	84.43%	0.00%	0.00%	84%
Demand													
Total RNs	100	2,025	5,365	660	652	2,700	1,000	638	160	2,963	1,000	1,500	18,763
Target	305	280	1,881	780	219	600	489	862	178	261	760	20	6,636
Variance	-616	806	851	-1,397	-336	-102	-1,238	-1,471	-680	1,909	-505	1,283	-1,496
Historical Avg	1,012	1,825	7,473	3,879	2,041	5,815	4,958	4,875	1,969	2,549	3,671	538	40,605
Conversion													
Tentative Room Nights	100	45	0	0	252	0	1,000	638	160	250	1,000	1,500	4,945
Lost Room Nights	0	1,980	0	660	400	2,700	0	0	0	2,493	0	0	8,233
Conversion Percentage	0.00%	0.00%	100.00%	0.00%	0.00%	0.00%	0.00%	0.00%	0.00%	8.10%	0.00%	0.00%	40%

### Monthly Sales Pace 2025



2026	Jan	Feb	Mar	Apr	May	Jun	Jul	Aug	Sep	Oct	Nov	Dec	Total
<b>Consumption (Definite Room Nights)</b>													
Definite Room Nights	0	0	355	0	0	0	0	327	0	0	0	0	682
Target	106	105	779	391	131	372	303	491	107	159	348	9	3,303
Variance	-106	-105	-424	-391	-131	-372	-303	-164	-107	-159	-348	-9	-2,621
Historical Monthly Avg	504	540	4,280	2,220	750	2,192	1,787	3,164	692	1,025	3,480	93	20,727
Pace Percentage	0.00%	0.00%	45.54%	0.00%	0.00%	0.00%	0.00%	66.56%	0.00%	0.00%	0.00%	0.00%	21%
<b>Demand</b>													
Total RNs	0	0	955	0	450	425	0	327	500	948	0	1,500	5,105
Target	106	105	779	391	131	372	303	491	107	159	348	9	3,303
Variance	-391	-671	-1,635	-1,288	-195	-1,345	-1,496	-1,088	2	332	-835	1,379	-7,231
Historical Avg	1,012	1,825	7,473	3,879	2,041	5,815	4,958	4,875	1,969	2,549	3,671	538	40,605
<b>Conversion</b>													
Tentative Room Nights	0	0	0	0	0	425	0	0	500	948	0	1,500	3,373
Lost Room Nights	0	0	600	0	450	0	0	0	0	0	0	0	1,050
Conversion Percentage	0.00%	0.00%	37.20%	0.00%	0.00%	0.00%	0.00%	100.00%	0.00%	0.00%	0.00%	0.00%	39%

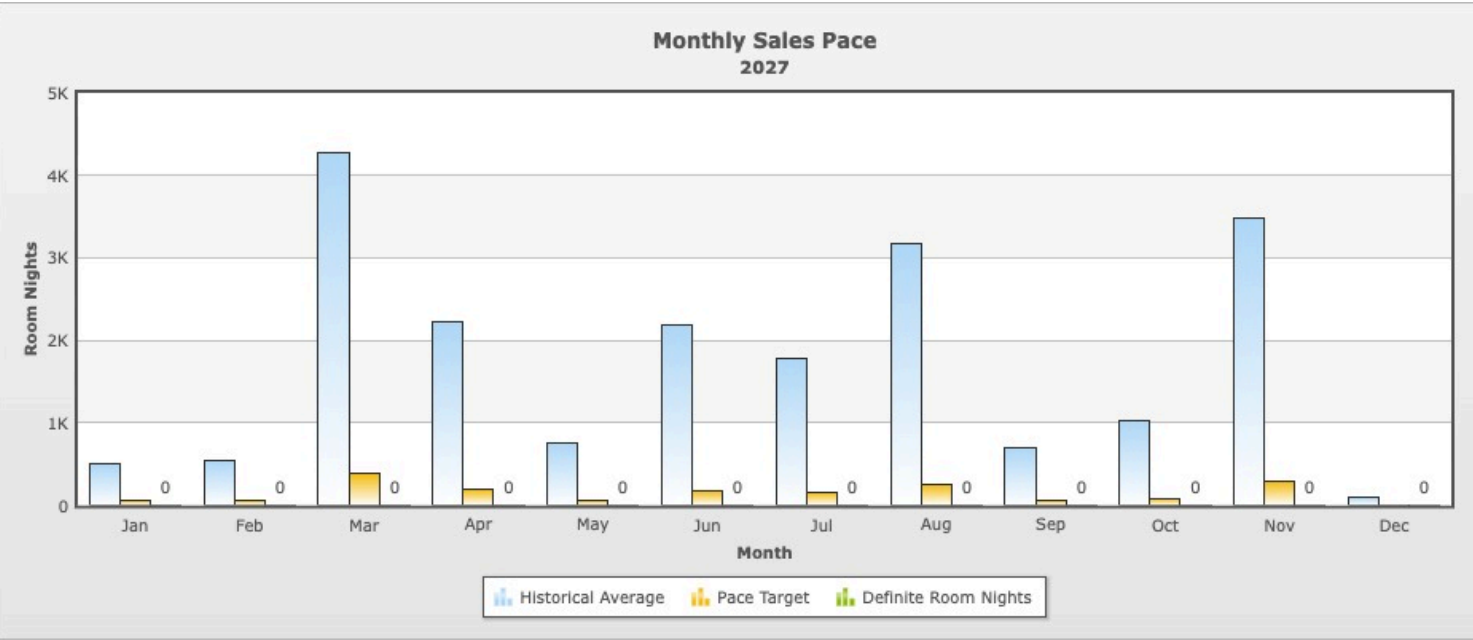
### Monthly Sales Pace 2026



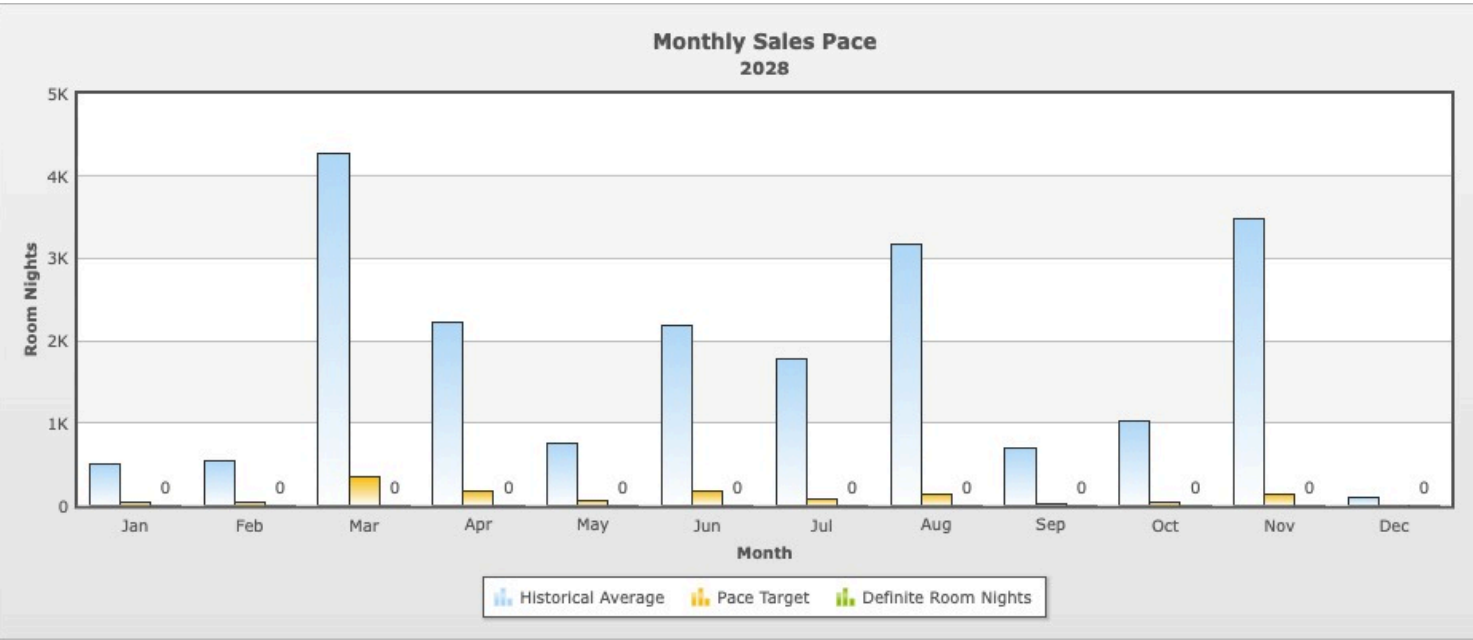
2027	Jan	Feb	Mar	Apr	May	Jun	Jul	Aug	Sep	Oct	Nov	Dec	Total
<b>Consumption (Definite Room Nights)</b>													
Definite Room Nights	0	0	0	0	0	0	0	0	0	0	0	0	0
Target	50	50	394	200	67	180	147	260	57	84	286	8	1,783
Variance	-50	-50	-394	-200	-67	-180	-147	-260	-57	-84	-286	-8	-1,783
Historical Monthly Avg	504	540	4,280	2,220	750	2,192	1,787	3,164	692	1,025	3,480	93	20,727
Pace Percentage	0.00%	0.00%	0.00%	0.00%	0.00%	0.00%	0.00%	0.00%	0.00%	0.00%	0.00%	0.00%	0%
<b>Demand</b>													
Total RNs	0	0	1,531	609	0	7,500	0	0	0	0	0	0	9,640



2027	Jan	Feb	Mar	Apr	May	Jun	Jul	Aug	Sep	Oct	Nov	Dec	Total
Target	50	50	394	200	67	180	147	260	57	84	286	8	1,783
Variance	-216	-330	255	-5	-293	6,685	-671	-656	-216	-253	-356	-51	3,893
Historical Avg	1,012	1,825	7,473	3,879	2,041	5,815	4,958	4,875	1,969	2,549	3,671	538	40,605
Conversion													
Tentative Room Nights	0	0	931	0	0	0	0	0	0	0	0	0	931
Lost Room Nights	0	0	600	609	0	7,500	0	0	0	0	0	0	8,709
Conversion Percentage	0.00%	0.00%	0.00%	0.00%	0.00%	0.00%	0.00%	0.00%	0.00%	0.00%	0.00%	0.00%	0%



2028	Jan	Feb	Mar	Apr	May	Jun	Jul	Aug	Sep	Oct	Nov	Dec	Total
Consumption (Definite Room Nights)													
Definite Room Nights	0	0	0	0	0	0	0	0	0	0	0	0	0
Target	41	44	352	183	62	180	73	130	28	42	143	4	1,284
Variance	-41	-44	-352	-183	-62	-180	-73	-130	-28	-42	-143	-4	-1,284
Historical Monthly Avg	504	540	4,280	2,220	750	2,192	1,787	3,164	692	1,025	3,480	93	20,727
Pace Percentage	0.00%	0.00%	0.00%	0.00%	0.00%	0.00%	0.00%	0.00%	0.00%	0.00%	0.00%	0.00%	0%
Demand													
Total RNs	0	0	1,531	0	0	0	0	0	0	0	0	0	1,531
Target	41	44	352	183	62	180	73	130	28	42	143	4	1,284
Variance	-85	-146	986	-264	-122	-314	-233	-229	-53	-62	-89	-12	-623
Historical Avg	1,012	1,825	7,473	3,879	2,041	5,815	4,958	4,875	1,969	2,549	3,671	538	40,605
Conversion													
Tentative Room Nights	0	0	931	0	0	0	0	0	0	0	0	0	931
Lost Room Nights	0	0	600	0	0	0	0	0	0	0	0	0	600
Conversion Percentage	0.00%	0.00%	0.00%	0.00%	0.00%	0.00%	0.00%	0.00%	0.00%	0.00%	0.00%	0.00%	0%





<b>Legend</b>	
<b>Conversion</b>	
<b>Variance</b>	Difference Between The Booked Room Nights And Your Pace Target.
<b>Pace Percentage</b>	Percent Of Your Target Met For The Given Year. A Number Over 100% Implies You Are Pacing Ahead Of Your Typical Demand For The Year.
<b>Historical Avg</b>	Average Total Demand Per Year Based On An Analysis Of The Previous 5 Years Of Meetings
<b>Tentative</b>	Total Room Nights Requested For Events Beginning In The Given Month Or Year
<b>Demand</b>	
<b>Variance</b>	Difference Between Current Demand Figures And Your Demand Target
<b>Pace Percentage</b>	Percent Of Your Target Met For The Given Year. A Number Over 100% Implies You Are Pacing Ahead Of Your Typical Demand For The Year.
<b>Historical Avg</b>	Average Total Demand Per Year Based On An Analysis Of The Previous 60 Months Of Meetings.
<b>Definite</b>	Total Room Nights Requested For Events Beginning In The Given Month Or Year
<b>Target</b>	Total Room Nights Requested, Anticipated At This Time Based On An Analysis Of The Previous 5 Years Of Meetings, Accounting For What Percentage Of Your Business Typically Issues An Rfp That Far In Advance. For Example, If 28% Of Your Business Is Typically In The System 30 Months In Advance, Then Your Target For 30 Months From The Start Of The Current Month Would Be 28% Of Your Historical Average For That Month
<b>Consumption</b>	
<b>Variance</b>	Difference Between The Actual Room Nights Booked And Your Pace Target
<b>Pace Percentage</b>	Percent Of Your Target Met For The Given Period. A Number Over 100% Implies You Are Currently Pacing Ahead. A Number Under 100% Means That You Are Currently Behind Your Pace For That Period
<b>Historical Avg</b>	For The Annual Figures, This Is The Average Room Nights Booked Per 12 Month Period Based On An Analysis Of The Previous X Months Of Events. For The Monthly Figures, It Is The Average Room Nights Booked During That Month Over The Past 5 Years.
<b>Definite</b>	Booked Room Nights Associated With Events That Are Beginning In The Given Year/Month
<b>Target</b>	Booked Room Nights Anticipated At This Time Based On An Analysis Of The Previous 5 Years Of Meetings, Accounting For What Percentage Of Your Business Typically Books That Far In Advance. For Example, If 28% Of Your Business Typically Books 30 Months In Advance, Then Your Target For 30 Months From The Start Of The Current Month Would Be 28% Of Your Historical Average For That Month

## Report: Booked Business by Arrival Month




Prepared On: 05/22/2024  
Prepared By: Sean Dixon

## Report: Lost Business Report

Date Range: 01/01/2024 - 05/31/2024

### Lost Business Report



#### Lost Reason

Inadequate Convention Center facilities  
Not enough interest by local group to host  
Multiple Reasons

#### Economic Impact

\$606,000.00  
\$14,920.00  
\$0.00

#### Lost Count

1  
1  
0

#### Lost Business Detail

Organization Name	Lead Name	Meeting Start Date	Room Attendees	Room Nights	Economic Impact	Lost Reason	Lost Note
<a href="#">Sweet Adelines Region 5 Spirit of the Midwest</a>	<a href="#">Sweet Adelines 2027 Regional Competition</a> [9396]	04/22/2027	1,000	609	\$606,000.00	Inadequate Convention Center facilities	Stated due to a bad experience in Topeka. Could not provide additional information
<a href="#">National Association of Credit Specialists</a>	<a href="#">2025 Zone B Meeting</a> [9401]	02/05/2025	70	80	\$14,920.00	Not enough interest by local group to host	Rec'd email from Stacey saying they have decided to go a different route.

All Users

Add comparison

This year (Jan – Today)

Jan 1 – May 21, 2024

Compare: Jan 1 - May 21, 2023

Reports snapshot

Users

196K

↑78.3%

New users

194K

↑78.7%

Average engagement time

43s

↓24.8%

Total revenue

\$0.00

-

New users by First user primary channel group (Default Channel Group)

Organic Search

Organic Social

Paid Search

Direct

Referral

Paid Social

Paid Other

85K

65K

35K

15K

10K

5K

2K

This year (Jan – Today)

Same period last year

[View user acquisition](#)

Sessions by Session primary channel group

Organic Search

Organic Social

Paid Search

Direct

Referral

Unassigned

Paid Social

111K

61K

37K

16K

8.8K

1.7K

588

↑38.2%

↑259.6%

↑81.3%

↑28.9%

↑96.9%

↑163.2%

↑58,700.0%

[View traffic acquisition](#)

Users by Country

COUNTRY	USERS
United States	187K ↑77.5%
Poland	3.1K ↑10,75...
Canada	1.8K ↑101.7%
India	1K ↑196.2%
France	448 ↑446.3%
Germany	315 ↓2.5%
United Kingdom	218 ↑15.3%

[View countries](#)

How are active users trending?

User activity over time

44K

11K

1.6K

30 DAYS

7 DAYS

1 DAY

How well do you retain your users?

User activity by cohort

Based on device data only

	Week 0	Week 1	Week 2	Week 3	Week 4	Week 5
All Users	100.0%	1.5%	0.6%	0.5%	0.4%	0.2%
Apr 7 - Apr 13						
Apr 14 - Apr 20						
Apr 21 - Apr 27						
Apr 28 - May 4						
May 5 - May 11						
May 12 - May 18						

6 weeks ending May 18

[View retention](#)

Which pages and screens get the most views?

Views by Page title and screen class

PAGE TITLE AND SCREEN ...	VIEWS
Topeka 365	35K ↓7.4%
Topeka Restaurants	17K ↓25.0%
Free Topeka Visitor's Guide   ...	28K ↑219.4%
Topeka Attractions	19K ↑22.4%
Topeka Events	11K ↓17.7%
Visit Topeka, Kansas	12K ↓6.6%
The Crossroads to Freedom	15K ↑1,481.2%

[View pages and screens](#)

What are your top events?

Event count by Event name

EVENT NAME	EVENT COUNT
scroll	709K ↑860.9...
page_view	396K ↑37.0%
session_start	237K ↑76.4%
first_visit	194K ↑78.7%
user_engagement	139K ↓8.7%
filter	39K -
click	17K ↓5.9%

[View events](#)

What are your top performing key events?

Key events by Event name

EVENT NAME	KEY EVENTS
ua_3_minutes_on_site	27K -
request_a_guide	27K -
request_visitorsguide	3.6K ↑305.9...
Download Visitors Gu...	3.8K ↑715.2...
visitors_guide_reque...	920 -
download_visitors_gu...	407 -
e_news_signup_2021	371 -

Where does your LTV come from?

LTV by First user primary channel group (Default ...)

No data available

[View user acquisition cohorts](#)

What are your top selling products?

Items purchased by Item name

No data available

[View items](#)

How does activity on your platforms compare?

Key events by Platform

100.0%

↑4,554.4%

WEB

[View tech details](#)

© 2024 Google | Analytics home | Terms of Service | Privacy Policy | Send feedback

# **Visit Topeka, Inc.**

## **Financial Statements**

**March 31, 2024**



**Visit Topeka, Inc**  
**Financial Discussion – Q1 2024**

**Statement of Financial Position - Public**

Cash and cash equivalents are up \$171K vs last year due primarily to total change in net assets of \$157K in 2023.

Other current receivables are lower than last year by \$110K due to lower TGT performance/collections.

**Statement of Activities - Public**

Public revenue is lower than budget by \$98K due to lower TGT performance/collections.

Grants/sponsorships/contributions/scholarships are lower than budget by \$21K due primarily to timing of bid expenses.

Dues/subscriptions are lower than budget by \$10K due to timing of certain organizational dues.

YTD Changes in Net Assets are worse than budget by \$27K.

**Statement of Activities – Private**

Advertising expense of \$9K is the expense incurred so far for 2024 co-op marketing campaigns.

Greater Topeka Partnership  
Visit Topeka, Inc  
Statement of Financial Position  
As of March 31, 2024

	Public March 31, 2024 Current Year	Public March 31, 2023 Prior Year	Public March 31, 2024 Current vs Prior	Private March 31, 2024 Current Year	Private March 31, 2023 Prior Year	Private March 31, 2024 Current vs Prior
<b>Assets</b>						
Cash and Cash Equivalents	1,651,402	1,480,850	170,552	10,076	10,076	0
Accounts receivable, net	17,300	27,250	(9,950)	21,000	1,175	19,825
Other current receivables	393,174	503,091	(109,917)	0	0	0
Prepays and other current assets	77,902	99,203	(21,301)	5,375	245	5,130
IU Rec/Pay	(316,042)	(254,577)	(61,465)	(21,481)	(15,538)	(5,943)
Total Current assets	1,823,736	1,855,818	(32,082)	14,970	(4,042)	19,012
Fixed assets, net	56,781	22,256	34,525	0	0	0
<b>Total Assets</b>	<b>1,880,517</b>	<b>1,878,074</b>	<b>2,443</b>	<b>14,970</b>	<b>(4,042)</b>	<b>19,012</b>
<b>Liabilities</b>						
Accounts payable	4,327	962	3,365	3,603	0	3,603
Deferred revenue	18,188	(3,250)	21,438	16,749	1,000	15,749
Accrued expenses and other	4,235	3,298	937	21	(14)	35
Total Current liabilities	26,750	1,010	25,740	20,373	986	19,387
Funds held for others	(8,322)	(8,322)	0	9,577	9,576	0
<b>Total Liabilities</b>	<b>18,428</b>	<b>(7,312)</b>	<b>25,740</b>	<b>29,950</b>	<b>10,562</b>	<b>19,387</b>
<b>Net assets</b>						
Total Changes in Net Assets	(36,521)	144,275	(180,796)	(2,987)	(6,593)	3,608
Unrestricted	1,452,266	1,294,767	157,499	(11,993)	(8,011)	(3,983)
Restricted	446,344	446,344	0	0	0	0
<b>Total Liabilities and net assets</b>	<b>1,880,517</b>	<b>1,878,074</b>	<b>2,443</b>	<b>14,970</b>	<b>(4,042)</b>	<b>19,012</b>

**Greater Topeka Partnership**  
**Visit Topeka, Inc**  
Statement of Activities - Public  
As of March 31, 2024

	QTD - Public March 31, 2024			QTD - Public March 31, 2023	QTD - Public March 31, 2024	YTD - Public March 31, 2024			YTD - Public March 31, 2023	YTD - Public March 31, 2024
	Actuals	Budget	Actuals vs Budget	Prior Year	Actuals vs PY	Actuals	Budget	Actuals vs Budget	Prior Year	Actuals vs PY
<b>Revenue</b>										
Event/program rev	0	0	0	24,981	(24,981)	0	0	0	24,981	(24,981)
Sponsorships	750	0	750	0	750	750	0	750	0	750
Public revenue	393,174	490,786	(97,612)	503,091	(109,917)	393,174	490,786	(97,612)	503,091	(109,917)
Total Earned revenue	393,924	490,786	(96,862)	528,072	(134,148)	393,924	490,786	(96,862)	528,072	(134,148)
Advertising revenue	47,812	45,000	2,812	48,591	(779)	47,812	45,000	2,812	48,591	(779)
Merchandise sales, net	180	0	180	0	180	180	0	180	0	180
Interest revenue	694	0	694	614	81	694	0	694	614	81
Total Other revenue	48,686	45,000	3,686	49,205	(518)	48,686	45,000	3,686	49,205	(518)
Total Revenue	\$ 442,610	\$ 535,786	\$ (93,176)	\$ 577,277	\$ (134,666)	\$ 442,610	\$ 535,786	\$ (93,176)	\$ 577,277	\$ (134,666)
<b>Expenses</b>										
Payroll/benefits	117,723	116,664	1,060	118,913	(1,190)	117,723	116,664	1,060	118,913	(1,190)
Other compensation	1,119	1,853	(733)	1,152	(32)	1,119	1,853	(733)	1,152	(32)
Other employee related costs	4,425	11,650	(7,226)	1,038	3,387	4,425	11,650	(7,226)	1,038	3,387
Total Personnel expenses	123,267	130,167	(6,899)	121,103	2,165	123,267	130,167	(6,899)	121,103	2,165
Professional services	4,853	6,250	(1,397)	38,180	(33,327)	4,853	6,250	(1,397)	38,180	(33,327)
Marketing	61,750	62,500	(750)	59,250	2,500	61,750	62,500	(750)	59,250	2,500
Administration	52,250	52,750	(500)	52,250	0	52,250	52,750	(500)	52,250	0
Total Purchased Services	118,853	121,500	(2,647)	149,680	(30,827)	118,853	121,500	(2,647)	149,680	(30,827)
Program/event expense	2,592	5,125	(2,532)	2,953	(361)	2,592	5,125	(2,532)	2,953	(361)
Sales travel	4,913	10,300	(5,388)	8,144	(3,231)	4,913	10,300	(5,388)	8,144	(3,231)
Hospitality	2,633	8,500	(5,866)	10,190	(7,557)	2,633	8,500	(5,866)	10,190	(7,557)
Grants/sponsor/contrib/scholar	43,473	64,250	(20,777)	7,250	36,223	43,473	64,250	(20,777)	7,250	36,223
Total Program expenses	53,611	88,175	(34,563)	28,537	25,074	53,611	88,175	(34,563)	28,537	25,074
Occupancy	12,101	12,975	(875)	13,201	(1,100)	12,101	12,975	(875)	13,201	(1,100)
Office expense	29,641	32,262	(2,621)	30,748	(1,107)	29,641	32,262	(2,621)	30,748	(1,107)
Dues/subscriptions	22,492	32,500	(10,008)	26,342	(3,851)	22,492	32,500	(10,008)	26,342	(3,851)
Advertising	113,360	121,500	(8,140)	60,287	53,074	113,360	121,500	(8,140)	60,287	53,074
Depreciation/amortization	3,752	4,873	(1,120)	1,669	2,083	3,752	4,873	(1,120)	1,669	2,083
Insurance/taxes/fees	54	1,199	(1,146)	1,435	(1,381)	54	1,199	(1,146)	1,435	(1,381)
Bad debt expense	2,000	0	2,000	0	2,000	2,000	0	2,000	0	2,000
Total Operational Expenses	183,400	205,309	(21,910)	133,682	49,718	183,400	205,309	(21,910)	133,682	49,718
Total Expenses	\$ 479,131	\$ 545,151	\$ (66,019)	\$ 433,002	\$ 46,130	\$ 479,131	\$ 545,151	\$ (66,019)	\$ 433,002	\$ 46,130
<b>Total Changes in Net Assets</b>	<b>\$ (36,521)</b>	<b>\$ (9,365)</b>	<b>\$ (27,156)</b>	<b>\$ 144,275</b>	<b>\$ (180,796)</b>	<b>\$ (36,521)</b>	<b>\$ (9,365)</b>	<b>\$ (27,156)</b>	<b>\$ 144,275</b>	<b>\$ (180,796)</b>



Greater Topeka Partnership  
Visit Topeka, Inc  
Statement of Activities - Private  
As of March 31, 2024

	QTD - Private March 31, 2024			QTD - Private March 31, 2023		QTD - Private March 31, 2024		YTD - Private March 31, 2024			YTD - Private March 31, 2023		YTD - Private March 31, 2024	
	Actuals	Budget	Actuals vs Budget	Prior Year		Actuals vs PY		Actuals	Budget	Actuals vs Budget	Prior Year		Actuals vs PY	
Revenue														
Other revenue	6,150	0	6,150	0	6,150	6,150	6,150	0	6,150	0	6,150	0	6,150	
Merchandise sales, net	(11)	150	(161)	0	(11)	(11)	150	(161)	0	(11)	0	(11)		
Total Other revenue	6,139	150	5,989	0	6,139	6,139	150	5,989	0	6,139	0	6,139		
Total Revenue	\$ 6,139	\$ 150	\$ 5,989	\$ 0	\$ 6,139	\$ 6,139	\$ 150	\$ 5,989	\$ 0	\$ 6,139	\$ 0	\$ 6,139		
Expenses														
Advertising	9,106	0	9,106	6,594	2,512	9,106	0	9,106	6,594	2,512				
Insurance/taxes/fees	19	0	20	0	20	19	0	20	0	20				
Total Operational Expenses	9,125	0	9,126	6,594	2,532	9,125	0	9,126	6,594	2,532				
Total Expenses	\$ 9,125	\$ 0	\$ 9,126	\$ 6,594	\$ 2,532	\$ 9,125	\$ 0	\$ 9,126	\$ 6,594	\$ 2,532				
Total Changes in Net Assets	\$ (2,986)	\$ 150	\$ (3,136)	\$ (6,594)	\$ 3,607	\$ (2,986)	\$ 150	\$ (3,136)	\$ (6,594)	\$ 3,607				

Greater Topeka Partnership  
Visit Topeka, Inc  
Statement of Activities by Department  
As of March 31, 2024

	Sales March 31, 2024			General March 31, 2024			Publications March 31, 2024			BID March 31, 2024			Total March 31, 2024		
	Actuals	Budget	Actuals vs Budget	Actuals	Budget	Actuals vs Budget	Actuals	Budget	Actuals vs Budget	Actuals	Budget	Actuals vs Budget	Actuals	Budget	Actuals vs Budget
Revenue															
Sponsorships	0	0	0	750	0	750	0	0	0	0	0	0	750	0	750
Public revenue	0	0	0	345,119	430,757	(85,638)	0	0	0	48,055	60,029	(11,974)	393,174	490,786	(97,612)
Total Earned revenue	0	0	0	345,869	430,757	(84,888)	0	0	0	48,055	60,029	(11,974)	393,924	490,786	(96,862)
Advertising revenue	0	0	0	0	0	0	47,812	45,000	2,812	0	0	0	47,812	45,000	2,812
Merchandise sales, net	0	0	0	0	0	0	0	0	0	0	0	0	180	0	180
Interest revenue	0	0	0	695	0	695	0	0	0	0	0	0	694	0	694
Total Other revenue	0	0	0	695	0	695	47,812	45,000	2,812	0	0	0	48,686	45,000	3,686
Total Revenue	\$ 0	\$ 0	\$ 0	\$ 346,564	\$ 430,757	\$ (84,193)	\$ 47,812	\$ 45,000	\$ 2,812	\$ 48,055	\$ 60,029	\$ (11,974)	\$ 442,610	\$ 535,786	\$ (93,176)
Expenses															
Payroll/benefits	0	0	0	117,724	116,664	1,059	0	0	0	0	0	0	117,723	116,664	1,060
Other compensation	0	0	0	1,119	1,853	(733)	0	0	0	0	0	0	1,119	1,853	(733)
Other employee related costs	2,019	9,250	(7,231)	2,405	2,400	5	0	0	0	0	0	0	4,425	11,650	(7,226)
Total Personnel expenses	2,019	9,250	(7,231)	121,248	120,917	331	0	0	0	0	0	0	123,267	130,167	(6,899)
Professional services	0	0	0	3,108	6,250	(3,142)	1,745	0	1,746	0	0	0	4,853	6,250	(1,397)
Marketing	0	0	0	61,750	62,500	(750)	0	0	0	0	0	0	61,750	62,500	(750)
Administration	0	0	0	52,250	52,750	(500)	0	0	0	0	0	0	52,250	52,750	(500)
Total Purchased Services	0	0	0	117,108	121,500	(4,392)	1,745	0	1,746	0	0	0	118,853	121,500	(2,647)
Program/event expense	0	1,000	(1,000)	2,592	2,625	(33)	0	0	0	0	1,500	(1,500)	2,592	5,125	(2,532)
Sales travel	4,788	10,300	(5,512)	125	0	125	0	0	0	0	0	0	4,913	10,300	(5,388)
Hospitality	2,600	6,700	(4,100)	7	1,800	(1,793)	26	0	26	0	0	0	2,633	8,500	(5,866)
Grants/sponsor/contrib/scholar	2,898	1,500	1,398	25,575	17,000	8,575	0	0	0	15,000	45,750	(30,750)	43,473	64,250	(20,777)
Total Program expenses	10,286	19,500	(9,214)	28,299	21,425	6,874	26	0	26	15,000	47,250	(32,250)	53,611	88,175	(34,563)
Occupancy	0	0	0	11,826	12,974	(1,149)	275	0	275	0	0	0	12,101	12,975	(875)
Office expense	1,297	200	1,097	2,428	5,825	(3,397)	25,917	26,238	(321)	0	0	0	29,641	32,262	(2,621)
Dues/subscriptions	4,351	8,550	(4,199)	18,140	23,950	(5,810)	0	0	0	0	0	0	22,492	32,500	(10,008)
Advertising	1,200	0	1,200	40,167	26,500	13,668	71,993	95,000	(23,007)	0	0	0	113,360	121,500	(8,140)
Depreciation/amortization	0	0	0	3,752	4,873	(1,121)	0	0	0	0	0	0	3,752	4,873	(1,120)
Insurance/taxes/fees	0	0	0	(70)	1,199	(1,270)	125	0	125	0	0	0	54	1,199	(1,146)
Bad debt expense	0	0	0	0	0	0	2,000	0	2,000	0	0	0	2,000	0	2,000
Total Operational Expenses	6,848	8,750	(1,902)	76,243	75,321	921	100,309	121,238	(20,929)	0	0	0	183,400	205,309	(21,910)
Total Expenses	\$ 19,153	\$ 37,500	\$ (18,347)	\$ 342,898	\$ 339,163	\$ 3,734	\$ 102,080	\$ 121,238	\$ (19,157)	\$ 15,000	\$ 47,250	\$ (32,250)	\$ 479,131	\$ 545,151	\$ (66,019)
Total Changes in Net Assets	\$ (19,153)	\$ (37,500)	\$ 18,347	\$ 3,666	\$ 91,594	\$ (87,928)	\$ (54,268)	\$ (76,238)	\$ 21,970	\$ 33,055	\$ 12,779	\$ 20,276	\$ (36,521)	\$ (9,365)	\$ (27,156)

**Greater Topeka Partnership**  
**Visit Topeka, Inc**  
**Statement of Activities by Month**  
**As of March 31, 2024**

	January 31, 2024	February 29, 2024	March 31, 2024	Total March 31, 2024
	Actuals	Actuals	Actuals	Actuals
<b>Revenue</b>				
Sponsorships	250	250	250	750
Public revenue	101,391	133,516	158,267	393,174
Total Earned revenue	101,641	133,766	158,517	393,924
Other revenue	1,750	2,200	2,200	6,150
Advertising revenue	47,604	104	104	47,812
Merchandise sales, net	28	78	63	169
Interest revenue	258	233	204	695
Total Other revenue	49,640	2,615	2,571	54,826
Total Revenue	\$ 151,281	\$ 136,381	\$ 161,088	\$ 448,750
<b>Expenses</b>				
Payroll/benefits	39,097	38,523	40,104	117,724
Other compensation	200	719	200	1,119
Other employee related costs	1,750	1,260	1,415	4,425
Total Personnel expenses	41,047	40,502	41,719	123,268
Professional services	930	1,261	2,662	4,853
Marketing	20,583	20,583	20,584	61,750
Administration	17,417	17,417	17,416	52,250
Total Purchased Services	38,930	39,261	40,662	118,853
Program/event expense	2,192	250	150	2,592
Sales travel	1,764	159	2,990	4,913
Hospitality	637	1,988	8	2,633
Grants/sponsor/contrib/scholar	13,575	398	29,500	43,473
Total Program expenses	18,168	2,795	32,648	53,611
Occupancy	4,216	3,436	4,448	12,100
Office expense	17,256	5,458	6,929	29,642
Dues/subscriptions	6,618	8,211	7,661	22,492
Advertising	80,738	17,015	24,714	122,466
Depreciation/amortization	1,251	1,250	1,250	3,752
Insurance/taxes/fees	148	32	(106)	73
Bad debt expense	0	2,000	0	2,000
Total Operational Expenses	110,227	37,402	44,896	192,525
Total Expenses Before Incentives	208,372	119,960	159,925	488,257
Total Expenses	\$ 208,372	\$ 119,960	\$ 159,925	\$ 488,257
<b>Total Changes in Net Assets</b>	<b>\$ (57,091)</b>	<b>\$ 16,421</b>	<b>\$ 1,163</b>	<b>\$ (39,507)</b>



# 2024 Citywide Calendar

Updated: Thursday, May 16, 2024

## January

3 – 2/11 Light & Shadow Exhibit @ Mulvane Art  
5 Laugh Lines @ TCT  
5 Live Music – Miki P and the Swallowtails @  
Compass Point  
5 First Friday Artwalk @ NOTO  
5 Nate in the Evening @ Brass Rail  
5 The Basement Melons @ Happy Basset  
5-7 Topeka Swim Association – 2024 True Blue Igloo  
6 Heart of America Volleyball 2024  
6 EZ Pieces at VFW Post 1650  
6 Steel Skarecrow @ The Barrel House  
8 Brownstone Monthly Open House  
8 Winter Cookie Decorating Class @ Sweet! Baking  
Supply  
9 Tradexpos Farm Show @ SVEC  
11 World Wine Tour: Chile @ The Beacon  
12 2024 Behavioral Health Symposium @ SVH Pozez  
Auditorium  
12 Sloppy But Lucky @ The Celtic Fox  
12 The Steve Kile Band @ The Vinewood  
12 Trivia Night FUN-draiser for ODIM @ Compass  
Point  
13 Bird Walk at Shunga Park  
13 Heart of America Volleyball 2024  
13 Car Seat Checkup Event @ Topeka Fire Station  
#5  
13 Milltown @ The Boobie Trap  
13 Wood Valley Pickers @ Classic Bean  
13-14 Epsilon Sigma Alpha  
14 Jayhawk Theatre Walking Tour  
14 Touch a Tutu Free Event @ Kansas Ballet  
18 Sawyer Brown Concert @ Prairie Band Casino &  
Resort  
18 Grease Movie & Trivia Night @ Happy Basset  
19 Live Music "Weda Skirts" @ Compass Point  
19 Savanna Chestnut and the Field Hands @ Happy  
Basset  
20 Topeka Bridal Fair @ SVEC  
20 Josh Vowell Blues Band @ Happy Basset  
21 "Which Hat Will You Wear Today" Author  
Discussion @ The Ritchie House  
23-2/11 Light and Shadow @ Topeka & Shawnee County  
Public Library  
23-4/17 XOXO: An Exhibit About Love & Forgiveness @  
KCDC

24 Stormont Vail Health Community Blood Drive  
25 World Wine Tour: Kansas @ The Beacon  
25 Tequila Pairing #9 @ Happy Basset  
26-28 Kansas Sports & Outdoor Classic @ SVEC  
26 Switch In Time @ The Barrel House  
26 Cosplay Party @ Spawn Inn  
27 Washburn Soccer Winter ID Camp  
27 24k TOPCITY Kickoff Party @ Rose Wood Event  
Venue  
27 Snowflakes & Clover Fairground Fundraiser @ The  
Foundry  
27 American Legion Auxiliary Chili Cook-off  
27 Barb's Country Barn Sip & Shop Valentines  
Market  
27 Strange Highway @ Brass Rail Tavern  
28 "Steamboats on the Kansas River" Discussion  
w/Ken Gott @ The Ritchie House  
31 Car Seats: Beyond the Basics @ Stormont Vail  
Health Pozez Education Center

## February

1-2 Topeka Fire Fighters Auxiliary Gala  
1-4 Kansas Muzzle Loading Association  
2-3/30 "Say It Loud!" Art Exhibition @ ArtsConnect  
2-3 Royal Events Group – The Midwest Crown  
2-4 Topeka Home Show @ SVEC  
2 First Friday Artwalk @ NOTO  
3 Backroads @ The Barrel House  
3 The Midwest Crown: Royal Events Cheer &  
Dance Competition @ SVEC  
3 Valentine's Coffee Flight @ Fellowship Bible  
Church  
4 "Newtek Media" Discussion @ The Ritchie House  
4 Happy Basset Soup'er Bowl Competition  
5 Brownstone Monthly Open House  
5 A Night at the Cabaret: A Topeka Festival Singers  
Fundraising Event @ TCT  
6 Intro to Backpacking @ Compass Point  
6 Topeka Day at the Capitol @ Kansas State  
Capitol Building  
8 World Wine Tour: Napa Valley @ The Beacon  
8 Valentines Cookie Decorating Class @ 785 Beer  
Company  
8 World Wine Tour: Napa Valley @ The Beacon  
9 A King's First Queen: Mother & Son Valentines  
Date @ 917 N Kansas Ave.

# 2024 Citywide Calendar

Updated: Thursday, May 16, 2024

9 Night to Shine @ 1201 SW 6<sup>th</sup> Ave  
 9 The Roaring 2020's @ 3121 SW Huntoon  
 9-11 Topeka Swim Association 2024 MVS Short Course Dist Championships  
 10 Bird Walk at Shunga Park  
 10 2<sup>nd</sup> Annual Valentine's Sip & Shop @ The Woodshed  
 10 Cooke Decorating w/Jamie Bs Cookies @ 4032 SW Huntoon  
 10 Galentines' Girls Night @ First Baptist Church  
 10 The Woodshed Speed Dating Event  
 10-11 RK Gun Show @ SVEC  
 11 This One's for the Girls: Galentines Celebration @ 917 N Kansas Ave  
 12 Speed Dating Night @ Happy Basset  
 13 Bubble & Besties Tasting @ The Tee Box  
 13 Valentine Pairing & Roll of the Dice @ 4034 SW Huntoon  
 14 Axe the Ex: Valentine's Day Event @ Axe & Ale  
 14 Valentine's Day @ Happy Basset  
 14 Valentine's Day Clay @ Fire Me Up Ceramics  
 15 Larry the Cable Guy LIVE Show @ Prairie Band Casino & Resort  
 15 Dinosaur World Live @ TPAC  
 15 Jericho Hocket Book Release Party @ WU  
 15 Quey Percussion Duo @ WU  
 15-17 2024 6-1A Boys State Swimming & Diving  
 16 Kansas Lawn & Garden Show @ SVEC  
 16 Laugh Lines Improve Comedy @ TCT  
 16 Elvin Graves Jr. & the MultiGenre Experience @ 816 N Kansas Ave  
 17 Camelot and Camelittle @ TCT  
 17 Daddy Daughter Dance @ The Brownstone  
 17 Mad Machelles @ Happy Basset  
 17 Heart of America Volleyball 2024  
 17 #UnfinishedBusiness @ White Concert Hall  
 18 "Never Seen a Finer Day" Book Discussion @ The Ritchie House  
 18 WU Faculty Recital @ White Concert Hall  
 19 Kansas Black Legislative Day at the Capitol  
 22 Skate Like MADD @ Sk8away  
 23 Hero Day @ Bonkers  
 23-25 Arab Shrine Circus @ SVEC

23-25 MIAA 2024 Men's & Women's Conference Championships  
 23-25 RV & Boat Show @ SVEC  
 23-5/19 Our Stories: African American Topeka Before & After Brown @ TSPL  
 24 Great Overland Station Comic Convention @ GOS  
 24 Pancake Feud & Raffle @ 2303 SE College Ave  
 24 Pop Up Vendor Fair @ TPAC  
 24 Brothers of the Dust @ WU  
 25 "The Stauffer Family" Discussion with Pete Stauffer @ The Ritchie House  
 28 Dodge City Night in Topeka  
 29 Dinner and a Mystery @ Happy Basset  
 29 Mulvane Poetry Workshop @ memorial Union Underground, WU  
 29 – 1 2024 Leadership Challenge Event @ WU

## March

1 First Friday Artwalk @ NOTO  
 1 First Friday Music @ Redbud Park, Caleb Nelson  
 1 Audacity & Tenacity – Opening Night @ The Coffee Bar  
 1 First Friday Music @ Redbud park, Caleb Nelson, Redbud Park  
 1-2 Smash it Derby: Capital City Carnage @ SVEC  
 1-3 Dance Champs – 2024 Topeka Regional Competition  
 2 Springtime Pop-Up Craft Show @ Tammy's Billard Airport Restaurant  
 2 Heart of America Volleyball 2024  
 4 Ad Astra Per Aspera: Overcome @ White Concert Hall  
 4 The Brownstone Monthly Open House  
 4 Ad Astra Per Aspera: Overcome @ White Concert Hall  
 5 Thomas L. King Lecture @ WU  
 6 Stephen Fire: Giddy Up & Learn Tour @ TPAC  
 6 Painting Workshop @ Garvey fine Arts Center, WU  
 6 Stephen Fite: Giddy Up & Learn Tour @ TPAC  
 7 Bret Michaels @ Prairie Band Casino & Resort  
 7 Girls Night Out @ Happy Basset

# 2024 Citywide Calendar

Updated: Thursday, May 16, 2024

- |       |  |         |   |
|-------|--|---------|---|
| 7     | Nikki Giovanni Discussion @ Memorial Union WU                                    | 4       | Dwight Yoakam @ TPAC  |
| 7-10  | USA Wrestling: 2024 KS State Folkstyle Championships                             | 4       | Gary Allan LIVE @ Prairie Band Casino & Resort                      |
| 8     | Delta Haze @ Aurora At the Vinewood  | 4-7     | Bravo National Dance & Talent Competition                           |
| 8-10  | Prestige Dance National Tour   | 5       | First Friday Artwalk @ NOTO   |
| 9     | Bird Walk at Shunga Park   | 5       | Audacity & Tenacity Monthly Art Exhibit @ The Coffee Bar            |
| 9     | Heart of America Volleyball 2024   | 5       | Youth Art Exhibition & Otto's Art Scavenger Hunt @ NOTO Arts Center |
| 10    | "Old Shawnee County Schools" discussion with Robert Chitwood @ The Ritchie House | 6       | Socking the Octopus @ TCT   |
| 10    | Spoken 4 Quartet at First Baptist Church Topeka                                  | 6       | Topeka Tropics Areana Football @ SVEC                               |
| 14-15 | Simply Travel Quilt Tour   | 6       | Breadbasket Farmers Market @ 1901 SW Wanamaker                      |
| 15-17 | Central States Shrine Association Spring Business Meeting                        | 7       | Topeka Youth Orchestra in Concert @ White Concert Hall, WU          |
| 16    | 2024 Blarney Breakfast @ Blind Tiger Brewery                                     | 9       | Build My Future @ SVEC  |
| 16    | 2024 St. Patrick's Day Parade & Irishfest Celebration – Kansas Ave               | 12-14   | Perfect Game Midwest 2024 Bettis Season Opener                      |
| 16    | St Patrick's Party & Irish Folk Music Show @ Celtic Fox                          | 13      | Pickleball Tournament @ 3909 SW Burlingame Road                     |
| 17    | Historic Items "Shoe & Tell" Program @ the Ritchie House                         | 13      | Blippi: The wonderful World Tour @ TPAC                             |
| 20    | Harlem Globetrotters World Tour 2024 @ SVEC                                      | 14-17   | Kansas Traffic Safety Conference                                    |
| 21    | Art Paint Party @ Happy Basset   | 18      | David Spade @ Prairie Band Casino & Resort                          |
| 21    | Jeff Foxworthy @ Prairie Band Casino & Resort                                    | 18      | Diversity Equity & Inclusion Seminar                                |
| 21-25 | American Cornhole League: 2024 ACL Open Pro Shoot Out                            | 18      | Girlfriend & Gratitude @ ROUGE Events                               |
| 21-24 | Kansas Association of Taxidermists 2024 KAT Conference                           | 18      | Our Stories: African American Topeka Before & After @ SCPL          |
| 23    | Ozark Mountain Daredevils & Topeka Symphony @ TPAC                               | 18      | WU Faculty Jazz Quintet - WU  |
| 23    | Milltown Band @ the VFW  | 18 – 26 | Jerold Binkley Tulip Time – Ted Ensley Garden                       |
| 23    | FREE Seed and Information Swap @ TSCPL   | 19      | Friday Night Funnies @ Cosmos Court                                 |
| 23    | World Waters Day @ Topeka Zoo  | 19      | It's Time to Shine! @ First Presbyterian Church of Topeka           |
| 24    | Los Tucanes De Tijuana @ SVEC  | 19      | The Book of Will @ TCT  |
| 26-27 | Baby Shark's Big Broadwave Tour! @ TPAC  | 19      | Witch, by Jen Silverman @ WU  |
| 29    | Trey Kennedy: Grow Up @ TPAC   | 19-21   | Perfect Game Midwest 2024 Capitol City Showdown                     |
| 30    | Topeka Tropics Areana Football @ SVEC  | 19-21   | USTA Missouri Valley Level 5 Open                                   |
| 30    | Eggstravaganza @ Topeka Zoo  | 20      | 2024 Paws in the Park @ Topeka West High School                     |
| 30    | #ItalyTravel @ White Concert Hall  | 20      | Party for the Planet @ Topeka Zoo                                   |
|       |  | 20      | NOTO IN BLOOM: Roaring 20's Benefit @NOTO Art Center                |
|       |  | 20      | African American Topeka History Tours @ Hotel Topeka                |

## April

- 1 Brownstone Monthly Open House  
 3-5 KS Future Business Leaders of America Leadership Conference



# 2024 Citywide Calendar

Updated: Thursday, May 16, 2024

20	Once Upon a Ballet: Fairytales in the Forest @ TPAC	3	Audacity & Tenacity Monthly Art Exhibit @ The Coffee Bar
20	Mark & the Sharks @ The Barrel House	3-5	Sunflower Soccer Association
20-21	Sunflower Soccer Association 2024	4	Kansas State High School Activities
20-21	Ballet Midwest Presents Swan Lake @ TPAC	4	Master Gardner Plant Sale @ SVEC
21	Book Launch for Last Light by Elizabeth Farnsworth @ TSPL	5	2024 Knights of Columbus Convention
22	Abilities Day at the Zoo	8	Zach Williams "A Hundred Highways" Tour @ SVEC
22-28	Grand Chapter of KS Order of Eastern Star: 148 <sup>th</sup> Annual Communication	8-9	Kansas Water Environment Association 2024 Annual Spring Conference
24	Live @ Lunch – Everygy Plaza	10	Milton at Compass Point
24	Nashville Nights @ TPAC	10-11	KS State High School Association: 4A Boys State Tennis
24	Topeka Pride Book Club @ Round Table Bookstore	11	Eddie Griffin @ TPAC
26	The Senior Class @ TCT	11	Endanger Species Day @ Topeka Zoo
26-28	Talent on Parade 2024 Capital City Showdown	11	Native Wildflower Sale @ Topeka Zoo
26-27	Perfect Game Midwest 2024 Topeka Shootout	11	Topeka Tropics Arena Football @ SVEC
27	TopCtiy Hal Marathon	13	Ad Astra Per Aspera: New Dream @ White Concert Hall
27	Roar & Pour @ The Topeka Zoo	13-18	Academy of African Business & Development AABD Conference
27	Kansas State High School Activities	15	Live @ Lunch – Everygy Plaza
27	#Hollywood @ White Concert Hall, WU	16	The Commodores LIVE @ Prairie Band Casino & Resort
27	Ad Astra Space Celebration @ Stoffer Science Hall WU	16	Eats & Beats @ Everygy Plaza
27	Christian Okoye Autograph Signing @ Prairie Band Casino	16	Stronger Together: The Power of Community @ White Concert Hall
27	Celebrity Pancake Feed @ Combat Air Museum	16	Celebrating a Legacy of Civil Rights @ Mulvane Art
27	El Dia del los Ninos Children's Day @ TSPL	16	Craving Light The Museum of Love & Reconning @ Mulvane Art
28	Talent on Parade 2024 Regional	16	Fiest Topeka Queen Candidate 2024 @ Our Lady of Guadalupe
28	Perfect Game Midwest 2024 Topeka	16	I Dream a World @ Mulvane Art
28	The WTCT Radio Players @ TCT	17	Anniversary of the Brown v. Board Supreme Court Decision @ BvB Education Historic Site
28-5/1	Kansas Funeral Directors Association Annual Convention 2024	17	33 <sup>rd</sup> Annual TARC Benefit Gold Tournament @ Lake Shawnee
<b>May</b>		17	NOTO Summer Concert "Severio Mancieri"
1	Live @ Lunch – Everygy Plaza	17	The Phil Collings Experience @ TPAC
2	Eats & Beats @ Everygy Plaza	17	Commemorative Play to Honor the Power of Collective Action @ White Concert Hall
2	Percussion Studio Recital @ White Concert Hall, WU	17	Friday Night Funnies @ Cosmos Court
2-5	Knights of Columbus 2024 Convention	17	Naked Mole rate Gets Dressed @ TCT
3	First Friday Artwalk @ NOTO		
3	Maria the Mexican @ Compass Point		
3	NOTO Redbud Festival Chalk Walk		

# 2024 Citywide Calendar

Updated: Thursday, May 16, 2024

17 African American Topeka History Tours @ Hotel Topeka  
 18 Brown v. Board 70<sup>th</sup> Anniversary Homecoming Celebration @ BvB Historic Site  
 18 Fight Night @ Evergy Plaza  
 21 May Night Out on Boswell @ Blooms on Boswell  
 22 Live @ Lunch – Evergy Plaza  
 22 Stormont Vail Health Community Blood Drive  
 23- 6/2 Evans Carnival  
 24 The Way Of Light Performance @ White Concert Hall  
 24-25 KS State High School Activities Assoc: 6A Girls State Soccer  
 25 KNG Museum Car & Truck Show – Museum of National Guard  
 25 Shockwave Fitness Fundraiser “Goat Yoga” @ 1801 SW Wanamaker for HHHS  
 30 Eats & Beats @ Evergy Plaza  
 30 Nashville Song Writers Night @ 785 Beer Company  
 31-6/2 American Legion Auxiliary

## June

1 2024 Miss Juneteenth Scholarship Pageant @ WU  
 1 2 Mile Fellowship Fun Run @ Shunga Trail  
 1 Summer Kickoff Party @ TSCPL  
 1-8/18 The Floor is Lava! @ Alice C. Sabatini Art Gallery  
 1 Capital City Crushers vs Twister City Roller Derby Bout @ Sk8away  
 1-2 Evan’s Carnival @ SVEC  
 1-2 Mulvane Art Fair @ WU  
 1-2 Germanfest 2024 @ Sacred Heart – St Joseph Parish  
 1-4 KS Rural Letter Carriers Annual Conference  
 5 Live @ Lunch – Evergy Plaza  
 5-7/27 Topeka Reflections: Unveiling the Soulf of the Heartland @ NOTO Arts Center  
 5-9 Church of the Living God Convention  
 6 Eats & Bates @ Evergy Plaza  
 7 First Friday Art Walk – NOTO Arts District  
 8 World Oceans Day @ Topeka Zoo  
 8 TapThat @ The Celtic Fox

8 Heartland Military Day @ Museum of the National Guard  
 8 Flag Day Celebration @ GOS  
 8 Juneteenth Car Show @ California Crossing  
 10 Juneteenth Pop and Paint Youth Event @ Jefferson Square – Austin Park  
 11 Juneteenth Taco Tuesday @ Betty Phillips Neighborhood Park  
 11 Stone & Story Real Estate Group Movie Night @ Evergy Plaza  
 12 Live @ Lunch – Evergy Plaza  
 13 Eats & Beats @ Evergy Plaza  
 14 Friday Flicks “The Little Mermaid” @ Evergy Plaza  
 14-16 Perfect Game Midwest 2024 Topeka All-Turf Showdown  
 15 World Giraffe Day @ Topeka Zoo  
 16 Music in the Park with the Santa Fe Band – 3825 SW Marion Lane  
 19 Live @ Lunch – Evergy Plaza  
 19 4<sup>th</sup> Annual Freedom Day Parade – Evergy Plaza  
 20 Eats & Beats @ Evergy Plaza  
 21 NONO Summer Concert Series “Wendy Woo” – NOTO  
 21-29 Sunflower Music Festival – White Concert Hall  
 22 Topeka Pride Palooza! @ Evergy Plaza  
 26 Live @ Lunch – Evergy Plaza  
 27 Eats & Beats @ Evergy Plaza  
 29 Chance Encounter’s Rock the Barrel House & Fireworks Display @ Happy Basset  
 29 TOPCITY Pickleball Tournament @ Hughes Park  
 29 Benefit Show @ 785 Beer Company Featuring Sloppy But Lucky  
 29 Spirit, Mind, Body Fair @ West Ridge Mall  
 29 7<sup>th</sup> Annual Sunshine Reggae Roots Festival @ 8<sup>th</sup> & Jackson, Downtown Topeka

## July

3 Live @ Lunch – Evergy Plaza  
 5 First Friday Art Walk – NOTO  
 6 Car Show – Dream Acres, 3158 SE 10<sup>th</sup> Ave  
 6 2024 – Mini Jamaica – Evergy Plaza



# 2024 Citywide Calendar

Updated: Thursday, May 16, 2024

7 Music in the Park w/the Santa Fe Band – Gage Park  
10 Live @ Lunch – Evergy Plaza  
11 Nitty Gritty Dirt Band LIVE – Prairie Band Casino  
12 Friday Flicks "The Super Mario Bros Movie" – Evergy Plaza  
13 2024 Coronation Ball – Our Lady of Guadalupe Church  
13 2024 Fiesta Topeka Parade – Evergy Plaza  
16-20 Fiesta Topeka @ Our Lady of Guadalupe Church  
19 Fiest Topeka Golf Tournament @ Cypress Ridge Golf Course  
19 NOTO Summer Concert "Sunday Basement Boogie" - NOTO  
24 Love Your zoo Giving Day @ Topeka Zoo  
24 Live @ Lunch – Evergy Plaza  
25 Education & Industry Summit Featuring "Mark C. Perna" @ TPAC  
25-28 Fur the Culture Ks Gala & Fest @ Evergy Plaza  
27 Global Tiger Day @ Topeka Zoo  
27 Pride Pool Pary @ Topeka Pride Community  
28 Music in the Park with the Santa Fe Band @ Gage Park  
31 Live @ Lunch – Evergy Plaza

## August

1 Eats & Beats @ Evergy Plaza  
1 First Friday Art Walk – NOTO  
2 Summertime Jam w/ Undercover @ Happy Bassett  
3 World Lion Day @ Topeka Zoo  
7 Live @ Lunch – Evergy Plaza  
8 Eats & Beats @ Evergy Plaza  
8 Joe Bonamassa @ TPAC  
9 Friday Flicks "Toy Story" @ Evergy Plaza  
10 World Elephant Day @ Topeka Zoo  
10 The BASH @ The Celtic Fox  
14 Live @ Lunch – Evergy Plaza  
15 Eats & Beats @ Evergy Plaza  
15 Jeff Dunham LIVE Show @ Prairie Band Casino  
16 NOTO Summer Concert "Orquesta Mundo Nouvo" @ NOTO  
16 The BASH @ Dirty Girl Adventures

17 World Orangutan Day @ Topeka Zoo  
21 Live @ Lunch – Evergy Plaza  
22 Eats & Beats @ Evergy Plaza  
22 Capital City Clister Dog Show @ SVEC  
24 World African Painted Dog Day @ Topeka Zoo  
25 Topeka Food Truck Festival @ Gage Park  
28 Live @ Lunch – Evergy Plaza  
29 Eats & Beats @ Evergy Plaza  
31 Wildly Creative – Arts with The Animals @ Topeka Zoo  
28-31 Central States Shrine Assoc Fall Meeting  
30-9/1 USA Softball Men's E Northern Nationals

## September

4 Live @ Lunch – Evergy Plaza  
5 Eats & Beats @ Evergy Plaza  
6 First Friday Art Walk – NOTO  
6-8 BRAKES @ SVEC  
11 Live @ Lunch – Evergy Plaza  
12 Eats & Beats @ Evergy Plaza  
12 The Oak Ridge Boys @ Prairie Band Casino  
12-15 Sunflower Slide @ SVEC  
13 Friday Flicks "UP" @ Evergy Plaza  
14 Brew at The Zoo @ Topeka Zoo  
14 Kansas Chocolate Festival @ Topeka Vendor's Market  
18 Live @ Lunch – Evergy Plaza  
19 Eats & Beats @ Evergy Plaza  
19 NBHA Finals @ SVEC  
20 NOTO Summer Concert "Ernest James Zydeco" @ Redbud Park  
21 World Rivers Day @ Topeka Zoo  
21 Indy Races for Childhood Cancer @ Lake Shawnee  
21-22 43<sup>rd</sup> Annual Cider Days @ SVEC  
25 Live @ Lunch – Evergy Plaza  
28 Kansas Book Festival @ WU

## October

4 First Friday Art Walk - NOTO



## 2024 Citywide Calendar

Updated: Thursday, May 16, 2024

- 4 KANSAS: 50<sup>th</sup> Anniversary Tour @ TPAC
- 5 Prince of Peace Oktoberfest 2024
- 6 Combat Air Museum 4<sup>th</sup> Annual Car Show
- 5-26 Nightmare on the Boulevard @ SVEC
- 6 Gage Park Celebration Day @ Topeka Zoo
- 11-13 2024 Thunder Over the Heartland @ Vaerus Aviation
- 12 Gem & Mineral Show @ SVEC
- 17-20 Platte Valley Cutters @ SVEC
- 19 & 26 Boo at the Zoo @ Topeka Zoo

- 19&26 Boo at the Zoo @ Topeka Zoo
- 30 – 11/2 Motorhead Events 2024 GT Arena Cross

### November

- 1-2 United Rodeo Association 2024 URA Finals
- 2 National Philanthropy Day @ Topeka Country Club
- 7-9 Smash It Derby 2024 Blizzard Bash
- 7-12/27 Zoo Lights @ Topeka Zoo
- 21-23 Kansas State High School Activities Association 2024 Gameday Spirit Showcase
- 22-23 KSHSAA Varsity Cheerleading @ SVEC
- 25 Dream Night @ Topeka Zoo
- 26 Festival of Trees @ Fairlawn Plaza Shopping Center
- 27-12/31 TARC Winter Wonderland Celebration of Lights @ Lake Shawnee

### December

- 6 First Friday Art Walk @ NOTO