


How Might We?

Create An Empowered Support Fund Process



Workflow

- 1 Current Template & Potential Impacts
- 2 Essential Questions To Answer
- 3 Individual, Pairs & Groups, Collective
- 4 Summary and Action Items


Starting Point

The goal of our workshop is to create an application for requesting support funds that is efficient and simple; promotes equity; collectivism, as much as possible; and self-determinism of unique needs and goals for NIAs.

*We can
do tough
things*

TOGETHER!

BREATHE



Things to Remember

1 Discussing money can bring up a range of feelings and intense responses – do what you must to self-regulate while supporting the group's process.

2 This process, and the solutions we come up with, will not solve for all needs or situations. We focus on progress over perfection.

3 Fundamentally we are all the same and want the same basic outcome.

Money is a tool. This is but one point of access.

Let's begin!

NIA BUDGET SUMMARY REPORT

City of Topoka - City Manager's Office
Community Engagement Division

2022 NIA SUPPORT FUND

Report Date: 12/9/2022

	CD2020-3537 2020		CD2021-3610 2021		CD2022-3671 2022	
	Budget	Actual	Budget	Actual	Budget	Actual
NIA Support	\$ 57,500.00	\$44,171.14	\$ 57,500.00	\$38,463.76	\$ 57,500.00	\$33,871.52
Contingency	\$ 5,000.00	\$4,303.45	\$ 5,000.00	\$6,317.96	\$ 5,000.00	\$12,924.23
Citizen Advisory Council	\$ 2,500.00	\$2,349.95	\$ 2,500.00	\$2,500.00	\$ 2,500.00	\$971.00
Total NIA Support Annual Budget	\$ 65,000.00	\$ 50,824.54	\$ 65,000.00	\$ 47,281.72	\$ 65,000.00	\$ 47,766.75

Agency E	2020 Budget		2020 Actual		2021 Budget		2021 Actual		2022 Budget		2022 Actual		2022 % Remaining	# of NIA Households	% of Total NIA Households
	Budget	Actual	Budget	Actual	Budget	Actual	Budget	Actual	Budget	Actual					
CD2022.0001 Central Highland Park	\$ 7,219.64	\$7,134.74	\$ 7,219.64	\$6,824.49	\$ 7,219.64	\$ 7,219.64	\$6,109.41	\$ 1,110.23	\$ 1,110.23	\$ 1,110.23	\$ 1,110.23	15%	2218	12.56%	
CD2022.0002 Central Park	\$ 2,688.65	\$657.32	\$ 2,688.65	\$925.40	\$ 2,688.65	\$ 2,688.65	\$40.00	\$ 2,648.65	\$ 2,648.65	\$ 2,648.65	\$ 2,648.65	99%	826	4.68%	
CD2022.0003 Chimesy Park	\$ 2,363.15	\$2,345.03	\$ 2,363.15	\$1,069.54	\$ 2,363.15	\$ 2,363.15	\$1,016.16	\$ 1,346.99	\$ 1,346.99	\$ 1,346.99	\$ 1,346.99	57%	726	4.11%	
CD2022.0004 Downtown	\$ 1,236.91	\$40.00	\$ 1,236.91	\$40.00	\$ 1,236.91	\$ 1,236.91	\$40.00	\$ 1,196.91	\$ 1,196.91	\$ 1,196.91	\$ 1,196.91	97%	380	2.15%	
CD2022.0005 East End	\$ 1,383.39	\$1,516.90	\$ 1,383.39	\$855.92	\$ 1,383.39	\$ 1,383.39	\$797.04	\$ 586.35	\$ 586.35	\$ 586.35	\$ 586.35	42%	425	2.41%	
CD2022.0006 East Topoka North	\$ 2,698.41	\$1,767.08	\$ 2,698.41	\$2,025.38	\$ 2,698.41	\$ 2,698.41	\$40.00	\$ 2,658.41	\$ 2,658.41	\$ 2,658.41	\$ 2,658.41	99%	829	4.69%	
CD2022.0007 East Topoka South	\$ 956.98	\$1,187.84	\$ 956.98	\$1,818.04	\$ 956.98	\$ 956.98	\$1,320.00	\$ (363.02)	\$ (363.02)	\$ (363.02)	\$ (363.02)	-38%	294	1.66%	
CD2022.0008 Hi-Crest	\$ 6,718.37	\$5,328.61	\$ 6,718.37	\$3,747.96	\$ 6,718.37	\$ 6,718.37	\$3,234.72	\$ 1,483.65	\$ 1,483.65	\$ 1,483.65	\$ 1,483.65	22%	2064	11.68%	
CD2022.0009 Highland Acres	\$ 1,871.64	\$1,814.32	\$ 1,871.64	\$1,681.71	\$ 1,871.64	\$ 1,871.64	\$1,321.77	\$ 549.87	\$ 549.87	\$ 549.87	\$ 549.87	29%	575	3.26%	
CD2022.0010 Historic Holiday Park	\$ 1,702.38	\$40.00	\$ 1,702.38	\$40.00	\$ 1,702.38	\$ 1,702.38	\$640.44	\$40.00	\$ 1,061.94	\$ 1,061.94	\$ 1,061.94	62%	523	2.96%	
CD2022.0011 Historic North Topoka East	\$ 3,990.66	\$3,391.24	\$ 3,990.66	\$984.93	\$ 3,990.66	\$ 3,990.66	\$2,324.64	\$ 1,666.02	\$ 1,666.02	\$ 1,666.02	\$ 1,666.02	42%	1226	6.94%	
CD2022.0012 Historic Old Town	\$ 2,584.49	\$2,580.83	\$ 2,584.49	\$2,315.58	\$ 2,584.49	\$ 2,584.49	\$1,991.88	\$ 582.61	\$ 582.61	\$ 582.61	\$ 582.61	23%	794	4.49%	
CD2022.0013 Jefferson Square	\$ 904.90	\$901.90	\$ 904.90	\$627.12	\$ 904.90	\$ 904.90	\$812.40	\$ 92.50	\$ 92.50	\$ 92.50	\$ 92.50	10%	278	1.57%	
CD2022.0014 Lakes-Foster	\$ 1,621.00	\$1,612.12	\$ 1,621.00	\$703.06	\$ 1,621.00	\$ 1,621.00	\$40.00	\$ 1,581.00	\$ 1,581.00	\$ 1,581.00	\$ 1,581.00	98%	498	2.82%	
CD2022.0015 Maerue	\$ 1,370.37	\$40.00	\$ 1,370.37	\$815.00	\$ 1,370.37	\$ 1,370.37	\$40.00	\$ 1,330.37	\$ 1,330.37	\$ 1,330.37	\$ 1,330.37	97%	421	2.38%	
CD2022.0016 North Topoka West	\$ 3,066.23	\$3,062.47	\$ 3,066.23	\$2,861.17	\$ 3,066.23	\$ 3,066.23	\$2,480.60	\$ 585.63	\$ 585.63	\$ 585.63	\$ 585.63	19%	942	5.33%	
CD2022.0017 Oakland	\$ 8,290.55	\$8,109.60	\$ 8,290.55	\$7,917.94	\$ 8,290.55	\$ 8,290.55	\$7,100.00	\$ 1,190.55	\$ 1,190.55	\$ 1,190.55	\$ 1,190.55	14%	2547	14.42%	
CD2022.0018 Quintana Heights-Steele	\$ 735.64	\$734.57	\$ 735.64	\$40.00	\$ 735.64	\$ 735.64	\$290.90	\$ 444.74	\$ 444.74	\$ 444.74	\$ 444.74	60%	226	1.28%	
CD2022.0019 Tennessee Town	\$ 983.02	\$891.72	\$ 983.02	\$779.76	\$ 983.02	\$ 983.02	\$286.20	\$ 696.82	\$ 696.82	\$ 696.82	\$ 696.82	71%	302	1.71%	
CD2022.0020 Valley Park	\$ 1,995.33	\$858.85	\$ 1,995.33	\$1,995.88	\$ 1,995.33	\$ 1,995.33	\$1,902.36	\$ 92.97	\$ 92.97	\$ 92.97	\$ 92.97	5%	613	3.47%	
CD2022.0021 Ward Meade	\$ 3,118.31	\$176.00	\$ 3,118.31	\$384.88	\$ 3,118.31	\$ 3,118.31	\$40.00	\$ 3,078.31	\$ 3,078.31	\$ 3,078.31	\$ 3,078.31	99%	958	5.42%	
CD2022.0022 Citizen Advisory Council (CAC)	\$ 2,500.00	\$2,349.95	\$ 2,500.00	\$2,500.00	\$ 2,500.00	\$ 2,500.00	\$971.00	\$ 1,529.00	\$ 1,529.00	\$ 1,529.00	\$ 1,529.00	61%	958	5.42%	
CD2022.3672 Contingency	\$ 5,000.00	\$4,303.45	\$ 5,000.00	\$6,317.96	\$ 5,000.00	\$ 5,000.00	\$12,924.23	\$ (7,924.23)	\$ (7,924.23)	\$ (7,924.23)	\$ (7,924.23)	-158%			
TOTALS	\$ 65,000.00	\$50,824.54	\$ 65,000.00	\$47,281.72	\$ 65,000.00	\$ 65,000.00	\$47,766.75	\$ 17,233.25	\$ 17,233.25	\$ 17,233.25	\$ 17,233.25	27%	17665	100.00%	

Current Template

Orienting Ourselves

1 \$57,500 is earmarked for disbursement among the 21 NIAs out of \$65,000.

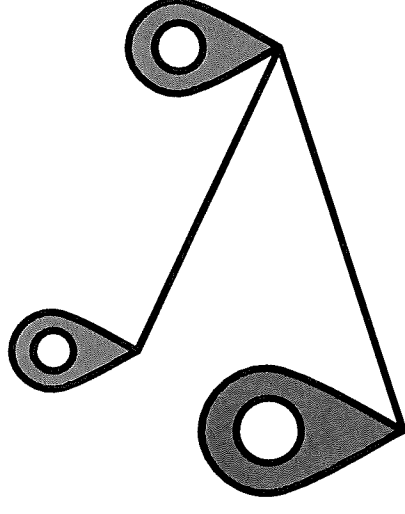
Budget Actually Spent:

- 2020: \$44,171 or 77% of budget
- 2021: \$38,463 or 67% of budget
- 2022 (Projected): \$33,871 or 59% of budget

Percentage of Decrease from 2020:

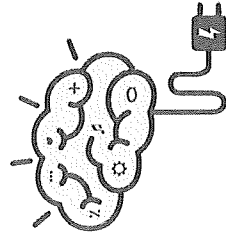
- 2021: 13%
- 2022: 23%

START



Let's share out!

What are the numbers trying to tell us?



<5 MINUTES

**ALL RESPONSES
WELCOME!**

Impacts of \$1000

Orienting Ourselves

1 The following numbers are based on current allowances for 14 NIAs

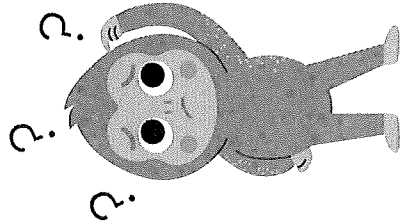
NIAs not included were:

- Downtown
- East Topeka North
- Ward-Meade
- Monroe
- Likins-Foster
- Central Park

3 NIAs that were not included are either inactive and/or did not spend more than \$250 in 2022




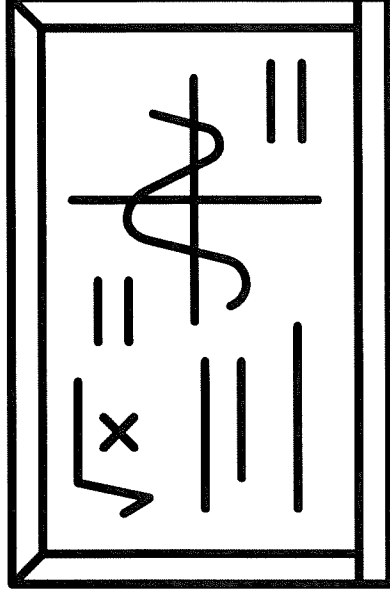
EAST TOPEKA
SOUTH



Impacts of \$1000

Orienting Ourselves

- 1 Largest percentage decrease in funds: 88% for Oakland
- 2 Smallest percentage decrease in funds: 28% for East End
- 3 Average percentage decrease in funds for the 11 NIAs that will experience it: 62%
- 4 Three NIAs will experience an increase:
 - Tennessee Town: 2%
 - Jefferson Square: 11%
 - Quinton Heights–Steele: 26%



Pause For The Cause

A two minute break to reflect and refresh.

Essential Questions

These essential questions are suggestions (non-exhaustive) and outside the scope of our task today.

We may need to bear these in mind as we progress through this process.

- 1 Who will determine if requests are approved or denied?
- 2 When can NIAs expect a decision to be reached?
- 3 What recourse can a NIA take if they disagree with the decision?
- 4 How can NIAs track the progress of their application?

Essential Questions

These are suggestions of essential questions within the scope of our task today: creating an application.


- 1 What is the maximum amount NIAs can request in a fiscal year?
- 2 How do we balance a minimum number of questions that provides a solid grasp of the NIA's vision for the funds?
- 3 What supporting documents will be required?



Individually: Look over survey result list. Identify **your 5** essential questions.

Groups/Pairs: Discuss your 5 essential questions. Identify **which** questions came up consistently in your group/pairs.

Action Items



Action 1

Compile questions from each group.

Action 2

Group similar questions together.

Action 3

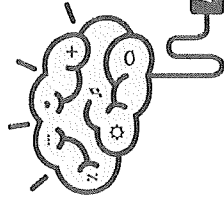
Open the floor to discuss the question.

Action 4

Vote on inclusion of the question on the application.

Let's share out!

What keeps coming up for us?



5 MINUTES

**DESIGNATE SOMEONE TO SPEAK
FOR YOUR GROUP OR PAIR.**

Maximum Amount

Let's look at some possible methods for verbiage:

- 1 "Amount not to exceed more than xx% **above** 2022 allotment."
- 2 "Amount not to exceed more than \$(dollar amount) **above** 2022 allotment."

Examples


Percentage vs Dollar Amount

Super Awesome NIA received an \$1800 budget in 2022. They want to have a super awesome activity, but need more than their 2022 budget allowed. Let's see which option provides more funding.

Percentage

$$\text{\$1800} \times .30 = 540$$

$$\text{\$1800} + \text{\$540} = \text{\$2340}$$



Dollar Amount

$$\text{\$1800} + 500 = \text{\$2300}$$

Examples

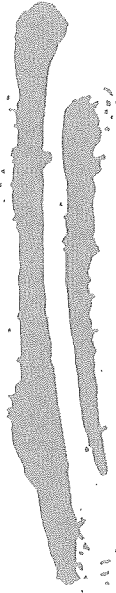
Percentage vs Dollar Amount

The Dandiest NIA received a \$6500 budget in 2022. They want to have a handy dandy activity, but need more than their 2022 budget allowed. Let's see which option provides more funding.

Percentage

$$\$6500 \times .30 = 1950$$

$$\$6500 + \$1950 = \$8450$$



Dollar Amount

$$\$6500 + 500 = \$7000$$



$$\begin{aligned} \$2000 \times .30 &= \\ 600 \text{ for } \$2600 \end{aligned}$$

OR

$$\begin{aligned} \$2000 + 500 &= \\ \$2500 \end{aligned}$$

$$\begin{aligned} \$1100 \times .30 &= \\ 330 \text{ for } \$1430 \end{aligned}$$

OR

$$\begin{aligned} \$1100 + 500 &= \\ \$1600 \end{aligned}$$

$$\begin{aligned} \$3600 \times .30 &= \\ 1,080 \text{ for } \\ \$4680 \end{aligned}$$

OR

$$\begin{aligned} \$3600 + 500 &= \\ \$4100 \end{aligned}$$

$$\begin{aligned} \$2700 \times .30 &= \\ 810 \text{ for } \$3510 \end{aligned}$$

OR

$$\begin{aligned} \$2700 + 500 &= \\ \$3200 \end{aligned}$$

Recommendation

We need both a percentage and a dollar amount due to some NIAs will benefit more from using one versus the other.

Action Items



Action 1

Discuss recommendation for a percentage and a dollar amount.

Action 2




Calls for a motion.

Action 3

Vote on the motion.

Action 4



Repeat as needed until completed (but also, you're probably ready to go home, yes?).

We did it!



Summary of Neighborhood Improvement Programs & Projects

Empowerment Program

The Empowerment Grant Program was funded through the federal Community Development Block Grant (CDBG) Program. These funds were used to support a variety of neighborhood based public projects located within low/moderate income (LMI) neighborhoods. Grants ranged in size from \$2,000 up to \$50,000. Annual funding available was \$137,000. Eligible Project Activities included: Community engagement events and programs, small infrastructure improvements, neighborhood beautification and pride, and other neighborhood quality of life improvements including partnerships with local schools, Shawnee County Parks and Recreation, Arts Connect and Topeka Metro, etc. The program was replaced by the DREAMS 3 program in 2022.

Current Active Empowerment Projects						
YEAR	NEIGHBORHOOD	PROJECT #	PROJECT	STATUS	BUDGET	SPENT TO DATE
2020	Central HP	CD2020.3558	Ada Playground Highland Park Central Elementary School 2717 SE Illinois Ave Purchase of adaptive play structures and installation of padding and equipment	Construction/ Installation	\$ 12,384.00	\$ 12,384.00

Stages of Resource Targeting (SORT) Program

Through the SORT program, one LMI neighborhood was selected annually to engage in a cooperative effort with the City by providing community input and insight on their priorities for future planning and development initiatives, public improvements (streets, sidewalks, alleys, etc.), housing projects, and community needs. Through this community partnership effort, the City was able to determine where to target much-needed funding in priority areas identified by the neighborhood. The selected neighborhood would undergo three stages: Year 1 – Planning Stage, Year 2 – Design Stage, and Year 3 – Construction & Implementation Stage. The SORT Program was replaced by DREAMS 1 in 2023.

Current Active SORT Neighborhoods						
YEAR	NEIGHBORHOOD	PROJECT #	PROJECT	STATUS	BUDGET	SPENT TO DATE
2020-22	East Topeka North	601119.01	Various streets, sidewalks, sanitary sewer, and housing improvements	Design	\$ 1,700,000.00	\$ 82,020.00
2021-23	Valley Park	601125.01	Various streets, sidewalks, and housing improvements	Design	\$ 1,700,000.00	\$ 34,635.90

Topeka DREAMS Neighborhood Improvement Initiatives Program (NIIP)

Topeka DREAMS Neighborhood Improvement Initiatives Program (NIIP) is a neighborhood investment partnership program between the City of Topeka and area Neighborhood Improvement Associations (NIAs). The program is designed to assist NIAs with improving their neighborhoods through, community collaboration, neighborhood planning, public infrastructure improvements, and affordable housing and housing rehabilitation in low and moderate income (LMI) neighborhoods of Topeka. This partnership allows for the planning, design and completion of projects that address current conditions, and the identification of goals for future neighborhood infrastructure, housing, and other quality of life improvements. The City works to implement the priority projects, identified by the community, into the City of Topeka's Capital Improvement Plan, Capital Improvement Budget and annual Housing and Urban Development (HUD) Community Development Block (CDBG) Funding priorities for neighborhood projects through three initiative levels.

DREAMS 1

DREAMS 1 (part of the Neighborhood Improvement Initiatives Program (NIIP)), dedicates a portion of the City's Capital Improvement funding, Utilities funding, and Federal CDBG program funding for public infrastructure, quality of life, and housing improvements in one Intensive Care or At-Risk neighborhood selected bi-annually. The City coordinates with the recipient neighborhood to develop a Comprehensive Neighborhood Plan that outlines the current conditions of the neighborhood, identifies goals for the future, creates a future land use map, and includes neighborhood-specific elements (e.g., Infrastructure, housing, and other quality of life improvements). Funding invested in this program allows for the implementation of priority projects outlined in the approved Comprehensive Neighborhood Plan in a three-year phased program (Year 1 – Planning, Year 2 – Design, Year 3 – Construction and Implementation). (2024 1.4 million CIP, \$150,000 Utility, \$330,000 HUD)

Current Active DREAMS 1 Neighborhoods						
YEAR	NEIGHBORHOOD	PROJECT #	PROJECT	STATUS	BUDGET	SPENT TO DATE
2023-25	Historic Holiday Park	601160.00	Various infrastructure and housing improvements	Planning	\$ 1,880,000.00	\$ -

DREAMS 2

DREAMS 2 (part of the Neighborhood Improvement Initiatives Program (NIIP)), dedicates a portion of the City's Capital Improvement funding, Utilities funding, and funding for public infrastructure and quality of life improvements in up to four LMI neighborhoods in Topeka bi-annually. Funding may also be used as local match funding for larger public improvements. HUD housing funds may also be awarded in up to four LMI neighborhoods for major/minor housing rehab improvements on a first-come-first-serve basis by any income-eligible household in the selected neighborhoods. (2023 1.7 million CIP, \$150,000 Utility, \$330,000 HUD)

Current Active DREAMS 2 Projects						
YEAR	NEIGHBORHOOD	PROJECT #	PROJECT	STATUS	BUDGET	SPENT TO DATE
2023-24	Historic Old Town	601133.01	Completions of Washburn/Lane Lighting	Planning	\$ 77,000.00	\$ -
2023-24	Hi-Crest	601133.02	SE 31st St.; Adams to Irvingham - Sidewalks/Curb/Gutter Study	Planning	\$ 100,000.00	\$ -
2023-24	Valley Park	601133.03	SW Randolph - sidewalk connecting to Shunga Trail	Planning	\$ 135,000.00	\$ -
2023-24	Central Highland Park	601133.04	Hillcrest Pool Slide	Planning	\$ 150,000.00	\$ -
2023-24	Chesney Park	601133.05	Alley Replacement; Buchanan & Lincoln - 18th & 19th	Planning	\$ 483,172.00	\$ -
TOTAL					\$ 945,172.00	\$ -

Current Active DREAMS 2 Housing Neighborhoods						
YEAR	NEIGHBORHOOD	PROJECT #	PROJECT	STATUS	BUDGET	SPENT TO DATE
2023-24	Hi-Crest	601160.00	Various major and minor housing rehab improvements (Hi-Crest West from Kansas to Adams between SE 29th and SE 37th)	Planning	\$ 330,000.00	\$ -

DREAMS 3

DREAMS 3 (part of the Neighborhood Improvement Initiatives Program (NIIP)), dedicates federal CDBG program funding and City Capital Improvement funding to support a variety of small neighborhood-based public projects or local match funds for larger public projects. Program priorities include community engagement, infrastructure improvements and neighborhood empowerment and pride. \$200,000 (\$60,000 (CDBG) and (\$140,000 (GO) Bonds)) is available to award grants ranging from \$1,000 up to \$50,000 annually in this program. Interested community partners may also partner with area NIAs to apply for grants for infrastructure.

Current Active DREAMS 3 Projects						
YEAR	NEIGHBORHOOD	PROJECT #	PROJECT	STATUS	BUDGET	SPENT TO DATE
2022	Valley Park	CD2022.3673	2620 South East 23rd St.	Construction/ Installation	\$ 17,735.00	\$ 5,672.85
2022	Highland Acres	CD2022.3674	HA Murals 2620 South East 23rd St.	Design	\$ 10,900.63	\$ 7,530.20
2022	Highland Acres	CD2022.3675/ 261106.01	23rd St; Bellevue to Highland Ave. Add funds through GO Bonds \$80,455/\$19,545 CDBG Community Health Fair	Planning	\$ 100,000.00	\$ -
2022	Highland Acres	CD2022.3688	McKinley Park walking path / mural & parking improvements McKinley Park; 943 NW Western Ave	Planning	\$ 2,850.00	\$ -
2022	N Topeka West	261106.02	install park walking path; six parking stalls; four (4) double-sided murals to along the walking path in McKinley Park.	Design	\$ 59,545.00	\$ -
2023	Historic North Topeka East	261005.03	Veteran's Park Art Walk and Development	Planning	\$ 50,000.00	\$ -
2023	Jefferson Square	261005.04	Stone Monument Signs	Planning	\$ 40,000.00	\$ -
2023	Historic Old Town	261005.05	8th & Buchanan Repairs	Planning	\$ 26,250.00	\$ -
2023	Hi-Crest	261005.06	School Crossing Light - 35th & Adams	Planning	\$ 25,000.00	\$ -
2023	Historic North Topeka East	CD2023.3766.0100	Three Sisters of NOTO Mural Sculpture	Planning	\$ 6,600.00	\$ -
2023	Historic North Topeka East	CD2023.3766.0101	Entry Way Signs	Planning	\$ 7,500.00	\$ -
2023	Historic North Topeka East	CD2023.3766.0102	Veteran's Park Basketball Court	Planning	\$ 6,500.00	\$ -
2023	Historic Old Town	CD2023.3766.0103	Bethany Community Garden – 8th & Polk	Planning	\$ 11,000.00	\$ -
2023	Jefferson Square	CD2023.3766.0104	Woodall Park Picnic Area	Planning	\$ 9,000.00	\$ -
2023	Highland Acres	CD2023.3766.0105	School Bus Shelters	Planning	\$ 15,000.00	\$ -
TOTAL					\$ 387,880.63	\$ 13,203.05

DREAMS 2 Potential Projects - CAC will select up to 2 of the following for additional funding in 2023-2024

The original budget for DREAMS 2 in 2023 was \$1.4 million in the CIP (Go Bonds). With the award of ARPA funding, the budget is now \$1.7 million. The Citizen Advisory Council can select two of the following additional projects for design and construction in 2023-2024.

Additional Potential DREAMS 2 Projects for 2023-2024						
YEAR	NEIGHBORHOOD	PROJECT #	PROJECT	STATUS	BUDGET	SPENT TO DATE
2023-24	Hi-Crest		SE 31st Street - It was determined that the study that the NIA applied for the DREAMS 2 grant to complete has already been completed through another City project. The NIA has requested that additional funding considerations be made for the completion of the design/construction of this project	Needs Approval	\$ 400,000.00	\$ -
2023-24	North Topeka West		Project was original not funded due to low priority score of application. Additional funding could be used to complete all or part of the projects identified in the NIA's application for DREAMS 2 grant funding.	Needs Approval	\$ 500,000.00	\$ -
2023-24	H North Topeka East		KS & Gordon Crossing Improvements – project study/design was originally funded through the Empowerment program in 2020. additional funding would allow for construction of design option selected by the neighborhood	Needs Approval	\$ 450,000.00	\$ -
TOTAL					\$ 1,350,000.00	\$ -



CITY OF TOPEKA

COMMUNITY ENGAGEMENT BY THE NUMBERS

JANUARY 2023

NEIGHBORHOOD IMPROVEMENT ASSOCIATION SUPPORT FUNDS BUDGET REPORTS

Support funds are provided by the City of Topeka Division of Community Engagement through the Federal Housing and Urban Development (HUD) Community Development Block Grant (CDBG) Program. Federal regulations permit the City of Topeka to enact policies in accordance with federal HUD guidelines. The following table includes items that are permissible and items that are restricted from federal funding use.

NIA Support	\$52,750.00
Contingency	\$ 9,750.00
Citizen Advisory Council	\$ 2,500.00
Total NIA Support Annual Budget	\$ 65,000.00

<https://www.topeka.org/citymanager/neighborhood-association-information/neighborhood-improvement-association-support-fund-budget-reports/>

NEXTDOOR POSTS

City of Topeka and community partner resource information posted for distribution throughout the community.

> **8,335 IMPRESSIONS**

TSC GET DIGITAL

The Topeka and Shawnee County Get Digital program provides affordable and equitable access to computer and internet equipment and services, along with technical support, training opportunities, and digital literacy services for low and moderate-income individuals and families. Through community collaboration and partnership, the program focuses on strategies and investments to create opportunities that help to reduce barriers to technology access and use with the overall goal of ensuring that all Topeka and Shawnee County residents and neighborhoods have the equipment and services needed for civic and cultural participation, employment, lifelong learning, and access to other essential health and human services.

> **608 DISTRIBUTED COMPUTERS INTO THE COMMUNITY**
> **> 22 DIGITAL LITERACY TRAINING PARTICIPANTS**

NEWSLETTERS

Community Engagement is utilizing a new mailing address verification system that confirms both the accuracy and occupancy of each property captured on our NIA mailing lists.

We will make any necessary adjustments. Please note that the adjustments will be reflected on your budget reports at the end of February.

If you find any discrepancies please feel free to contact me and we will make the appropriate changes.

COMMUNITY ENGAGEMENT RESOURCE BAGS

The Community Resource Bag is a printed version of local community resource information to give a quick view of helping agencies you are mostly likely to need when helping yourself or someone else. We probably haven't captured everything, but our team is working hard to constantly improve the information by adding verified community programming on a weekly basis. If you are interested in obtaining resource bags for your agency/organization please contact Monique Glaude at mglau@topeka.org or 785-368-4470.

> **335 BAGS DISTRIBUTED**

ANNOUNCEMENTS

- Fight the Blight Program – February
- Annual NIA Budget Meeting – March
- Changing Our Culture of Property Maintenance

For more information, please contact Monique Glaude at mglau@topeka.org or 785-368-4470.

DREAMS 2 – Additional Projects Summary

The original budget for DREAMS 2 in 2023 was \$1.4 million in the CIP (Go Bonds). With the award of ARPA funding, the budget is now \$1.7 million. The Citizen Advisory Council may select two of the following additional projects for design and construction in 2023-2024.

Total Approved for Funding - \$795,172

Remaining Available Funding - \$904,828

NEIGHBORHOOD	PROJECT	BUDGET
Hi-Crest	<p><u>SE 31st Street Sidewalks/curb/gutter</u> – The NIA was originally awarded \$100,000 of 2023 DREAMS 2 grant funding to complete a study for this work. The study has already been completed. The NIA has requested that additional funding considerations be made for the completion of the design and construction of this project.</p> <p><u>Project will include:</u> Installation of an enclosed drainage system including curb and gutter along with sidewalks on SE 31st from Adams to Irvingham.</p>	\$ 400,000.00
North Topeka West	<p><u>Streets Mill & Overlay</u> – This project was not originally funded in the 2023 DREAMS 2 grant award process due to a low priority score of the application. Funding could be used to complete all or part of the projects identified in the NIA's application for DREAMS 2 grant funding.</p> <p><u>Proposed Mill & Overlay projects include:</u> NW 8th; Myrtle to NW Winter - \$37,500 NW Winter; NW 8th-NW Silver Lake Rd - \$150,000 NW Howard; NW Lyman-NW Silver Lake Rd - \$180,000 NW Fillmore; NW 6th to Lower Silver Lake Rd. - \$100,000 NW 6th; Fillmore-NW Taylor - \$50,000</p>	\$ 517,500.00
H North Topeka East	<p><u>KS & Gordon Crossing Improvements</u> – In 2020 the NIA was awarded a \$25,000 Empowerment grant to conduct a Traffic Study/Design for a Pedestrian crossing at the intersection of N. Kansas Ave and Gordon Street. Additional funding would allow for the implementation of the traffic calming recommendation option that was selected by the neighborhood in July of 2022.</p> <p><u>Proposed improvements include:</u> Modify the intersection by constructing 'bulb-outs' in conjunction with constructing a 'speed table' which will introduce ramps for vehicle traffic, reduce speeds, and provide an at-grade crosswalk for pedestrians</p>	\$ 450,000.00



MEET PROPS!

PROPS the Penguin

PROPS is new to Topeka and looking for some new friends. As a penguin, they are used to being in close community with others, being alone simply won't do.

PROPS, which stands for **People Recognizing Other People Shining**, has asked to visit the NIAs - to be in community with you - and honor all the work you do on behalf of your neighborhoods.

PROPS needs some help finding their way and hopes CAC members can recommend two NIAs to visit each month. While visiting, they will be sure to share why that NIA is so appreciated.

JANUARY

**PROPS
OFFICIAL**

**HIGHLAND ACRES NIA
NORTH TOPEKA EAST NIA**



Note from ShaMecha:

We had a total of 6 responses to this call for questions to ask/criteria that should be considered for an NIA to apply for additional funding.

Response 1

What is the expected outcome for the expenditure being requested and what measurements are in place to determine the effectiveness of the desired outcome?

Response 2

1. What category will these funds be used for? Select from a drop down list matching the budget categories.
2. What is the specific dollar amount for this request?
3. If the funds are used for newsletters, please provide the month and dollar amount for each newsletter.
4. If the funds are for something besides newsletters, please give a brief description of how the funds will be used. Please include any dates or partnerships that are applicable.
5. What is the desired outcome and impact of the funds?
6. When do you need these funds?

Response 3

Are funds available?

Are there other funding sources in the City's budget that could fulfill the NIA's need?

Is there another NIA that isn't spending down their funds (better use of available funds)?

Is the request based on an identified need in the NIA's long range plan?

Does the request complete a current or ongoing project?

How can we make the paperwork for the request simple and direct? Will we accept digital signatures for requests like this from NIAs? (I think I need more context to answer these questions more specifically.)

Response 4

Do you plan to request additional funds this year?

What is the maximum amount a NIA can request per year? What are the minimum and maximum amounts a NIA can request per application?

Response 5

For what will the funds be used and how important is that use for the NIA?

Response

What is the expected benefit to the NIA from these funds?