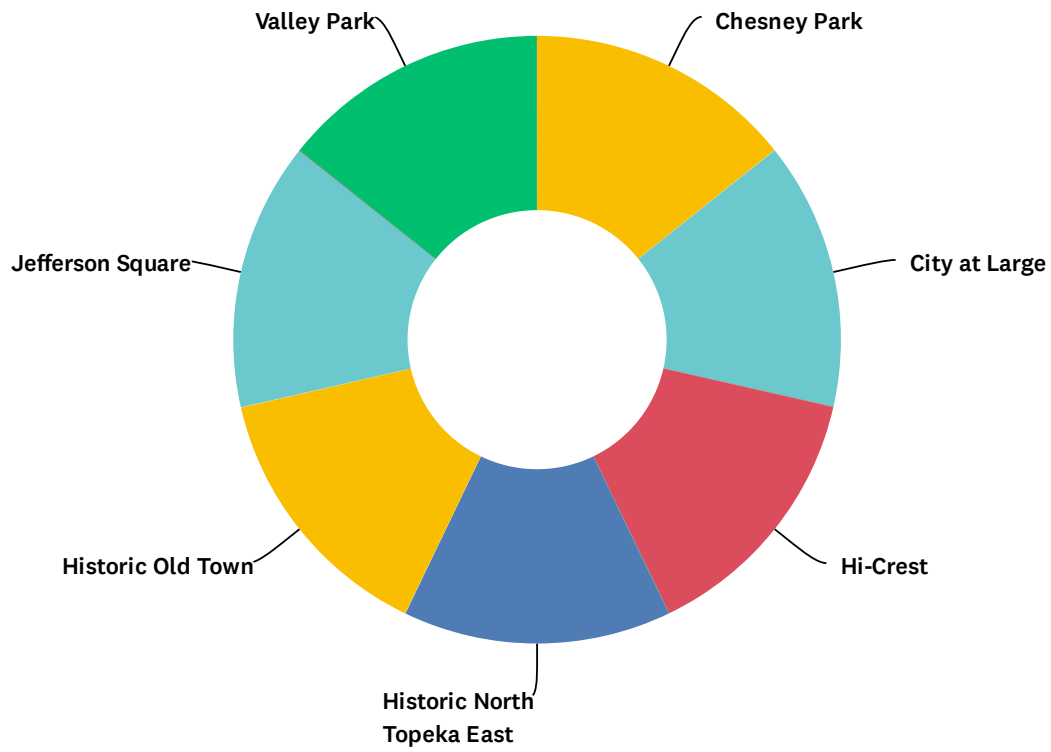


Q1 Neighborhood

Answered: 7 Skipped: 0



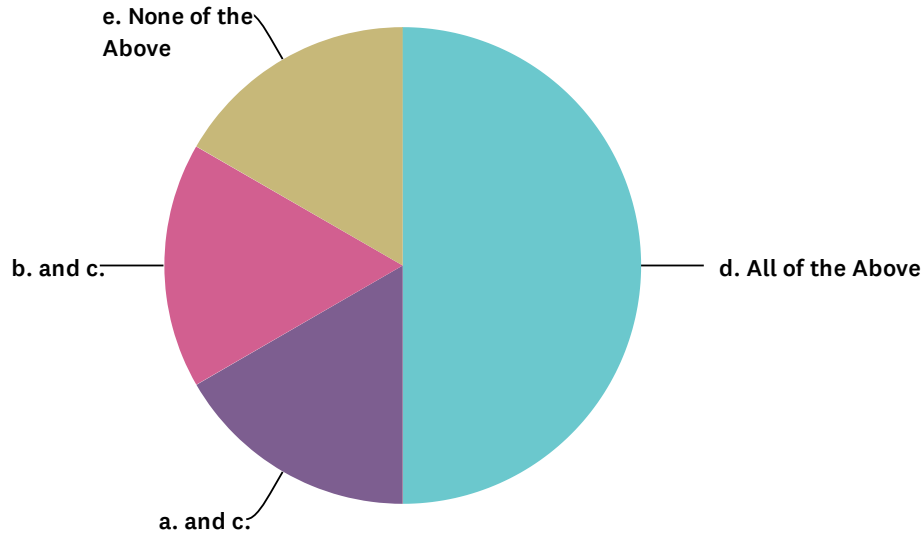
ANSWER CHOICES	RESPONSES	
Central Highland Park	0.00%	0
Central Park	0.00%	0
Chesney Park	14.29%	1
City at Large	14.29%	1
Downtown	0.00%	0
East End	0.00%	0
East Topeka North	0.00%	0
East Topeka South	0.00%	0
Hi-Crest	14.29%	1
Highland Acres	0.00%	0
Historic Holliday Park	0.00%	0
Historic North Topeka East	14.29%	1
Historic Old Town	14.29%	1
Jefferson Square	14.29%	1
Likins-Foster	0.00%	0
Monroe	0.00%	0
North Topeka West	0.00%	0
Oakland	0.00%	0
Quinton Heights-Steele	0.00%	0
Tennessee Town	0.00%	0
Valley Park	14.29%	1
Ward Meade	0.00%	0
TOTAL		7

Q2 Name (optional)

Answered: 5 Skipped: 2

Q3 Which of the following programs would you like to see implemented in the 2021-2025 Consolidated Action Plan? (select all that apply)

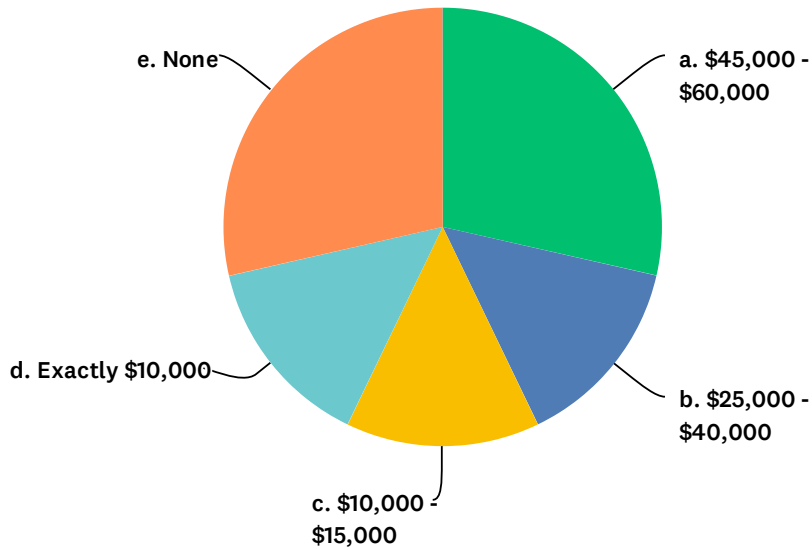
Answered: 7 Skipped: 0



ANSWER CHOICES	RESPONSES	
a. Topeka Community Development Program	0.00%	0
b. Neighborhood Impact Program	0.00%	0
c. Love Topeka Program	0.00%	0
d. All of the Above	42.86%	3
a. and b.	0.00%	0
a. and c.	14.29%	1
b. and c.	14.29%	1
e. None of the Above	14.29%	1
TOTAL		7

Q4 How much funding would you like to see allocated to the Topeka Community Development Program?

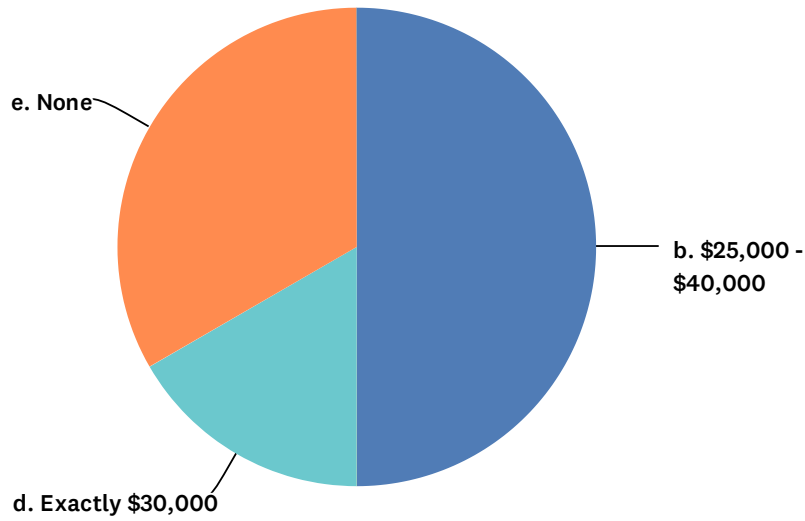
Answered: 7 Skipped: 0



ANSWER CHOICES	RESPONSES	
a. \$45,000 - \$60,000	28.57%	2
b. \$25,000 - \$40,000	14.29%	1
c. \$10,000 - \$15,000	14.29%	1
d. Exactly \$10,000	14.29%	1
e. None	28.57%	2
Additional comments:	0.00%	0
TOTAL		7

Q5 How much funding would you like to see allocated to the Neighborhood Impact Program?

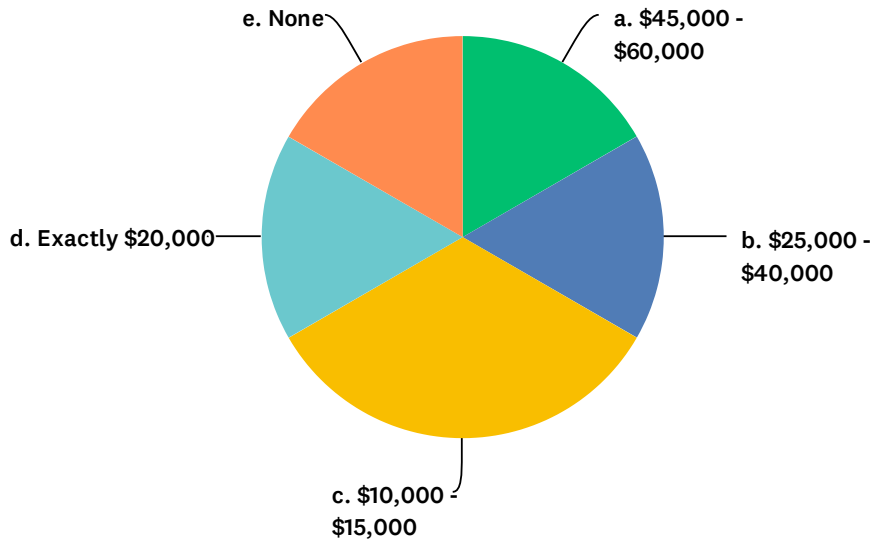
Answered: 6 Skipped: 1



ANSWER CHOICES	RESPONSES	
a. \$45,000 - \$60,000	0.00%	0
b. \$25,000 - \$40,000	50.00%	3
c. \$10,000 - \$15,000	0.00%	0
d. Exactly \$30,000	16.67%	1
e. None	33.33%	2
Additional Comments:	0.00%	0
TOTAL		6

Q6 How much funding would you like to see allocated to the Love Topeka Program?

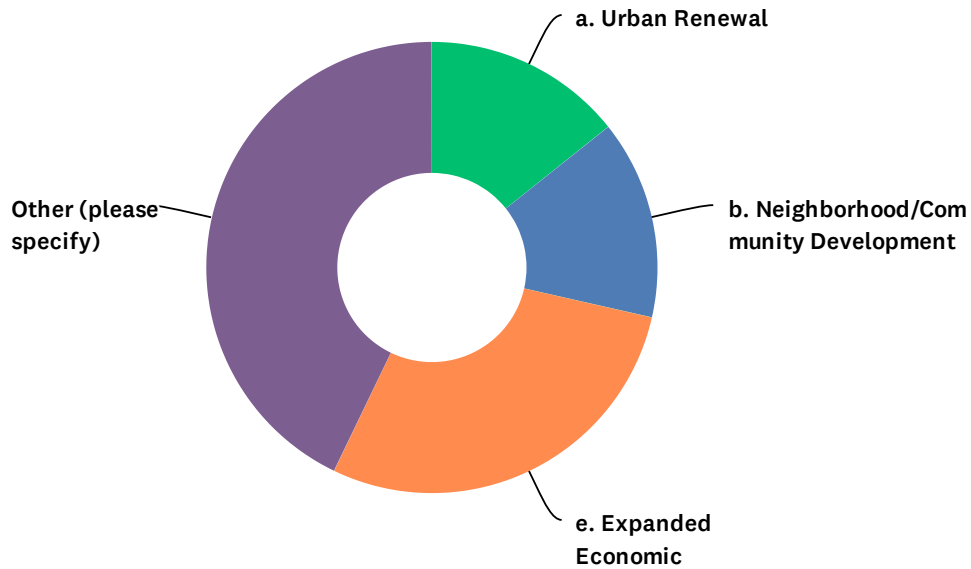
Answered: 6 Skipped: 1



ANSWER CHOICES	RESPONSES	
a. \$45,000 - \$60,000	16.67%	1
b. \$25,000 - \$40,000	16.67%	1
c. \$10,000 - \$15,000	33.33%	2
d. Exactly \$20,000	16.67%	1
e. None	16.67%	1
TOTAL		6

Q7 What community needs would you like to see addressed in the 2021-2025 Consolidated Action Plan that you feel are not included?

Answered: 7 Skipped: 0



ANSWER CHOICES	RESPONSES	
a. Urban Renewal	14.29%	1
b. Neighborhood/Community Development	14.29%	1
c. Health	0.00%	0
d. Housing	0.00%	0
e. Expanded Economic Opportunities	28.57%	2
Other (please specify)	42.86%	3
TOTAL		7

Q8 Any additional comments you would like to add:

Answered: 5 Skipped: 2